



Construction Safety nets

You can rely on HUCK safety nets!



CONSTRUCTION SAFETY NETS

2013/2014



Page 17
Dome light safety system



Page 21
Safety Nets as Work Platforms



Page 56
Site fence screen



Page 53
Scaffolding rope / Repair cord

Dear business associates

We are proud to be able to celebrate our company's 50th anniversary this year.

Made in Germany – At home all over the world

"Made in Germany" is not an empty claim on our part. The quality of our business location is confirmed by the positive feedback we receive and the orders that come in from all over the world.

Manfred Huck laid the foundations for our success in 1963 with hand-knitted nets made in a garage in Berghausen. 50 years on and the Huck Group is still a passionate, family-run business setting standards in the international net industry.

It is impossible now to imagine not having stop nets and side-protection nets in accordance with DIN EN 1263-1. As a permanent member of national and international committees for DIN and European standards, we always know about the latest developments and can contribute the practical experience we have gained over many years. The overwhelming majority of our safety nets are certified under EN 1263-1 and carry the GS mark.

We are also familiar with the conditions of use of walk-on work platform nets and work closely with Germany's employers' liability insurance association. Dome light nets with an EC-type examination certificate and the CE mark as well as many other safety net applications can also be found in our 2013/2014 anniversary edition.

Trust in our proven HUCK quality. After 50 years of being passionate about nets and ropes, we are as committed as ever and look forward to the challenges of the future!

Kind regards

Huck Nets (UK) Ltd.

Ring today and let our experienced sales team advise you!

Switchboard	+44 (0)1308 425 100
Fax, Sales	+44 (0)1308 425 109
E-Mail	dave.collins@hucknetting.co.uk
Internet	www.huck-net.co.uk

Contents

HUCK Safety Nets	5 - 23
... Square mesh	6-8
... Diamond mesh	9
... Complete packages	10
... Overlay nets and panels	11 - 13
... Netting suspension	14 - 16
... Fall protection / Dome light safety system	17
... Safety-net assembly	19
... Fax request form	20
... Nets as work platforms	21
... Safety-net installation information	22 - 23
HUCK Brick Guardrail Nets	24 - 36
... With Isilink clips in standard sizes	24
... The Isilink clip	25
... In standard sizes without Isilink clips	26
... In all sizes without Isilink clips	27
... With buckled straps in standard sizes	28
... Ready-made net-protection walls	29
... Side-protection netting	30 - 31
... Side-protection panels	32
... Scaffold-protection netting / dust-protection nets	33 - 34
... Tarpaulins	35
... Brick guardrail nets – safety information	36
HUCK Safety and Industrial Nets	37 - 43
... Technical details	37
... Specifications	38 - 39
... Material thickness from 1 to 3 mm	40
... Material thickness from 3.5 to 6 mm	41
... Standard sizes/accessories	42
... Accessories	43
HUCK Safety Nets for Special Applications	44 - 51
... Pallet-rack nets	44
... For special applications	45
... Lifting loads	46 - 47
... Securing loads	48 - 49
... Dralo® wire-rope nets	50
... "Powernet" for overhead cable construction	51
HUCK Ropes and Covers	52 - 56
... Ropes for the industrial and construction sector	52 - 53
... Impermeable tarpaulins	54
... Air-permeable nets/covers	55
... Building-site fencing/Site fence screen	56
Index	57
Contacts	59

The advantages of safety nets

- Unlike PPE equipment, they allow workers to move freely.
- They provide collective protection for all work and transportation in the secured area.
- Should anyone fall, the net provides a softer landing than rope equipment, thanks to its energy-absorption characteristics.

Relevant standards, regulations and laws


According to HSG33, "the preferred method of securing the leading edge in industrial roofing is to use new-technology safety nets". These nets are manufactured and installed according to EN 1263, and the Work at Height regulations 2005. Only safety nets conforming to these standards should be installed.

HUCK safety nets with safety margin

In the static-energy-absorption test, a 3 x 3 m test net with a minimum safety factor of 1.5 must have an ageing reserve of at least one year. HUCK safety nets have an even greater margin and therefore offer the greatest possible safety.

HUCK quality management

All the safety nets shown in this catalogue undergo regular checks from our quality management. Both the HUCK company and our quality management are ISO 9001 certified.





System-S safety nets conforming to EN 1263-1

Safety nets are horizontally erected guard nets with rope threaded into the edges of the mesh. The exact definition of this type of rope-edged safety net is system-S safety net conforming to EN 1263-1.

The system-S category is further divided into four classes of net, based on their minimum breaking strength. These have to meet the following requirements:


- a) minimum strength of rope edge: 30 kN;
- b) maximum mesh size: 60 mm or 100 mm;
- c) minimum energy absorption of a 3 x 3 m test net (see table and example).

The most important classification factor is the minimum energy absorption when new, including the safety factor and the individual ageing factor** (see table and example). A new safety net must have an ageing factor of at least one year. This means that, in the example given for net class A2, the minimum energy absorption when new is at least **4.14 kJ**.

There are four classes of net altogether:

Net class	Minimum braking strength	Safety factor	Ageing factor	Maximum net size
A1	2.3 kJ	1.5	individual	60 mm
A2	2.3 kJ	1.5	individual	100 mm
B1	4.4 kJ	1.5	individual	60 mm
B2	4.4 kJ	1.5	individual	100 mm

** Example for net class A2	Minimum braking strength		Safety factor		Energy absorption without ageing		Ageing factor		Minimum energy absorption when new
	2.3 kJ	x	1.5	=	3.45 kJ	x	1.2 (e.g.)	=	4.14 kJ



Safety nets edged all round with rope

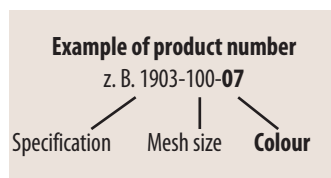
– any size

Description:

Knotless system-S safety net conforming to EN 1263-1 (rope-edged safety net) in approx. 5 mm high-tenacity polypropylene. Square mesh, edged all round with approx. 12 mm, 30-kN rope.

No.	Mesh size	Colours	Energy absorption	GS test certificate	
1903-100	100 mm	■ □ ■ ■ ■ ■	app. 4.8 kJ = Net cl. A2	07100009	per m ²
1903-060	60 mm	■ ■	app. 6.1 kJ = Net cl. A1	07100012	per m ²
1903-045	45 mm	■ □ ■ ■	app. 9 kJ = Net cl. B1	07100011	per m ²

- -01 = green
- -02 = white
- -03 = orange
- -04 = blue
- -06 = black
- -07 = red



Safety nets edged all round with rope

– standard sizes

Description:

Knotless system-S safety net conforming to EN 1263-1 (rope-edged safety net) in approx. 4.75 mm high-tenacity polypropylene. Square mesh, edged all round with approx. 12 mm, 30-kN rope. Energy absorption approx. 4.4 kJ. Net class A2. GS test certificate 7100004 (replaces 3100004).

No.	Size	Mesh size	Colours	
19040-100	5 x 10 m	100 mm	■ ■	per each
19041-100	6 x 10 m	100 mm	■ ■	per each
19042-100	10 x 10 m	100 mm	■ ■	per each
19043-100	7.50 x 15 m	100 mm	■ ■	per each

Surcharge for small quantities:

- Nets under 5 m² +100% per net**
- Nets under 10 m² +35% per net**
- Nets under 20 m² +20% per net.**

The surcharge is based on the size of a single net, and not on the total order.



Net with metal thimble (no. 2021).



Net with plastic thimble (no. 2017).

Safety nets with rope edging all round and thimbles

every 2.5 m
– any size

Description:

Knotless system-S safety net conforming to EN 1263-1 (rope-edged safety net) in approx. 5 mm high-tenacity polypropylene. Square mesh, edged all round with approx. 12 mm, 30-kN rope and with thimbles every 2.50 m.

No.	Mesh-size	Colours*	Energy-absorbtion	GS test certificate	
2003-100	100 mm	■ □ ■ ■ ■ ■	app. 4,8 kJ = Net cl. A2	07100009	per m ²
2003-060	60 mm	■ ■	app. 6,1 kJ = Net cl. A1	07100012	per m ²
2003-045	45 mm	■ □ ■ ■	app. 9 kJ = Net cl. B1	07100011	per m ²

* for colour codes see page S. 1.2

Surcharge for small quantities:

Nets under 5 m² +100% per net

Nets under 10 m² +35% per net

Nets under 20 m² +20% per net.

The surcharge is based on the size of a single net, and not on the total order.

Safety nets with rope edging all round and thimbles

every 2.5 m
– standard sizes

Description:

Knotless system-S safety net conforming to EN 1263-1 (rope-edged safety net) in approx. 5 mm high-tenacity polypropylene. Square mesh, edged all round with approx. 12 mm, 30-kN rope and thimbles every 2.50 m.

No.	Size	Mesh size	Colours*	
20030-100	5 x 10 m	100 mm	■ ■	per each
20031-100	6 x 10 m	100 mm	■ ■	per each

* for colour codes see page S. 1.2

No. 2017



Additional charge for extra plastic thimble, incorporated into the rope edge.

per each

No. 2021

Additional charge for extra metal thimble, incorporated into the rope edge.

per each



Safety net with rope edging all round and suspension ropes

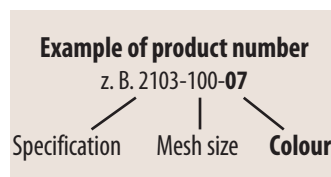
(spliced loop at one end) every 2.50 m
- any size

Description:

Knotless system-S safety net conforming to EN 1263-1 in approx. 5 mm high-tenacity polypropylene. Square mesh, edged all round with approx. 12 mm, 30-kN rope. Suspension ropes fastened to net every 2.50 m: type L in 12-mm PA (30 kN), 2.50 m long, white. With spliced loop at one end.

No.	Mesh size	Colours	Energy-absorption	
2103-100	100 mm	 	app. 4.8 kJ = Net cl. A2	per m ²
2103-060	60 mm		app. 6.1 kJ = Net cl. A1	per m ²
2103-045	45 mm		app. 9 kJ = Net cl. B1	per m ²

- 01 = green
- 02 = white
- 03 = orange
- 04 = bleu
- 05 = yellow
- 06 = black
- 07 = red



Safety net with rope edging all round and suspension ropes

(no loop) every 2.50 m
- standard sizes

Description:

Knotless system-S safety net conforming to EN 1263-1 in approx. 5 mm high-tenacity polypropylene. Square mesh, edged all round with approx. 12 mm, 30-kN rope. Suspension ropes fastened to net every 2.50 m: type M in 12-mm PA (30 kN), 2.50 m long, black, no loop.

No.	Size	Mesh size	Colours	
21030-100	5 x 10 m	100 mm		per each
21031-100	6 x 10 m	100 mm		per each

Surcharge for small quantities:

Nets under 5 m² +100% per net

Nets under 10 m² +35% per net

Nets under 20 m² +20% per net.

The surcharge is based on the size of a single net, and not on the total order.



Safety net with diamond mesh.



Safety net with square mesh.

Safety nets edged with rope all round

every 2.50 m
– any size

Description:

Knotless system-S safety net conforming to EN 1263-1 (rope-edged safety net) in approx. 5 mm high-tenacity polypropylene. Diamond mesh, edged all round with approx. 12 mm, 30-kN rope.

No.	Mesh-size	Colours*	Energy-absorbition	GS test certificate	
1803-100	100 mm	■	app. 5 kJ = Net cl. A2	05100007	per m ²
1803-060	60 mm	■	app. 9 kJ = Net cl. B1		per m ²

* for colour codes see page 1.4

Safety with rope edging all round

(no loop) every 2.50 m
– standard sizes

Description:

Knotless system-S safety net conforming to EN 1263-1 in approx. 5 mm high-tenacity polypropylene. Diamond mesh, edged all round with approx. 12 mm, 30-kN rope.

No.	Size	Mesh size	Colours	
18030-100	5 x 10 m	100 mm	■	per each
18031-100	6 x 10 m	100 mm	■	per each
18032-100	10 x 10 m	100 mm	■	per each
18033-100	7.50 x 15 m	100 mm	■	per each
18034-100	8 x 25.50 m	100 mm	■	per each
18035-100	12.50 x 20.50 m	100 mm	■	per each
18036-100	12.50 x 25.50 m	100 mm	■	per each

Surcharge for small quantities:

Nets under 5 m² +100% per net

Nets under 10 m² +35% per net

Nets under 20 m² +20% per net.

The surcharge is based on the size of a single net, and not on the total order.

Please follow the instructions given on page 1.11 for tying a “love hitch” so that you can put up an EN 1263-1 type S safety net with a suspension rope simply and safely!

As a standard solution for fall arrest nets that also need to protect people from falling objects, complete packages are available in standard sizes, in which the fall arrest net is already backed with an impermeable tarpaulin or an air-permeable fabric.



No. 22041



No. 23041

Complete package Fall arrest net with impermeable overlay panel

Knotless safety net conforming to EN 1263-1 in approx. 5 mm ht. green polypropylene. Mesh size 100 mm, edged with 30-kN rope.

Ready equipped with overlaid transparent tarpaulin panel, approx.

150 g/m², edged with PP cord and aluminium eyelets every 100 cm, and already attached to safety net with hog rings or cable ties at approx. 1 m intervals.

No.	Size	Mesh size	Colours	
22041	6 x 10 m	100 mm	■	per each
22042	8 x 10 m	100 mm	■	per each
22043	10 x 12 m	100 mm	■	per each
22044	10 x 15 m	100 mm	■	per each

Complete package Fall arrest net with air-permeable woven panel (dust-protection net)

Knotless safety net conforming to EN 1263-1 in approx. 5 mm ht. green polypropylene. Mesh size 100 mm, edged with 30-kN rope.

Ready equipped with overlaid HDPE woven panel (dust-protection net), approx.

100 g/m², edged with eyelets every 5 cm, and already attached to safety net with hog rings or cable ties at approx. 1 m intervals.

No.	Size	Mesh size	Colours	
23041	6 x 10 m	100 mm	■	per each
23042	8 x 10 m	100 mm	■	per each
23043	10 x 12 m	100 mm	■	per each
23044	10 x 15 m	100 mm	■	per each

* for colour codes see page 1.4



Netting suspension with ropes

When using single rope suspension, rope with a minimum breaking force of 30 kN must be used.

No. 2011

Suspension rope EN 1263-1, (Type L)

For single rope suspension. One end with spliced in loop, the other end firmly sealed off, length 2.50 m, the minimum breaking force for the rope is 30 kN.

per each



Most bridges were built in the 60s and 70s from reinforced concrete. Damage caused by increasing loads, environmental stresses and road salt can be secured with safety nets. This protection of the underneath is an economical interim solution until complete restoration is possible.

HUCK safety nets with overlay panels provide safety and protection from falling concrete

Description:

Knotless system-S safety net conforming to EN 1263-1 (rope-edged safety net) in high-tenacity polypropylene. Square mesh, approx. 5 mm thick, edged all round with approx. 12 mm, 30-kN rope.

No.	Mesh-size	Colours*	Energy-absorbtion	GS test certificate	
1903-100	100 mm		app. 4.8 kJ = Net cl. A2	07100009	per m ²
1903-060	60 mm		app. 6.1 kJ = Net cl. A1	07100012	per m ²
1903-045	45 mm		app. 9 kJ = Net cl. B1	07100011	per m ²

* for colour codes see page 1.4

No. 720

rotproof, air-permeable, UV-stabilised heavy duty **knitted panels** (approx. 200 g per m²). The panels are inclusive of eyelets at 50 cm intervals.

-015: Dark Green

per m²

No. 340

Tarpaulin made of coated HDPE tape fabric, approx. 190 g per m², seamed all round as well as eyelets 50 cm apart. Tear strength lengthwise and across: approx. 850 N/5 cm.

Temperature resistance: - 40° to + 80°.

-025: Natural-coloured

per m²



Netting suspension with ropes

When using single rope suspension, rope with a minimum breaking force of 30 kN must be used.

No. 2011

Suspension rope EN 1263-1, (Type L)

For single rope suspension. One end with spliced in loop, the other end firmly sealed off, length 2.50 m, the minimum breaking force for the rope is 30 kN.

per each



No. 35000

The **panels are attached** to safety nets using cable ties, which are placed 1 m apart

per m²

Surcharge for small quantities:

Nets under 5 m² +100% per net


Nets under 10 m² +35% per net

Nets under 20 m² +20% per net.

The surcharge is based on the size of a single net, and not on the total order.

Overlay panels for safety nets

As well as providing personal protection, safety nets are often required to catch small falling objects. If this is the case, we suggest using an overlay panel or close-meshed overlay net in combination with our safety nets (pages 1.2 – 1.5).



No. 35000

The panels are attached to safety nets using cable ties, which are placed 1 m apart.

per m²

When using single rope suspension, rope with a minimum breaking force of 30 kN must be used.

No. 2011

Suspension rope EN 1263-1, (Type L)

For single rope suspension. One end with spliced in loop, the other end firmly sealed off, length 2.50 m, the minimum breaking force for the rope is 30 kN.

per each


Airtight and waterproof overlay panels

standard sizes.

Transparent tarpaulin, approx. 150 g/m², edged with PP cord and aluminium eyelets every 100 cm.

No.	Size	
35101-025	5.80 x 9.90 m	per each
35102-025	7.75 x 9.90 m	per each
35103-025	9.70 x 11.90 m	per each
35104-025	9.70 x 14.90 m	per each





1

Air-permeability prevents the panel from ballooning. While air-permeable overlay panels are not as sturdy as overlay nets, they have a smaller mesh size. Again, they do not have the same density as standard overlay panels, but their permeability ensures that they have a lower wind load.

Air-permeable overlay panels

Standard sizes.

Woven double rib panels made of monofilament high-density polyethylene with polyester yarn along the top and bottom edges. Eyelets every 5 cm all round. **100 g/m², colour green**

No.	Size	
74201-01	6 x 10 m	per each
74202-01	8 x 10 m	per each
74203-01	10 x 12 m	per each
74204-01	10 x 15 m	per each

Air-permeable overlay panels are used in combination with safety nets. They do not replace personal protection. Suitable safety nets can be found on pages 1.2 – 1.5.

Surcharge for small quantities:

Nets under 5 m² +100% per net

Nets under 10 m² +35% per net

Nets under 20 m² +20% per net.

The surcharge is based on the size of a single net, and not on the total order.

Overlay nets ②

Instead of panels, close-meshed nets can also be used.

No. 2007-020

Overlay net made of high-tenacity polypropylene, approx. 1.8 mm, **mesh size approx. 20 mm**, firmly attached to the safety net every 75cm.

-02: White

per m²


-06: Black

per m²

No. 35000


The **panels are attached** to safety nets using cable ties, which are placed 1 m apart

per m²



2

When installing nets, it is important to comply with EN 1263-2 and the new Working Height regulations. These regulations state that safety nets must be secured to suspension points that are no more than 2.50 m apart and capable of bearing their load. Each suspension point must be designed for a characteristic load of at least 6 kN. Nets are suspended using ropes, snap hooks, straps or clips.



Netting suspension with ropes

When using single rope suspension, rope with a minimum breaking force of 30 kN must be used.

No. 2011

Suspension rope EN 1263-1, (Type L)

For single rope suspension. One end with spliced in loop, the other end firmly sealed off, length 2.50 m, the minimum breaking force for the rope is 30 kN.

per each

Joining rope (Typ 0)

made of polysteel, approx.

9 mm thick (15 kN), for connection of several safety nets to cover one large area.

No. 21380 (Type 0)

supplied loose.

-02: White

per metre

No. 21380R (Type 0)

in cables of 220 m.

-02: White

per cable

Cross ropes

Cross ropes can be used to reduce the sag of the net.

No. 2137

Cross rope (Type M), polysteel approx. 12mm dia, (30 kN). Threaded longitudinally and transversely through the mesh and fastened to the surround rope on both sides.

-02: White

per metre

No. 21370 Cross rope (Type M)

supplied loose

-02: White

per metre



No. 21370R Cross rope (Type M)

in cables of 220 m.

-02: White

per cable





Normally safety nets are secured with suspension ropes. According to EN 1263-1, suspension ropes can either have loops or not. The inner length of the loop is equal to at least 150 mm. Often these suspension ropes have a loop on one end while the other end is protected against untwisting (see Art.-No. 2011, page 1.8).


The loop end is secured to the net, and the net is then knotted onto the suspension point with the free end. The knot used is usually a "clove hitch" (see illustrations).

No. 2022
"Grippa" Safety net hook


per each



For securing nets. Particularly suitable for securing them to the underside of I-beams when laying metal profiles.



Hanging the edge rope in the hook (see photo 5) on the underside of the flange grip in a twisted position prevents unintentional detachment of the net. The two flange grips encircle the I-beam and are closed by pulling a strap with a snap lock.



No. 725
Storage sack

(Size: 60 x 100 cm). Made from UV-stabilised woven polyethylene material. With pull-cord. Suitable for one safety net (size: 6 x 10 m) or for two side safety nets (size: 2 x 10 m).

per each

Frequently netting suspension is achieved with suspension ropes. Further possibilities are provided for safety net suspension by safety snap hooks as well as by net safety hooks designed by us.

No. 2020 Net safety hook

in steel, loose.

(See page 1.3).

per each



No. 2015 Aluminium safety snap hooks

D shaped, 114 x 12 mm to fasten safety nets, EN 362, breaking strength in longitudinal axis approx. 22 kN.

per each



No. 2016 Fire brigade snap hooks

to fasten side safety nets, breaking strength approx. 18 kN.

Galvanised, size 120 x 11 mm, to C-DIN 5299.

per each



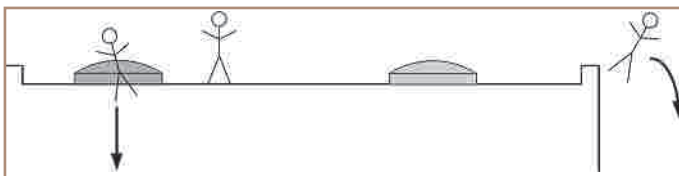
Synthetic ropes made of polysteel, white with Huck-stripes

For the most varied fields of application in the industrial and construction sector we offer you synthetic ropes in cables of 2 standard lengths.

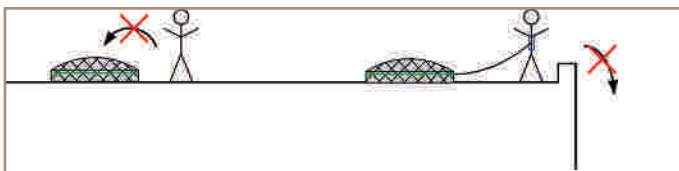
No.	Rope dia.	Weight	Min breaking st.	Coil lenght	
21380R-02	9 mm	50 g/m	15 kN	220 m	per cable
21380	9 mm	50 g/m	15 kN	loose	per m



Because in the last few years very serious injuries have occurred time and time again specifically due to the lack of dome light safety systems, the demand for a mobile safety system is increasing for the protection of persons during roof work. During maintenance work or even specifically in clearance work in winter, the potential source of danger of dome lights is often underestimated and unfortunately is often the result of more and more fatal work accidents.



Person falling from the edge of the roof and person plunging through dome light.



As in image 1, but with net and PPE



Attachment point for carabiner

Components and net dimensions:

- (a) Net up to 3 m × 3 m
- (b) Handles
- (c) Test mesh

Stop device:

- (d) Webbing 8.50 m
- (e) Ratchet

Material:

Netting: high tenacity polypropylene
Ratchet: Steel, galvanised

Application: Fall protection and stop mechanism for **one** person.

Dome light net

The roof fall protection system and roof safety are nowadays very important terms for any work or checks performed on buildings.

The following tests are available for the Huck dome light net:

- a) Fall protection safety following DIN EN 1263-1
- b) Stop device according to DIN EN 795:1996 Class B
- c) EC Prototype test certificate with CE label (CE 0158)

No. 17410-100-01

Dome light net (from Article No.17041-100-01)

Fall protection safety following EN 1263-1,

Size: 2 x 2 m,

-01: green

per each

No. 17411-100-01


Dome light net (from Article No.17041-100-01)

Fall protection safety following EN 1263-1,

Size: 3 x 3 m,

-01: green

per each



Safety nets ensure safety for everyone on construction sites and guarantee full freedom of movement for workers. This freedom is not provided by personal protection equipment safety lines. For this reason, the use of safety nets to meet the legal requirements of fall protection is rapidly increasing.



We hire out standard net sizes for correct construction site fall protection according to the guidelines of the German Construction Trade Association.

No. 10000
Hire price for 4 weeks up to 1000 sq metres on request

No. 11000
Hire price for 4 weeks over 1000 sq metres on request

No. 12000
Hire price per week from 5th week on request

Ordering information

Prices are net (no discounts) ex-works. Return of nets is to take place carriage paid. The hire price does not include suspension ropes for assembly. Hire is always for a fixed period of 4 weeks. From the 5th week, calculation is made on a weekly basis. Each new week will be calculated as a full week. Further details are available in the terms & conditions which are sent with the quotation/order confirmation.

With the first order, we reserve the right to take a deposit for the hired nets.

When ordering, the expected hire period must be stated. Any extension must be communicated to us immediately.

Net sizes

The following net sizes are available:

6.00 x 10.00 m	10.50 x 20.50 m
10.00 x 10.00 m	12.50 x 20.50 m
7.50 x 15.50 m	8.00 x 25.50 m
12.50 x 15.50 m	

The total area of the hired nets is used for calculation. Overlapping of the nets must be taken into account, such that the area of nets exceeds the area to be secured by approximately 20%.

No. 2011 Suspension rope EN 1263-1 (Type L),
for single rope suspension. One end with spliced-in loop, the other firmly sealed. Length 2.50m. Minimum breaking strength 30kN. per each

No. 21370 Cross rope (Type M) to reduce sagging of the net, polysteel approx. 12mm dia. (30kN) **(supplied loose)**.
-02: White per linear metre

No. 21370R Cross rope (Type M)
Polysteel approx. 12mm dia. (30kN) in coils of 220m.
-02: White per coil

See also our safety net assembly guide on pages 1.18 and 1.19.

We hire out only HUCK nets meeting DIN EN 1263-1 with a maximum mesh width of 100mm.



No. 2011



If nets are to be installed properly, installation must be undertaken by trained staff. If you do not have appropriately trained staff or the necessary specialist knowledge, we can install/dismantle your safety nets for you.

Take advantage of this offer and let our specialist team protect your building site properly.

Order information

All our underslung safety nets – including or excluding erection – are always hired out for a set period of 4 weeks. Starting from the 5th week, the hire costs are calculated weekly. Any part of a week counts as a full week.

A lead time of 5 working days is deemed to have been agreed for the dismantling and reinstallation of safety nets. This does not include Saturdays, Sundays and public holidays. The lead time begins on the first working day after the contractor has confirmed availability/the order. Please also read our terms and conditions of sale.

We only hire out and erect HUCK nets conforming to EN 1263-1 with a mesh size of 10 cm.

In the case of new constructions, we require building plans drawn to scale before we can produce a quotation – in the case of buildings which already exist (e.g. reconstruction or renovation), it is essential that we carry out a site inspection.

We can only draw up a binding quotation after receiving these plans or after having inspected the site. Please refer to the terms of the contract supplied with your quotation for further details.

Order help

We would ask you to submit a detailed enquiry as per the enquiry sheet on page 1.16.

Please ask us for a quotation while you are still at the planning stage!

Please also read our safety net assembly instructions on pages 1.18 and 1.19.



1.16 HUCK Fax Request Form

The quickest way to obtain a detailed quote

Customer's Name:

Route description
(with postcode, motorway exit, etc.)

Street:

.....

Site location with postcode:

.....

Tel. No.: Fax No.:

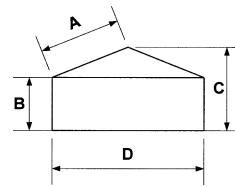
E-mail:

1. Length of incline (A):

2. Height up to the roof projection (B):

3. Height up to ridge (C):

4. Width of the building (D):



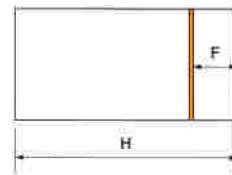
5. Special features of the building

- Canopies (Length x Width)
- Without columns
- With columns (for position of the columns see drawing)
- False ceilings or other built-in units
- Party walls (compartment wall)
- Sandwich (locking) plates or trapezoidal sheet
- Drawing, floor plan and sectional view enclosed

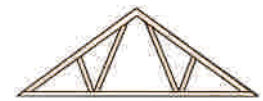
7. Total length (H):

8. Number of rafters:

9. Distance between rafters (girders) (F):



6. Please place a cross against type of roof



Notes:

.....

.....

.....

.....

.....

.....

.....

13. Crane trackway existing: Yes No

14. Size of entrance:

Height x Width:

15. Elevator platform possible (means can handle traffic up to 7.5 t)

Yes No

16. Start of net assembly:

17. Planned end of disassembly:

18. Please give any other relevant details on a separate sheet.



A personal safety rope is also required for the application illustrated above.



Work-platform nets are used in areas that are inaccessible with scaffolding. In accordance with regulations, these nets are used as work places, and specific conditions must be observed around the edges. Information about this can be found in Bau BG's BGI 662 (January 2007 edition). Here are a few key facts:

Work-platform nets need to fulfil the following criteria:

- Net must conform to EN 1263-1, net-class B1, with max. mesh size of 45 mm and 60 mm.
- The nets must be installed no more than 1.50 m below the underside of the construction to be erected.
- The inclination of the installed net must be no greater than 20°.
- The nets must be secured with bands (as per DIN EN 12195-2) or ropes (30-kN minimum breaking strength).
- The distance between two suspension points must be 50 cm maximum.
- Bracing straps must be threaded through the surface of the net – every ten meshes, for ten meshes – as cross braces.
- Grid size of the cross-brace straps must be max. 2 m x 2 m, at a 2 m distance from the net edge.
- The cross-brace straps are pre-tensioned by hand, making allowance for horizontal loads of at least 2.2 kN per suspension point.
- Maximum sag must be no more than 50 cm at the lowest point under the load of a person, or no more than 30 cm after re-tensioning on the second day.

Further information can be found in Bau BG's BGI 662 (instructions for the use of work-platform nets)

No. 1903-045

Knotless **safety net**, approx.

5 mm high-tenacity poly-propylene, **mesh size approx. 45 mm**, edged all round with approx. 12 mm, 30-kN rope. Energy absorption approx. 9 kJ.

01: Green per m²

No. 5511-035

Buckle strap, 2-part, with heavy ratchet, SWL 1500 daN (kp)/3000 daN (kp), Standard length: 2m=0.50m short end + 1.50 m loose end

per each

(every additional metre – or +)

No. 5513-035

Buckle strap, 1-part, with heavy ratchet, SWL 3000 daN (kp),

Standard length: 2m=1-part/loop


per each

(every additional metre – or +)

other straps available on request

The width of the net is directly related to the height of the fall:

Height of fall H _a :	< 1.0	< 3.0	< 6.0	metres
Minimum net width b:	> 2.0	> 2.5	> 3.0	metres



The nets are braced with straps along their length and breadth in a 2 x 2 m grid



Test: the 100-kg iron ball was dropped onto the net from a height of 3 m.



Applicable standards and regulations

Personal safety nets must meet the technical safety requirements of EN 1263-1. When erecting or installing safety nets, it is important to comply with EN 1263-2 and BGR 179.

HUCK safety nets comply with EN 1263-1.

1 Use

Safety nets are used to protect people who fall. Typically, they are used for building work at great heights, e.g. the construction of indoor facilities (see photo 1) and overhead cables or as a safety feature on scaffolding. They allow workers to move around freely.

2 Labelling

Every safety net must be labelled clearly in accordance with EN 1263-1 (see photo 2). The label must include the following information:

- Date of manufacture and name of manufacturer
- Net class in accordance with EN 1263-1
- Precise item designation (item number)
- Minimum energy absorption capacity or minimum tensile load of test mesh in accordance with ISO 1806
- Number of the inspection authority that certified the net.



Front of Label 2



Back of Label 2

3 Annual inspection

On every HUCK safety net, there are lead seals with the same identity number on the safety net label and test mesh (see photo 3). This ensures that the safety net and test mesh belong together.

No more than 1 year after the date of manufacture, the first test mesh must be sent to an authorised tester (e.g. the manufacturer). This tester verifies whether the net still has the necessary strength/energy absorption capacity and produces documentary evidence of the results.

No. 9700: Inspection cost per test mesh _____ per each

4 If the test results are positive, you will receive a new test badge bearing the identity number, which you then attach to the relevant net (see photo 4). The net can then be used for another year. Please also refer to the section on “when to discard nets”.


Installing and dismantling personal safety nets

Nets may only be installed by workers who have been trained to FASET standards. Protection must be provided for those undertaking installation (safety harness, platform lift).

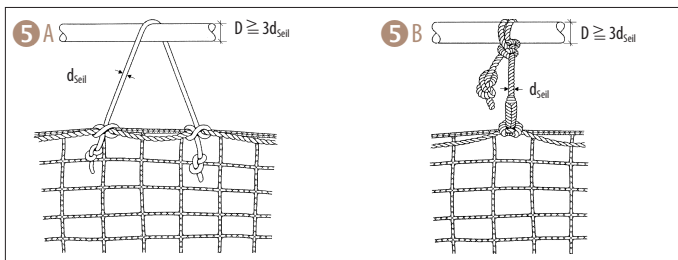
Anchoring strength requirements

Safety nets should be secured to constructions with appropriate load-bearing capacity. Each suspension point must be designed for a characteristic load of at least 6 kN.

The distance between suspension points must not exceed 2.50 m.



Test badge showing identity number and next inspection date. 4



A): Double-strand suspension rope Z (breaking strength ≥ 15 kN)
 B): Single-strand suspension rope L (breaking strength ≥ 30 kN)

5 Suspension

Nets are suspended with ropes, snap hooks, straps or clips. If single-strand suspension ropes are used (photo 5B), the breaking strength of the rope must be at least 30 kN. If double-strand suspension is used (photo 5A), 15 kN ropes will suffice. Further safety information can be found in BGR 179.

Dimensions/minimum size

The values given below assume a minimum size of 35 m², whereby the shortest side must be at least 5 m long.

6 Height of fall/minimum net width

Safety nets should be suspended as close as possible to the underside of the working area. The height of the fall (H_{fz} = difference between the height of the surface from which the person falls and the point of impact on the safety net) must not exceed 6 m. Up to 2 m from the edge of the net (H_{f1}), the maximum permissible height of fall is 3 m.

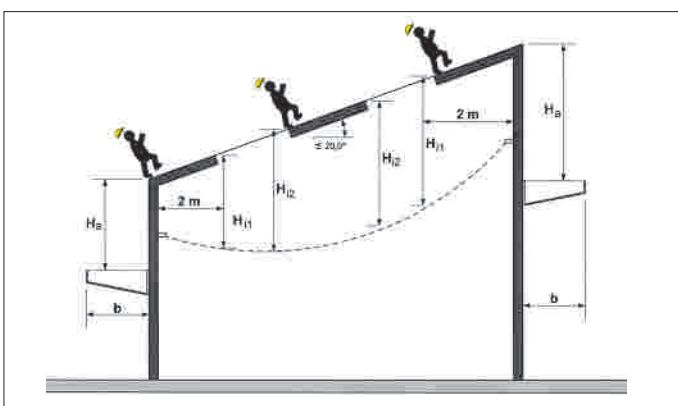
7 Space underneath the safety net

Safety nets should be suspended in such a way as to prevent those who fall from banging into solid objects. The size of the deformation depends on the length of the shortest edge of the net and the height of the fall (see table 7 and photo 7). In addition to the size of the deformation, a safety zone of $S > 0$ must be observed for traffic, etc.

With a suitable certification from the manufacturer and a fall height of up to 2 m, nets can also be installed in a space of 3 – 5 m under the surface from which a fall could take place. We would rig the net ourselves, and this would be done by qualified specialists.

Connecting safety nets

When connecting two or more safety nets, joining ropes should be used in such a way that the space between the join does not exceed 100 mm and the safety nets cannot move more than 100 mm away from each other. Safety nets can also be overlapped but the overlap must measure at least 2.00 m.



6

When to discard nets

Nets must be withdrawn from use in the following circumstances:

- Nets that have already been used to break a fall
- Nets that no longer meet minimum breaking strength requirements (please also refer to the section on “annual inspections”)
- Faulty nets (= very worn nets, defective mesh, damage to the rope edge or clips)

Storage

Store in a dry place, never store near a source of heat and avoid contact with aggressive substances such as acids, bases, etc. Do not expose to UV radiation.

Storage/warning

Store in a dry place. Never store near a heat source. Do not allow contact with abrasive substances such as acids or bases. Do not expose to direct UV radiation.

Nets and ropes should not be dragged over sharp edges.

Objects that fall into the net are to be removed immediately as they could injure people who fall onto them and impair the net’s load-bearing capacity.

Repairs/defects

Damaged nets may only be repaired by suitably qualified staff at the manufacturer’s plant. If defects are found, protective nets may only continue to be used if a qualified person agrees or they must be correctly repaired. To use the nets in extreme temperatures below -20° C or above 50° C, please consult the manufacturer.

Statement from manufacturer:

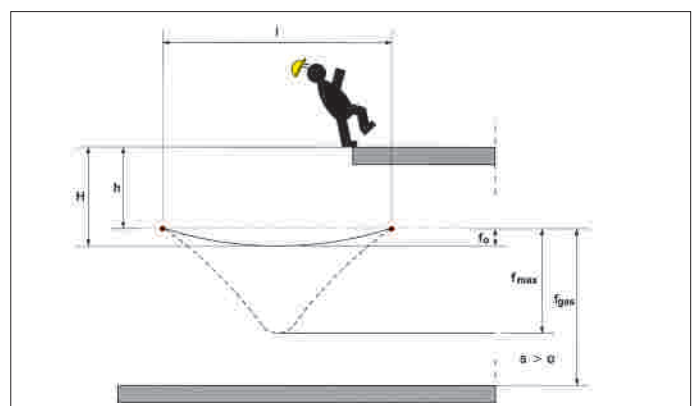
HUCK personal safety nets conform to DIN EN 1263-1.

Height of fall h (m)	1 m	2 m	3 m	4 m	5 m	6 m
Deformation f_{max} (m) if $l = 5$ m	2.65	2.85	2.95	3.00	3.05	3.10
Deformation f_{max} (m) if $l = 9$ m	3.35	3.55	3.75	3.85	3.95	4.00
Deformation f_{max} (m) if $l = 12$ m	4.20	4.40	4.55	4.75	4.90	5.00

l = width of safety net (shortest side)

The width of the net is directly related to the height of the fall:

Height of fall H_f :	< 1.0	< 3.0	< 6.0	metres
Minimum net width b:	> 2.0	> 2.5	> 3.0	metres



7



Brick guardrail net, mesh size 100 mm.

Guardrail nets complete with Isilink clips sewn on

Usage: for brick guard rail nets and nets used in roof scaffolding, EN 1263-1 together with the BGR 179 safety regulations are applicable. These nets are classed as Safety Net System U (Safety Net in load-bearing construction for vertical use). The mid-rail is not necessary when nets are used. The mesh may be a maximum of 100 mm. The nets are equipped with an integral surround rope.

We recommend assembly of side safety nets with our Isilink Clips, which are already sewn onto our side safety nets at 75 cm intervals, to comply with Bau-BG requirements.

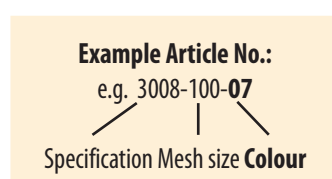
Cost calculation is per item

Please indicate colour preference (see colour table).

Each table shows which colours are available.

Colour numbers:

- -01 = green
- -04 = blue
- -07 = red



– standard sizes

Knotless guardrail nets conform to EN 1263-1, safety net system U. Made of ht polypropylene, approx. 5 mm thick, with integral surround rope and Isilink clips sewn on approx. 75 cm apart. These nets have been awarded German safety test certificate GS 03007 .

Size 1: 1.5 m x 5 m, number Isilink Clips: 18

Art.-No.	Mesh-size	Colour	
3005-045	app. 45 mm	■ ■ ■	per each
3005-060	app. 60 mm	■ ■	per each
3005-100	app. 100 mm	■ ■ ■	per each

Size 2: 2 m x 5 m, number Isilink Clips: 20

Art.-No.	Mesh-size	Colour	
3006-045	app. 45 mm	■ ■ ■	per each
3006-060	app. 60 mm	■ ■	per each
3006-100	app. 100 mm	■ ■ ■	per each

Size 3: 1.5 m x 10 m, number Isilink Clips: 32

Art.-No.	Mesh-size	Colour	
3007-045	app. 45 mm	■ ■ ■	per each
3007-060	app. 60 mm	■ ■	per each
3007-100	app. 100 mm	■ ■ ■	per each

Size 4: 2 m x 10 m, number Isilink Clips: 34

Art.-No.	Mesh-size	Colour	
3008-045	app. 45 mm	■ ■ ■	per each
3008-060	app. 60 mm	■ ■	per each
3008-100	app. 100 mm	■ ■ ■	per each



The further-improved Isilink Clip.
 For the fast and simple attachment of guardrail nets.
 Isilink is a registered EU trade mark.
 We hold the German patent 198 52 487 for the production of
 Isilink rope.

No. 3015

Isilink Clip sewn on to the net at intervals of 75 cm maximum.

Length: approx. 60 cm

-06: Black

per m²

No. 3016

Isilink Clip loose, as spare part.

Length: approx. 60 cm

-06: Black


per each

1 – **3** An extremely easy way to secure guardrail nets to scaffolding tubes and one that is approved by the employers' liability insurance associations in the construction industry. Simply place the long end around the scaffolding tube (**photo 1**) and the hole in the Isilink cord around the clip like a buttonhole (**photos 2 and 3**). It can even be done when wearing work gloves and works in wet, cold and dirty conditions.


With GS test certificate 03007 (which replaced GS 97175)



1



2



3



The guardrail is secured to the load-bearing construction mesh.



The guardrail is secured to the load-bearing construction mesh.

Guardrail nets

In accordance with German building regulation BGR 179, standard guardrail nets can be secured to the load-bearing construction mesh. This is achieved by threading the scaffold tube through the mesh. In the standard design described, our nets have been certified by the Technical Committee for Construction, which is part of the German Federation of Industrial Trade Associations, within the testing and certification body of BG-PRÜFZERT and have been allocated German safety test number GS 03005.

Cost calculation is per item.

Please indicate colour preference (see colour table).
Each table shows which colours are available

Colour numbers:

- -01 = green
- -04 = blue
- -07 = red

Example Article No.:
e.g. 3004-100-07
Specification Mesh size Colour

without Isilink Clips or straps

– standard sizes

Knotless guardrail nets conform to EN 1263-1, safety net system U. Made of high tenacity polypropylene, approx. 5 mm thick, with integral surround rope. These nets have been awarded German safety test certificate GS 03005 (which replaced GS 97158).

Size 1: 1.5 m x 5 m

Art.-No.	Mesh size	Colours	
3001-045	app. 45 mm	■ ■ ■	per each
3001-060	app. 60 mm	■ ■	per each
3001-100	app. 100 mm	■ ■ ■	per each

Size 2: 2 m x 5 m


Art.-No.	Mesh size	Colours	
3002-045	app. 45 mm	■ ■ ■	per each
3002-060	app. 60 mm	■ ■	per each
3002-100	app. 100 mm	■ ■ ■	per each

Size 3: 1,5 m x 10 m


Art.-No.	Mesh size	Colours	
3003-045	app. 45 mm	■ ■ ■	per each
3003-060	app. 60 mm	■ ■	per each
3003-100	app. 100 mm	■ ■ ■	per each

Size 4: 2 m x 10 m


Art.-No.	Mesh size	Colours	
3004-045	app. 45 mm	■ ■ ■	per each
3004-060	app. 60 mm	■ ■	per each
3004-100	app. 100 mm	■ ■ ■	per each



No. 3000-045-04



No. 3000-060-01



No. 3000-100-07

Brick guardrail nets in all sizes.

In order to emphasise the safety factor of these nets, we also offer guardrail nets in red.

Brick guardrail nets

in any size

(without Isilink clips or buckled straps)

Knotless system-U guardrail net conforming to EN 1263-1. In approx. 5 mm high-tenacity polypropylene, edged all round with threaded-on edging rope. Approved by Bau BG.

Art.-No.	Mesh size	Colours*	Energy absorption	
3000-045	45 mm		app. 9 kJ = Net cl. B1	per m ²
3000-060	60 mm		app. 6,1 kJ = Net cl. A1	per m ²
3000-100	100 mm		app. 4,4 kJ = Net cl. A2	per m ²

* for colour codes see page 2.3

No. 21320

Nylon rope, approx. 8 mm dia., loose

-02: White

per metre

No. 3016

Isilink Clip, loose as spare part. Length approx. 60 cm.

-06: Black

per each



No. 3016

Spare parts

No. 3011

Strap with self locking buckle, 55 cm long – supplied loose and not fixed onto net.

-01: Green

per each

-04: Blue

per each

-07: Red

per each

No. 3017

Strap with self locking buckle, 1 m long – supplied loose and not fixed onto net.

-01: Green

per each

-04: Blue

per each

-07: Red

per each

Tensile strength of article

No. 3011

Breaking load when used as restraint according to EN 12 195-2: 5000 N



No. 3011

Surcharge for small quantities:

Nets under 5 m² +100% per net

Nets under 10 m² +35% per net

Nets under 20 m² +20% per net.

The surcharge is based on the size of a single net, and not on the total order.



Guardrail nets complete with buckled straps sewn on

– standard sizes

Knotless guardrail nets conform to EN 1263-1, safety net system U. Made of high polypropylene, approx. 5 mm thick, with integral surround rope and buckled straps sewn on approx. 75 cm apart. These nets have been awarded German safety test certificate GS 03006.



Size 1: 2 m x 5 m, number buckled straps: 20

Art.-No.	Mesh size	Colour	
3006-100GSV-01	app. 100 mm	■	per each
3006-100GSV-04	app. 100 mm	■	per each
3006-100GSV-07	app. 100 mm	■	per each
3006-045GSV-01	app. 45 mm	■	per each
3006-045GSV-04	app. 45 mm	■	per each
3006-045GSV-07	app. 45 mm	■	per each

Size 2: 2 m x 10 m, number buckled straps: 34

Art.-No.	Mesh size	Colour	
3008-100GSV-01	app. 100 mm	■	per each
3008-100GSV-04	app. 100 mm	■	per each
3008-100GSV-07	app. 100 mm	■	per each
3008-045GSV-01	app. 45 mm	■	per each
3008-045GSV-04	app. 45 mm	■	per each
3008-045GSV-07	app. 45 mm	■	per each

Cost calculation is per item

Spare parts

No. 3011

Strap with self locking buckle, 55 cm long – supplied loose and not fixed onto net.

-01: Green

-04: Blue

-07: Red

per each

per each

per each

No. 3010

Strap fixed onto net on approx. 75 cm apart.

Length: approx. 55 cm.

-01: Green

-04: Blue

-07: Red

per each **GSV**

per each **GSV**

per each **GSV**



Ready made net protection walls

The advantages of these ready assembled units are:

- Fall prevention is already built into the scaffolding
- No railings and mid bars necessary
- Assembly time is reduced considerably
- Savings are made on transport and storage costs



Net protection walls: consisting of safety net EN 1263-1 system U, 5 mm high tenacity polypropylene, 60 mm mesh, attached to scaffolding tube with additional lacing rope, approx. 8 mm, German safety test certificate GS 03004.

Art.-No.	Scaffolding width	Size of net protection wall	Colour	
3033-060	2.50 m	1.50 x 2.50 m	■ ■	per each
3034-060	3.00 m	1.50 x 3.00 m	■ ■	per each
3035-060	2.50 m	2.00 x 2.50 m	■ ■	per each
3036-060	3.00 m	2.00 x 3.00 m	■ ■	per each

Spare nets for net protection walls: consisting of safety net EN 1263-1 system U, 5 mm high tenacity polypropylene, 60 mm mesh with additional lacing rope of approx. 8 mm dia.

Art.-No.	Scaffolding width	Size of net protection wall	Colour	
3026-060	2.50 m	1.50 x 2.80 m	■ ■	per each
3027-060	3.00 m	2.00 x 2.80 m	■ ■	per each
3029-060	2.50 m	1.50 x 3.30 m	■ ■	per each
3030-060	3.00 m	2.00 x 3.30 m	■ ■	per each

No. 3031

Spare aluminium scaffold tube, 40 mm dia., with 40 cm long insertion end, piping length 2.50 m, for No. 3033-060/3035-060.

per each

No. 3032

Spare aluminium scaffold tube, 40 mm dia., with 40 cm long insertion end, piping length 3.00 m, for No. 3034-060/3036-60.

per each

Guardrail nets ending in close-mesh, air permeable panels.

So that even small parts cannot fall through the lower part of the net, we offer side protection nets with 200-g fabric attached to the bottom.



No. 3208-100

Guardrail net in approx. 5 mm high-tenacity polypropylene. Mesh size approx. 100 mm. With integral rope edging all round, and **snap-buckle belt ties approx. every 75 cm**. Additionally, in the bottom 30 cm, with approx. 200g/m² PE fabric air-permable secured to net.

Size: 2 x 10 m

-01: Green

per each

-04: Blue

per each

No. 3204-100

Guardrail net in approx. 5 mm high-tenacity polypropylene. Mesh size approx. 100 mm. With integral rope edging all round. Additionally, in the bottom 30 cm, with approx. 200g/m² PE fabric air-permable secured to net.

Size: 2 x 10 m

-01: Green

per each


-04: Blue

per each

2.7 Side Protection Netting

In addition to fall protection inwards (into the structure), when laying roof sheeting and in other roof construction work in the steel frame construction field, the problem of fall protection outwards also arises.

There must always be a safety net if the height of the fall exceeds two metres. According to BGI 815 (a trade association publication relating to the installation of profile sheets and porous concrete slabs), ceilings and roofs with a slope of $< 20^\circ$ must have a safety net at the side or around the edge.




Here we recommend our system for securing roof edges in combination with system S safety nets conforming to EN 1263-1.

A detailed description of our safety nets can be found on pages 1.1 - 1.5.

Our side protection holders linked with side protection nets EN 1263-1 system S may be fixed to concrete supports etc. when protecting flat roofs, so that protection around the edges is still provided for subsequent roof work after the trapezoidal sheeting is in place, since the brackets need to be dismantled for the exterior wall lining.

Please let us have your detailed enquiry.



No. 13100 Side safety net equipment, complete set



Side safety net equipment

No. 13100

Side safety net equipment consisting of:

- A Safety net** EN 1263-1, system S
- B Suspension rope** EN 1263-1 type M (30 kN)
- C Protection clamps**
- D Protection holders** (price on request)

If assembling equipment yourself, you must follow the assembly instructions and instructions for use provided with each product.

Building industry information on the security of brick guardrails, side protection, etc.

❶ The outward inclination of the side protection stanchion must be 0° (vertical). In departure from this, the inclination may be up to 45° from the vertical for constructional reasons (see fig. 1).

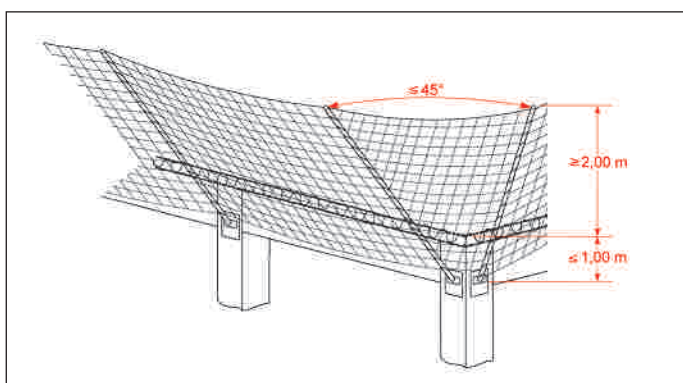
❶ + ❷ The length of the side protection stanchions shall be selected such that the distance of the upper surround rope radially to the edge of the roof

- in the area of the side protection stanchion is ≥ 2.00 m and
- in the middle of the intermediate space is ≥ 1.50 m.

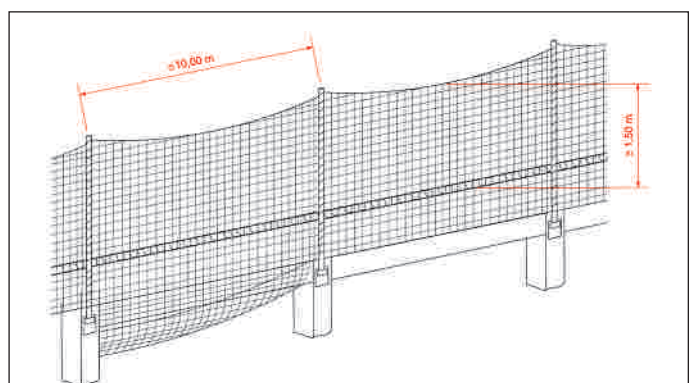
(see fig. 1 and 2).

The maximum spacing allowed between the brackets when using textile surround ropes is 10 m.

There must be no gaps of over 10 cm in the lower zone between the fall-off edge and the netting.



❶



❷



Side protection with close mesh heavy duty nets and air permeable PE panels during the building of the Japan Centre in Frankfurt. 1

Brick guardrail nets/side protection panels for small objects

In order to prevent small objects from falling from scaffolding, we have a range of products.

Rotproof sheets, permeable to air, made from heavy duty PE knitted panels.

1 No. 720

rotproof, air-permeable, UV-stabilised heavy duty **knitted panels** (approx. 200 g per m²). The panels are inclusive of eyelets at 50 cm intervals.

-015: Dark Green per m²

2 Especially close-meshed side protection nets.

No. 2908-030

Knotless side protection net made from high tenacity polypropylene, approx. 4 mm thick, **mesh size approx. 30mm**. Stitched border rope all round, equipped with Isilink clips 75cm apart.

Size 2 x 10m.

-01: Green per each

To join sheets together, we recommend:

No. 21300

6 mm dia. polyethylene rope, loose


-01: Green per metre

To attach the tarpaulins by wrapping around the scaffold pipes, we recommend:

No. 21320

8 mm dia. nylon rope, loose

-02: White per metre



2




❶ This solution combines a guardrail net to protect workers in the event of a fall with scaffolding panels. The scaffolding panels protect people from small falling objects and dust. The building stands in the middle of a busy pedestrian area.

❷ Dust protection nets, also known as scaffolding nets in the industry, are an ideal way to protect people from dust and small falling objects. They can be attached to scaffolding quickly and easily.


Have a look at the following pages for information about thicknesses and colours.




❷




No. 7405-02 resp. 7406-02



No. 7401-01 to 7404-01



No. 7401-04 to 7404-04



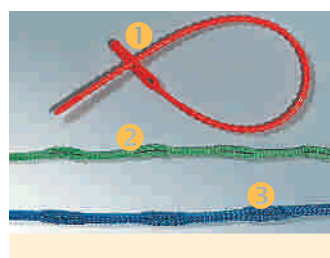
No. 7801-01 resp. 7802-01



No. 7205-015



No. 7301-01



Scaffold protection netting/dust protection nets/supplied by the roll

Scaffolding nets, approx. 75 g/m², woven double rib panels made of monofilament high-density polyethylene with a single strip of polyester yarn along the top and bottom edges and in the middle. Eyelets every 5 cm.

Art.-No.	Size	Weight	Colours	
7405	2.57 x 50 m	app. 75 g/m ²	Green, Blue, White	per roll
7406	3.07 x 50 m	app. 75 g/m ²	Green, Blue, White	per roll

Scaffolding nets, approx. 75 g/m², woven double rib panels made of monofilament high-density polyethylene with a single strip of black polyester yarn along the top and bottom edges and a double strip in the middle. Eyelets every 5 cm.

Art.-No.	Size	Weight	Colours	
7401	2.57 x 20 m	app. 75 g/m ²	Green, Blue	per roll
7402	3.07 x 20 m	app. 75 g/m ²	Green, Blue	per roll
7403	2.57 x 10 m	app. 75 g/m ²	Green, Blue	per roll
7404	3.07 x 10 m	app. 75 g/m ²	Green, Blue	per roll

High dust resistant scaffolding net, only 10% air permeability, high tear resistance.

Art.-No.	Size	Weight	Colours	
7801	2.57 x 50 m	app. 130 g/m ²	Green	per roll
7802	3.07 x 50 m	app. 130 g/m ²	Green	per roll

Materials on roll: scaffolding protection netting, flame retardant.

Art.-No.	Size	Weight	Colours	
7802B	3.07 x 50 m	app. 130 g/m ²	White	per roll

Materials on roll: scaffolding debris protection netting in UV stabilised polyethylene.

Art.-No.	Size	Weight	Colours	
7205	4.10 x 100 m	app. 200 g/m ²	Light Green, Dark Green	per roll
7301	2.95 x 100 m	app. 36 g/m ²	Green	per roll

1 No. 741

Fastening clips for scaffolding protection fabric, length 30 cm. per each

2 No. 743

Isilink clips made of approx. 3 mm high tenacity polypropylene, length 30 cm, supplied in bags of 500.

-01: Green per bag

3 No. 744

Isilink clips made of approx. 4 mm high tenacity polypropylene, length 30 cm, supplied in bags of 500.

-04: Blue per bag

HUCK tarpaulins ①

Scaffold protection multi-panel tarpaulins with double eyelets, approx. 150 g/m². Surround is reinforced with a polypropylene rope to protect against splitting of tarpaulins. Furthermore, there are double metal eyelets every 50 cm. Further technical data: Breaking strength: approx. 600 N/5 cm, UV-stabilised.

No. 32001

Scaffold protection tarpaulin; 2.60 x 10 m

-02: White

per each

No. 32002

Scaffold protection tarpaulin; 2.60 x 20 m

-02: White

per each

No. 32003

Scaffold protection tarpaulin; 3.10 x 10 m

-02: White

per each

No. 32004

Scaffold protection tarpaulin; 3.10 x 20 m

-02: White

per each

No. 741

Fastening clips for scaffold protection fabric, length 30 cm.

per each

HUCK tarpaulins ②

Safety tarpaulins for use on scaffolding, approx. 150 g/m², with aluminium eyelets every 100 cm and edged with PP cord.

Additional technical data: tensile strength: approx. 750 N/5 cm, UV-stabilised

No. 35101

Tarpaulin 5.80 x 9.90 m

-025: natur

per each

No. 35102

Tarpaulin 7.75 x 9.90 m

-025: natur

per each

No. 35103

Tarpaulin 9.70 x 11.90 m

-025: natur

per each

No. 35104

Tarpaulin 9.70 x 14.90 m

-025: natur

per each

HUCK tarpaulins, flame retardant

Safety tarpaulins with flame retardant finish, approx. 150 g/m², with double eyelets every 50 cm. Conform to DIN 4102 B1.

No. 32002B1

Tarpaulin, flame retardant 2.60 x 20 m **While stocks last**

-02: White

per each

No. 32004B1

Tarpaulin, flame retardant 3.10 x 20 m **While stocks last**

-02: White

per each



No. 32001 – 32004 ①



No. 35101 – 35104 ②

Applications

Guardrail nets are used primarily for roof work. Other areas of application include working on platforms, bridge building, etc. They are used to protect people who fall and fitted to roof scaffolding or at working height on façade scaffolding.

Applicable standards and net designs

EN 1263-1 and German Safety Regulations BGR 179 apply to guardrail nets. Guardrail nets are system U safety nets (a safety net for vertical use on load-bearing constructions). The middle rail is not required when using guardrail nets. The mesh size must not exceed 100 mm and rope is stitched into the nets all the way around the edge.

Assembly of guardrail nets

Guardrail nets must be secured to the scaffold rail. They must be kept taut and not allowed to sag. There are various ways of attaching them to the scaffold. We recommend Isilink clips, which are already sewn into your guardrail net at intervals of no more than 75 cm (in line with regulations).

Storage/warning

Store in a dry place. Never store near a heat source. Do not allow contact with abrasive substances such as acids or bases. Do not expose to direct UV radiation. Nets and ropes should not be dragged over sharp edges. Objects that fall into the net are to be removed immediately as they could injure people who fall onto them and impair the net's load-bearing capacity.

Repairs/defects

Damaged nets may only be repaired by suitably qualified staff at the manufacturer's plant. If defects are found, protective nets may only continue to be used if a qualified person agrees or they must be correctly repaired. To use the nets in extreme temperatures below -20°C or above 50°C, please consult the manufacturer.

1 Faulty nets

Faulty nets (damaged mesh, defective rope edging) or nets that have already been used to break a fall must be withdrawn until they have been tested by the manufacturer or someone with appropriate specialist knowledge. Repairs may only be undertaken by such specialists.

Labelling

Every guardrail net must be labelled clearly in accordance with EN regulations. The label must include the following information:


- Date of manufacturer and name of manufacturer
- Net type in accordance with EN 1263-1
- Precise item designation (item number)
- Minimum energy absorption capacity or minimum tensile load of test mesh in accordance with ISO 1806
- Number of the inspection authority that certified the net

2 + 3 Annual inspection

On every guardrail net, there are lead seals with the same identity number on the safety net label and test mesh (see photo 3). This ensures that the safety net and test mesh belong together.

No more than 1 year after the date of manufacture, the first test mesh must be sent to an authorised tester (e.g. the manufacturer). This tester verifies whether the net still has the necessary strength/energy absorption capacity and produces documentary evidence of the results.

No. 9700 Net cost of inspection per test mesh: _____ **per each**
If the test results are positive, you will receive a new test badge bearing the identity number, which you then attach to the relevant net (see photo 2).





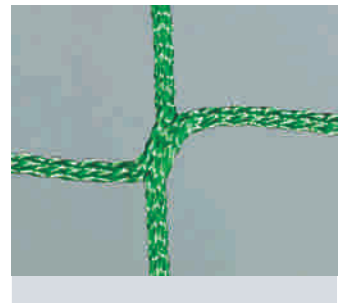
Art.-No.	Description*	Colour	Material dia (mm) app.	Mesh size (mm) app.	Weight g/m ² app.	Maximum tensile strength of mesh (kN)
200-020	PP., ht., knl.	■ ■ □ ■ ■	2.3	20	180	0.80
200-030	PP., ht., knl.	□ ■	2.3	30	135	0.80
200-035	PP., ht., knl.	□ ■	2.3	35	135	0.80
200-045	PP., ht., knl.	■ ■ □ ■ ■	2.3	45	90	0.80
200-100	PP., ht., knl.	■ □ ■	2.3	100	50	0.80
200-120	PP., ht., knl.	■ ■ □ ■	2.3	120	35	0.80
201-020	PP., ht., knl.	□ ■	1.8	20	130	0.60
201-025	PP., ht., knl.	■ ■	1.8	25	100	0.60
201-030	PP., ht., knl.	■	1.8	30	85	0.60
1202-020	PP., ht., knl.	□ ■ ■	1.0	20	50	0.20
1202-030	PP., ht., knl.	□ ■ ■	1.0	30	30	0.20
1202-050	PP., ht., knl.	□ ■ ■	1.0	50	20	0.20
1203-010	PP., ht., knl.	■ (diagonal)	1.5	10	150	0.25
203-020	PP., ht., knl.	■	1.5	20	80	0.25
203-030	PP., ht., knl.	□ ■	1.5	30	50	0.25
203-050	PP., ht., knl.	■	1.5	50	35	0.25
203-060	PP., ht., knl.	■	1.5	60	30	0.25
203-100	PP., ht., knl.	■	1.5	100	15	0.25
205-100	PP., ht., knl.	■	2.8	100	60	1.00
205-120	PP., ht., knl.	■	2.8	120	50	1.00
207-045	PP., ht., knl.	■ ■	3.5	45	200	1.40
207-100	PP., ht., knl.	■ ■	3.5	100	100	1.40
207-120	PP., ht., knl.	■ ■	3.5	120	70	1.40
209-030	PP., ht., knl.	■	3.0	30	260	1.10
209-045	PP., ht., knl.	■ □ ■ ■ ■ ■ ■	3.0	45	150	1.25
209-100	PP., ht., knl.	■ □ ■ ■	3.0	100	75	1.25
209-120	PP., ht., knl.	■ □ ■ ■	3.0	120	65	1.25
210-035	Polyester, knl.	□	4.0	35	350	2.00
210-045	Polyester, knl.	□	4.0	45	285	2.00
210-100	Polyester, knl.	□	4.0	100	150	2.00
210-130	Polyester, knl.	□	4.0	130	100	2.00
212-045	PP., ht., knl.	■ □ ■ ■ ■ ■ ■	5.0	45	400	3.20
212-050	PP., ht., knl.	□	5.0	50	350	3.20
212-060	PP., ht., knl.	■ ■ ■ ■	5.0	60	300	3.20
212-070	PP., ht., knl.	■	5.0	70	275	3.20
212-100	PP., ht., knl.	■ □ ■ ■ ■ ■ ■ ■	5.0	100	200	3.20
212-120	PP., ht., knl.	■ □	5.0	120	170	3.20
212-300	PP., ht., knl.	■	5.0	300	55	3.50
213-100	PP., ht., knl.	□	6.0	100	360	4.20
214-045	PP., ht., knl.	■	4.2	45	235	1.80
215-030	PP., ht., knl.	■ ■	4.0	30	330	1.60
215-045	PP., ht., knl.	■ □ ■ ■ ■ ■ ■	4.0	45	210	1.60
215-100	PP., ht., knl.	■ □ ■ ■ ■ ■ ■ ■	4.0	100	110	1.60
215-120	PP., ht., knl.	■ □ ■ ■ ■ ■ ■ ■	4.0	120	90	1.60
216-035	Polyester, knl.	□	3.0	35	230	1.10
216-045	Polyester, knl.	□	3.0	45	185	1.10
216-100	Polyester, knl.	□	3.0	100	90	1.10
216-130	Polyester, knl.	□	3.0	130	70	1.10
1903-045	PP., ht., knl.	■ □ ■ ■	5.0	45	475	3.20
1903-060	PP., ht., knl.	■ ■	5.0	60	375	3.20
1903-100	PP., ht., knl.	■ □ ■ ■ ■ ■ ■ ■	5.0	100	275	3.20
2003-100	PP., ht., knl.	■ □ ■ ■ ■ ■ ■ ■	5.0	100	300	3.20
2007-020	PP., ht., knl.	□ ■	1.8	20	170	0.60
3000-045	PP., ht., knl.	■ ■ ■	5.0	45	450	3.20
3000-060	PP., ht., knl.	■ ■	5.0	60	350	3.20
3000-100	PP., ht., knl.	■ ■ ■	5.0	100	250	3.20


***Description:**
PP.: Polypropylene
ht.: high tenacity
knl.: knotless

All measurements are approximate values and subject to minor changes.


Colourtable

- -01 = green
- -015 = dark green
- -02 = white
- -03 = orange
- -04 = blue
- -05 = yellow
- -06 = black
- -07 = red
- -08 = hemp colour
- -09 = violet







No. 200 Green, knotless, high tenacity polypropylene, approx. 2.3 mm dia.




No. 200 White, knotless, high tenacity polypropylene, approx. 2.3 mm dia.




No. 200 Dark Green, knotless, high tenacity polypropylene, approx. 2.3 mm dia.




No. 200 Black, knotless, high tenacity polypropylene, approx. 2.3 mm dia.




No. 201 Black, knotless high tenacity polypropylene, approx. 1.8 mm dia.



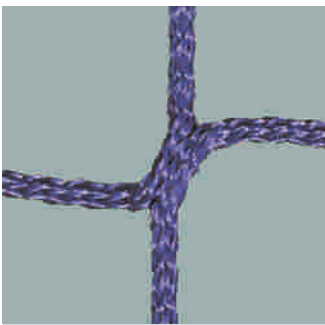
No. 201 Black, knotless high tenacity polypropylene, approx. 1.8 mm dia.




No. 203 Black, knotless high tenacity polypropylene, approx. 1.5 mm dia.




No. 205 Orange, knotless high tenacity polypropylene, approx. 2.8 mm dia.




No. 207 Violet, knotless, high tenacity polypropylene, approx. 3.5 mm dia.




No. 209 Green, knotless, high tenacity polypropylene, approx. 3 mm dia.




No. 209 White, knotless, high tenacity polypropylene, approx. 3 mm dia.




No. 209 Blue, knotless, high tenacity polypropylene, approx. 3 mm dia.



No. 209 Black, knotless, high tenacity polypropylene, approx. 3 mm dia.




No. 210 White, knotless, polyester, approx. 4 mm dia.




No. 212 Green, knotless, high tenacity polypropylene, approx. 5 mm dia.



No. 212 White, knotless, high tenacity polypropylene, approx. 5 mm dia.




No. 212 Orange, knotless, high tenacity polypropylene, approx. 5 mm dia.




No. 212 Blue, knotless, high tenacity polypropylene, approx. 5 mm dia.




No. 212 Black, knotless, high tenacity polypropylene, approx. 5 mm dia.




No. 212 Red, knotless, high tenacity polypropylene, approx. 5 mm dia.



No. 213 White, knotless high tenacity polypropylene, approx. 6 mm dia.



No. 215 Green, knotless, high tenacity polypropylene, approx. 4 mm dia.



No. 215 Yellow, knotless high tenacity polypropylene, approx. 4 mm dia.



No. 216 White, knotless Polyester, approx. 3 mm dia.



① This safety net on a university building in Germany is barely visible from a distance and protects passers-by from the possibility of falling slabs. It is fitted permanently.

3.4 Safety And Industrial Nets

Material Thickness From 1 - 3 mm

Art.-No.	Description*	Ø in (mm) app.	Mesh size (mm) app.	Colour	per m ²
1202-020	PP, ht., knl. (**)	cut only edges	1.0	20	□ ■ ■
1202-030	PP, ht., knl. (**)		1.0	30	□ ■ ■
1202-050	PP, ht., knl. (**)		1.0	50	□ ■ ■
1203-010	PP, ht., knl. (***)	1.5	10	■ (diagonal)	
203-020	PP, ht., knl.	1.5	20	■	
203-028	PP, ht., knl.	1.5	28	■	
203-030	PP, ht., knl.	1.5	30	□ ■	
203-050	PP, ht., knl.	1.5	50	■ (while stocks last)	
203-060	PP, ht., knl.	1.5	60	■	
203-100	PP, ht., knl.	1.5	100	■	
201-020	PP, ht., knl.	1.8	20	□ ■	
201-025	PP, ht., knl.	1.8	25	■ ■	
201-030	PP, ht., knl.	1.8	30	■	
200-020	PP, ht., knl.	2.3	20	■ ■ □ ■ ■	
200-025	PP, ht., knl.	2.3	25	■	
200-030	PP, ht., knl.	2.3	30	□ ■	
200-035	PP, ht., knl.	2.3	35	□ ■	
200-045	PP, ht., knl.	2.3	45	■ ■ □ ■ ■	
200-100	PP, ht., knl.	2.3	100	■ □ ■	
200-120	PP, ht., knl.	2.3	120	■ ■ □ ■	
205-100	PP, ht., knl.	2.8	100	■	
205-120	PP, ht., knl.	2.8	120	■	
209-030	PP, ht., knl.	3.0	30	■	
209-045	PP, ht., knl.	3.0	45	■ □ ■ ■ ■ ■ ■	
209-100	PP, ht., knl.	3.0	100	■ □ ■ ■	
209-120	PP, ht., knl.	3.0	120	■ □ ■ ■	
216-035	Polyester, knl.	3.0	35	□	
216-045	Polyester, knl.	3.0	45	□	
216-100	Polyester, knl.	3.0	100	□	
216-130	Polyester, knl.	3.0	130	□	

(*) **Description:**
PP.: Polypropylene
ht.: high tenacity
knl.: knotless

Colour table

■	-01	= green
■	-015	= dark green
□	-02	= white
■	-03	= orange
■	-04	= blue
■	-05	= yellow
■	-06	= black
■	-07	= red
■	-08	= hemp colour
■	-09	= violet

(**) Art. No. 1202-020 to 1202-050
 cut only edges.

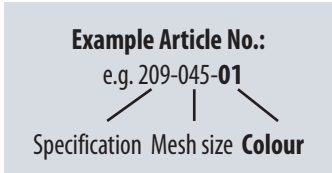
(***) Art. No. 1203-010 in Black
 = diamond mesh
 configuration, cut only edges.

If square mesh nets are required **it is technically impossible to supply all net sizes without a seam.**
 All nets are manufactured with diamond mesh to the greatest possible width and then converted to square mesh.

The resulting seams cannot be avoided for technical reasons and do not reduce the quality of the net.

When ordering, please indicate the **colour number!**

Please indicate colour preference (see colour table).
 Each table shows which colours are available.



Art.-No.	Description*	Material dia. (mm) app.	Mesh size (mm) app.	Colours	per m ²
207-045	PP. ht., knl.	3.5	45	■ ■ (***)	
207-100	PP. ht., knl.	3.5	100	■ ■ (***)	
207-120	PP. ht., knl.	3.5	120	■ ■ (***)	
210-035	Polyester, knl.	4.0	35	□	
210-045	Polyester, knl.	4.0	45	□	
210-100	Polyester, knl.	4.0	100	□	
210-130	Polyester, knl.	4.0	130	□	
215-030	PP. ht., knl.	4.0	30	■ ■	
215-045	PP. ht., knl.	4.0	45	■ □ ■ ■ ■ ■ ■	
215-100	PP. ht., knl.	4.0	100	■ □ ■ ■ ■ ■ ■	
215-120	PP. ht., knl.	4.0	120	■ □ ■ ■ ■ ■ ■	
214-045	PP. ht., knl.	4.2	45	■	
211-045	PP. ht., knl.	4.5	45	■	
212-030	PP. ht., knl.	5.0	30	■	
212-045	PP. ht., knl.	5.0	45	■ □ ■ ■ ■ ■ ■	
212-060	PP. ht., knl.	5.0	60	■ ■ ■ ■ ■	
212-070	PP. ht., knl.	5.0	70	■	
212-100	PP. ht., knl.	5.0	100	■ □ ■ ■ ■ ■ ■ ■ ■	
212-120	PP. ht., knl.	5.0	120	■ □	
212-300	PP. ht., knl.	5.0	300	■	
213-100	PP. ht., knl.	6.0	100	□	

Colour table

■	-01	= green
■	-015	= dark green
□	-02	= white
■	-03	= orange
■	-04	= blue
■	-05	= yellow
■	-06	= black
■	-07	= red
■	-08	= hemp colour
■	-09	= violet

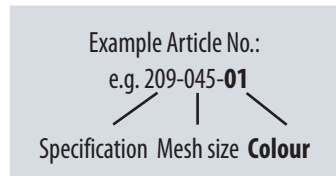
Please indicate colour preference (see colour table). Each table shows which colours are available.

(*) Description

PP.: Polypropylene
ht.: high tenacity
knl.: knotless

(***) Art.-No. 207 in

Violet: while stocks last



Material thickness 15 mm (Mahulan)

4415-130	PP., knl.	15.0	130	■	on request
----------	-----------	------	-----	---	------------

Surcharge for small quantities:


Nets under 5 m² +100% per net
Nets under 10 m² +35% per net
Nets under 20 m² +20% per net.

The surcharge is based on the size of a single net, and not on the total order.


For loose hanging nets (curtain nets) the length should be longer than the surface to be covered depending on the mesh size of the net:

- a) up to 45 mm mesh size + 20%
- b) 50 - 100 mm mesh size + 15%
- c) 110 - 150 mm mesh size + 10%

For external use, polypropylene is recommended. All nets are fitted with a reinforced selvedge cord of approx. 5 - 7 mm dia. inclusive in the price per m², Except 1202 and 1203-010. These are cut only.



No. 4415-130 blue, knotless, polypropylene, approx. 15 mm dia.



1



2

Standard safety nets

► Safety nets, metre lengths in 5 m widths.
Lengths: all

No. 2140-120

High tenacity polypropylene, **approx. 3 mm dia.**, approx. 120 mm mesh.

-01: Green

per m²

No. 2142-120

High tenacity polypropylene, **approx. 4 mm dia.**, approx. 120 mm mesh.

-01: Green

per m²

① All nets have a reinforced edge of approx. 5 - 7 mm dia., which is included in the m² price (see photo).

If square mesh nets are required it is **technically impossible to supply all net sizes without a seam.**

All nets are manufactured with diagonal mesh to the greatest possible width and then converted to square mesh.

The resulting seams cannot be avoided for technical reasons and do not reduce the quality of the net.

Surcharge for small quantities:

Nets under 5 m² +100% per net

Nets under 10 m² +35% per net

Nets under 20 m² +20% per net.

The surcharge is based on the size of a single net, and not on the total order.

For quality and colours of our safety and industrial nets see pages 3.2 and 3.3.

Netting accessories

► Net surround cords attached to net

No. 2130 polyethylene rope, 6 mm dia.

-01: Green

per metre

-03: Orange

per metre

-06: Black

per metre

No. 2131 nylon rope, 5 mm dia.

-02: White

per metre

No. 2132 nylon rope, 8 mm dia.

-02: White

per metre

No. 2136 nylon rope, 12 mm dia.

-02: White

per metre

► Net surround cords loose

No. 21300 polyethylene rope, 6 mm dia.

-01: Green

per metre

-03: Orange

per metre

-06: Black

per metre

No. 21310 nylon rope, 5 mm dia.

-02: White

per metre

No. 21320 nylon rope, 8 mm dia.

-02: White

per metre

No. 21360 nylon rope, 12 mm dia.

-02: White

per metre

② Safety nets are a reliable way to prevent pallets from sliding through racks during loading.

All safety nets can be equipped as follows:

► **For weighting the nets down:**

a string of lead weights, sewn into a webbing hem fitted to the nets:

No. 2110 per metre 400 g in weight. per metre

No. 2111 per metre 200 g in weight. per metre

No. 2112 200 g in weight, leaded cord anchoring, not attached by band to the net. per metre

For suspending the nets:

and so that they slide more easily aside on the steel wire rope:

No. 2122 open rings made from nylon, 9 mm dia., 53 mm long, 30 mm wide, inner length 35 mm, colour black, 3 rings per metre of netting. per metre

No. 2123 open nylon rings, loose per each



► **or additional protection**

and securing the nets to existing borders or tape surrounds:

No. 2116 ① Net surround made of polyester webbing, 50 mm wide. per metre
-02: White

To suspend and stretch the safety nets, we recommend our galvanised steel wire ropes, which are fitted on both ends with loops and tensioners.

No. 2100 Steel wire rope, galvanised, 6 mm dia. per metre

No. 2101 Additional: loops on both ends and tensioner for 6 mm rope. extra

No. 2102 Steel wire rope, galvanised, 4 mm dia. per metre

No. 2103 Additional: loops on both ends and tensioner for 4 mm rope. extra

No. 2097 Steel wire cable, **PVC-coated**, 5/7 mm thick. per metre

No. 2099 Steel wire cable, **PVC-coated**, 4/5 mm thick. per metre

No. 2098 Steel wire cable, **PVC-coated**, 3/4 mm thick. per metre

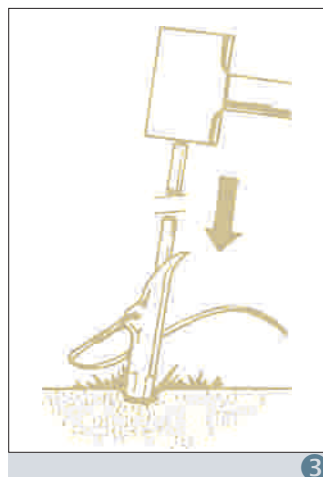
② – ④

Ground Anchor

Consisting of a wire rope (steel or high-grade steel) of approx. 3 mm diameter, 40 cm long with swaged loops. With the aid of a 45 cm long round iron (nail) it can be hammered into the ground and then removed. By pulling the steel rope by the loop, the anchor positions itself slantwise in the ground and thereby becomes extremely firmly attached. Load resistance approx. 100 kg

No. 2109 with steel cable per each

No. 21091 with high-grade steel cable per each





No. 3011-04

No. 3011-01

Pallet rack nets are primarily used for pallet racks that are to be loaded and unloaded on a single side. They protect people walking past from falling goods. We offer nets in various diameters, depending on the weight and size of the goods to be secured.


Pallet-rack net in high-tenacity polypropylene

Art.-No.	Mesh size	Material dia.	Colours*	
212-100	100 mm	5 mm	■ ■ ■	per m ²
212-045	45 mm	5 mm	■ ■ ■	per m ²
209-045	45 mm	3 mm	■ ■ ■ ■	per m ²
201-025	25 mm	1.8 mm	■	per m ²

* for colour codes see page 4.2

- No. 3011 Strap with locking buckle** Sold individually, and not attached to the net.
 - 01: Green per each
 - 04: Blue per each
- No. 2100** Steel wire rope, galvanised, 6 mm dia. per metre
- No. 2101** Additional two-ended thimble and turnbuckle extra
- No. 2106** M10 ring bolt with washer and nut per each
- No. 2107** M10 ring bolt per each
- No. 2108** Beam clamp, loose. Clamping range 20 mm. per each
- No. 2018** Snap hook, loose. 60 x 6 mm, galvanised per each
- No. 2171** Spacer, 173 mm. consisting in 1 spacer, 2 brackets, 4 nuts, 4 washers per each





Mining barrier nets for loose rocks

To meet the requirements of the mining industry, these nets have an antistatic finish.

Barrier net, made from high-tenacity polypropylene, approx. 6 mm dia., **diamond mesh**, with a 12 mm nylon rope edging, antistatic finish. HUCK barrier nets conform to Bau BG and mining-industry safety regulations

Art.-No.	Mesh size	Material dia	Colours	
2500-100	100 mm	6 mm	□	per m ²
2510-050	50 mm	6 mm	□	per m ²

No. 2017

Additional charge for extra thimbles, incorporated into the rope edge. per each

No. 2019

Additional charge for rope loops, incorporated into the rope edge. per each

If you would like a non-rectangular net, please ask us for a quote.

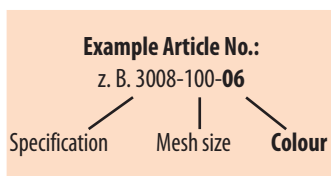
Surcharge for small quantities:

Nets under 5 m² +100% per net


Nets under 10 m² +35% per net

Nets under 20 m² +20% per net.

The surcharge is based on the size of a single net, and not on the total order.



- -01 = green
- -015 = dark green
- -02 = white
- -04 = blue
- -05 = yellow
- -06 = black



Safety and stop nets / fall-arrest nets with flame-retardant finish

We offer some of our safety nets with a flame-retardant finish. This ensures that they retain their flame-retardant properties, even when used outside in any type of weather.

Safety net in high-tenacity polypropylene, no rope edging, fire-retardant finish

Art.-No.	Mesh size	Material dia	Colours	
200F025	25 mm	2.3 mm	■ □	per m ²
200F045	45 mm	2.3 mm	■ □ ■ ■	per m ²
209F045	45 mm	3 mm	■ □ ■ ■	per m ²
212F045	45 mm	5 mm	■ □ ■	per m ²
212F060	60 mm	5 mm	■	per m ²
212F100	100 mm	5 mm	■ □	per m ²

Safety net in high-tenacity polypropylene, with a 12 mm, 30-kN nylon rope edging, fire-retardant finish

Art.-No.	Mesh size	Material dia	Colours	
1903F045	45 mm	5 mm	■	per m ²
1903F060	60 mm	5 mm	■	per m ²
1903F100	100 mm	5 mm	■	per m ²

No. 1800

Supplementary flame-retardant finish

Flame-retardant impregnation.

Price on request

No. 1900

Stiff, water-repellent finish

Water-repellent impregnation, stiff.

Price on request



Load-carrying nets

► **Description:**

❶ Knotless safety net conforming to EN 1263-1 in high-tenacity polypropylene. With nylon rope edging and four abrasion-resistant loops at the corners. Additionally equipped with two cross ropes running around the net and attached to the upper edging rope (for easier loading).

Art.-No.	Mesh size	Size	Colours	App dia.	Load capacity	
2061-060	60 mm	4 x 4	■	5 mm	1 t	per each
2060-100	100 mm	4 x 4	□	6 mm	2 t	per each

Load-carrying nets (heavy-duty version)

► **Description:**

Knotless safety net conforming to EN 1263-1 in high-tenacity polypropylene. With 16-mm nylon rope edging and four abrasion-resistant loops at the corners. Additionally equipped with two cross ropes running around the net (14-mm PA) and attached to the upper edging rope (for easier loading).

Art.-No.	Mesh size	Size	Colours	App dia.	Load capacity	
2062-130	130 mm	3.3 x 3.3	■	15 mm	3 t	per each



❷ **Nets for securing goods**

Used here to secure roof tiles for transportation (photo supplied by Probst). They can also be used for careful transportation of goods that are too small for grippers.

We recommend:

No. 212-045/-060/-100

(see page 3.5) or

1903-045/-060/-100

(see page 1.2)



❸ **No. 2064**

Polyester load cable, 4-strand

Cable size 40 mm, cable width 10 mm. Effective length 2 m. Three-part ring above, eyehooks below. Suitable for load-carrying nets no. 2060 – 2062.

Load-bearing capacity at 0°–45° = 3.4 t.

Load-bearing capacity at 45°–60° = 2.4 t.

-07: red

per each



1



2



3

1 – 3

An easy and convenient way to lift building material and other similar items quickly. Simply spread the net out on the ground (**photo 1**), place the load to be lifted on top of it and then hook the rope edge into the suspension frame. Depending on your choice of net, loads of up to 2 t can be lifted.



Trailer/ Truck size	Sheet/ Net size
1.30 x 2.50 m	2.00 x 3.00 m
1.50 x 3.00 m	2.50 x 3.50 m
2.00 x 2.70 m	3.00 x 3.50 m
2.20 x 3.60 m	3.00 x 4.00 m

Cover nets for trailers/flatbed trucks

► standard sizes

Description:

Knotless safety net in high-tenacity polypropylene with reinforced selvedge cord. Square mesh. Edged all round with 6 mm rubber tension cord.

Net size	Art.-No.	Mesh size	Material dia	Colours	
2 m x 3 m	2350-030	30 mm	1.8 mm	■	per each
2 m x 3 m	2360-045	45 mm	3 mm	■	per each
2 m x 3 m	2370-100	100 mm	4 mm	■	per each

Net size	Art.-No.	Mesh size	Material dia	Colours	
2.50 m x 3.50 m	2351-030	30 mm	1.8 mm	■	per each
2.50 m x 3.50 m	2361-045	45 mm	3 mm	■	per each
2.50 m x 3.50 m	2371-100	100 mm	4 mm	■	per each

Net size	Art.-No.	Mesh size	Material dia	Colours	
3 m x 3.50 m	2352-030	30 mm	1.8 mm	■	per each
3 m x 3.50 m	2362-045	45 mm	3 mm	■	per each
3 m x 3.50 m	2372-100	100 mm	4 mm	■	per each

Net size	Art.-No.	Mesh size	Material dia	Colours	
3 m x 4 m	2353-030	30 mm	1.8 mm	■	per each
3 m x 4 m	2363-045	45 mm	3 mm	■	per each
3 m x 4 m	2373-100	100 mm	4 mm	■	per each



Cover nets with alternating colour pattern

(chequered pattern DBGM Nr. 20 2009 006 107.8)

New machine technology means that we can also offer cover nets with hexagonal mesh and **alternating** colour patterns.

The pattern we have chosen in red/black should improve the appearance and signalling effect of the load-securing nets.

No. 3360-045-76

Knotless load-securing net, approx. 3.5 mm high-tenacity polypropylene, approx. 45 mm hexagonal mesh (**chequered pattern**).

Net size: 2 x 3 m, including rubber tension cord


per each

No. 33301-045-76

Knotless container cover net, approx. 3.5 mm high-tenacity polypropylene, approx. 45 mm hexagonal mesh (**chequered pattern**).

Net size: 3 x 5 m, including rubber tension cord

per each



Air-permeable plastic tarpaulins for trailers/ flatbed trucks

► standard sizes

Description:

UV-stabilised, air-permeable knitted fabric with reinforced edge and eyelets every 0.50 m. Edged all round with 6 mm rubber tension cord.

Trailer/ Truck size

1.30 x 2.50 m
1.50 x 3.00 m
2.00 x 2.70 m
2.20 x 3.60 m

Sheet/ Net size

2.00 x 3.00 m
2.50 x 3.50 m
3.00 x 3.50 m
3.00 x 4.00 m

Sheet size	Art.-No.	Weight app. g/m ²	Material	Colours	
2 m x 3 m	7213-015	200 g/m ²	PE tape	■	per each
2 m x 3 m	7613-06	240 g/m ²	PE tape	■	per each

Sheet size	Art.-No.	Weight app. g/m ²	Material	Colours	
2.50x3.50 m	7214-015	200 g/m ²	PE tape	■	per each
2.50x3.50 m	7614-06	240 g/m ²	PE tape	■	per each.

Sheet size	Art.-No.	Weight app. g/m ²	Material	Colours	
3 m x 3.50 m	7215-015	200 g/m ²	PE tape	■	per each
3 m x 3.50 m	7615-06	240 g/m ²	PE tape	■	per each

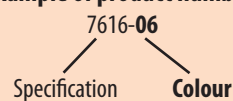
Sheet size	Art.-No.	Weight app. g/m ²	Material	Colours	
3 m x 4 m	7216-015	200 g/m ²	PE tape	■	per each
3 m x 4 m	7616-06	240 g/m ²	PE tape	■	per each

Screw-in steel cover hooks

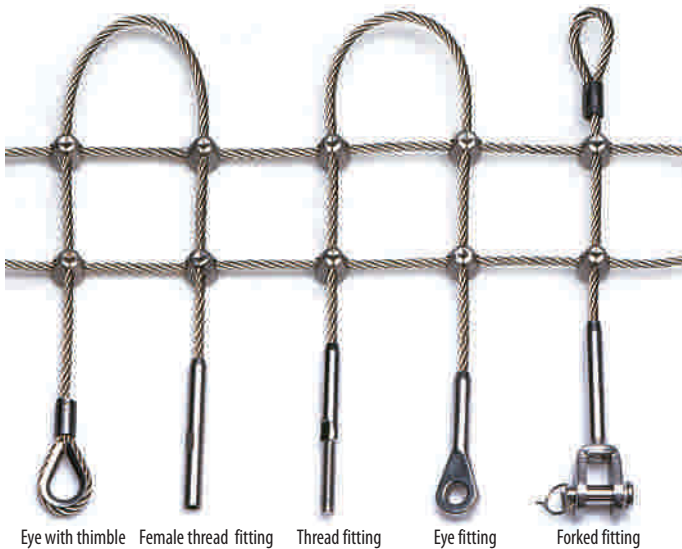
Art.-No.	Hook opening	
21291	11 mm	per each
21292	8 mm	per each



Example of product number:



- -01 = green
- -06 = black



Eye with thimble Female thread fitting Thread fitting Eye fitting Forked fitting

Dralo® – a particularly attractive wire rope net.



Dralo® used to secure the edges of a helicopter landing pad at a hospital in Meran.

Dralo® nets are available in the following versions:

- Galvanised steel wire with aluminium clips
- 1.4401 high-grade steel wire with high-grade steel clips
- 1.4401 high-grade steel wire with aluminium clips

Installation/net finishes:

Dralo® nets are made with a square mesh. Due to the way the mesh is laid, every other row finishes in a loop all the way round the edge.

These loops are used to fasten the net, either using a steel edging wire drawn through them and then tightened, or by hanging the loops directly in rings.

Please request a detailed offer for the many installation possibilities.

Important: If installing nets yourself, take care that they are not trapped or stretched. Trapped or stretched nets are noticeably weaker around the edges due to the resulting shear forces and/or additional tension.

Please request a detailed quotation for your particular area of application.

Weight-bearing capacity/breaking strengths

When used for safety or stop nets, it must be borne in mind that Dralo® creates a rigid net that has a lower, more uneven energy absorption than nets in plastic cord. Breaking strengths for the steel wire used correspond to the standard tables. **The lateral displacement force where the wires cross is highly improved to 80 kg - 350 kg!**

Critical factors in an overall assessment are:

- fixing method and
- the total size of the nets.

The maximum width of individual nets without connective fastenings is 5 m; their weight should not exceed 300 kg. These nets are fitted with loops all round, allowing them to be fitted almost anywhere. A rope surround can also be supplied on request. The mesh is of square configuration.

When ordering, please state whether the nets should be the galvanised or stainless steel version.

Available mesh sizes in the table below.




All nets fitted with loops all round. They can also be supplied with rope surround on request. Square mesh. When ordering, please state whether nets should be galvanised or stainless steel version.

Prices on request

Mesh size in mm	25	50	75	100	125	150	175	200
Rope diameters								
1.5 mm Ø	•	•	•	•	•	•	•	•
2.0 mm Ø	•	•	•	•	•	•	•	•
3.0 mm Ø		•	•	•	•	•	•	•
4.0 mm Ø			•	•	•	•	•	•
5.0 mm Ø				•	•	•	•	•



1



2

From the front: “Powernet”. The meshes are screw-connected.

Safety nets for overhead cable construction 1

Description:

Knotless, high-tenacity polypropylene safety net. Square mesh, edged all round with approx. 12 mm, 30-kN rope. Thimbles on the four corners and every 2.50 m along the sides.

Art.-No.	Mesh size	Material dia.	Colour	
2002-100	100 mm	4 mm	■	per m ²
2003-100	100 mm	5 mm	■	per m ²
2003-300	300 mm	5 mm	■	per m ²

Surcharge for small quantities:

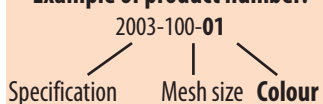
Nets under 5 m² +100% per net

Nets under 10 m² +35% per net

Nets under 20 m² +20% per net.

The surcharge is based on the size of a single net, and not on the total order.

Example of product number:



■ -01 = green

■ -06 = black

“Powernet” wire rope netting 2

This is the screw-connected design version and is therefore of the greatest strength. For conditions subject to extreme stress: as netting for blasting operations, or protection against falling rocks and loosened tree-trunks, etc.

No. 4000-100

Wire rope netting made of galvanised steel wire ropes approx. 6 mm dia.

Square mesh 100 x 100 mm.


Price on request

No. 4001-150

Wire rope netting made of galvanised steel wire ropes approx. 8 mm dia.

Square mesh 150 x 150 mm.

Price on request




“Powernet” shown from the back.

Synthetic ropes made of poly-propylene, hemp-coloured.

For the most varied fields of application in the industrial and construction sector we offer you synthetic ropes in cables of 2 standard lengths.



No. 40201-08, 6 mm \varnothing



No. 40204-08, 12 mm \varnothing



No. 40208-08, 20 mm \varnothing



No. 40212-08, 28 mm \varnothing



Art.-No.	Rope dia.	Weight	Min breaking st.	Coil lenght	
40201-08	6 mm	17 g/m	590 daN	100 m	per cable
40202-08	8 mm	30 g/m	1040 daN	100 m	per cable
40203-08	10 mm	45 g/m	1530 daN	100 m	per cable
40204-08	12 mm	58 g/m	1950 daN	100 m	per cable
40205-08	14 mm	81 g/m	2690 daN	50 m	per cable
40206-08	16 mm	103 g/m	3330 daN	50 m	per cable
40208-08	20 mm	162 g/m	5120 daN	50 m	per cable
40210-08	24 mm	234 g/m	7170 daN	50 m	per cable
40212-08	28 mm	319 g/m	9440 daN	50 m	per cable



Braided lines made of polypropylene, high tenacity, green.

Polypropylene braided lines are well proven and tested aids for fastening in the industrial and construction sector.

We offer them in a practical make-up on a 100 m reel.



No. 35211-01, 3 mm \varnothing



No. 35214-01, 6 mm \varnothing



No. 35216-01, 10 mm \varnothing



No. 35217-01, 12 mm \varnothing



Art.-No.	Rope dia.	Weight	Min breaking st.	Coil lenght	
35211-01	3 mm	3 g/m	100 daN	100 m	per reel
35212-01	4 mm	6 g/m	150 daN	100 m	per reel
35214-01	6 mm	17 g/m	335 daN	100 m	per reel
35215-01	8 mm	30 g/m	625 daN	100 m	per reel
35216-01	10 mm	45 g/m	960 daN	100 m	per reel
35217-01	12 mm	65 g/m	1330 daN	100 m	per reel

Synthetic ropes made of polysteel, white with Huck-stripes

Art.-No.	Rope dia.	Weight	Min breaking st.	Coil lenght	
21380R-02	9 mm	50 g/m	15 kN	220 m	per cable
21370R-02	12 mm	74 g/m	30 kN	220 m	per cable

HUCK - Isilink

No limits to the possibilities for fixing and adjustment without metal components.

No. 38030

Isilink line in high tenacity polypropylene, 3 mm dia., Breaking strain: 80 daN
Metres/reel: 1000 m

-01: Green per reel

No. 38040

Isilink line in high tenacity polypropylene, 4 mm dia., Breaking strain: 100 daN
Metres/reel: 600 m

-04: Blue per reel

No. 38060

Isilink line in high tenacity polypropylene, 6 mm dia., Breaking strain: 160 daN
Metres/reel: 500 m

-07: Red per reel

No. 38080

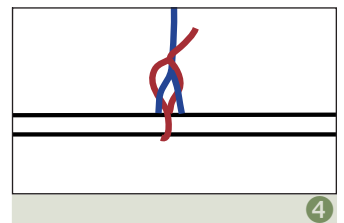
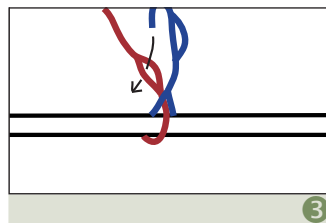

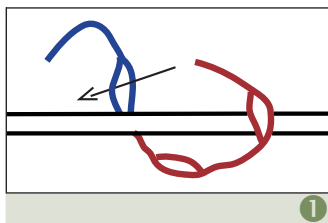
Isilink line in high tenacity polypropylene, 8 mm dia., Breaking strain: 290 daN
Metres/reel: 250 m

-06: Black per reel

No. 38100

Isilink line in high tenacity polypropylene, 10 mm dia., Breaking strain: 360 daN
Metres/reel: 150 m

-08: Hemp coloured per reel



① – ④ Simply cut off the desired length and weld together quickly with a small flame (from a match or cigarette lighter). Then place both ends in the openings provided and pull tight.

Braided cord in high-strength polypropylene, 8-ply braided

Cords for industry, craft and DIY, particularly also for repairing and fastening nets.

Art.-No.	Rope dia.	Weight	Min breaking st.	Coil length
35203-01	4,5 mm	7,5 g/m	260 daN	500 m
35203-02	4,5 mm	7,5 g/m	260 daN	500 m
35203-03	4,5 mm	7,5 g/m	260 daN	500 m
35203-04	4,5 mm	7,5 g/m	260 daN	500 m
35203-05	4,5 mm	7,5 g/m	260 daN	500 m
35203-06	4,5 mm	7,5 g/m	260 daN	500 m
35203-07	4,5 mm	7,5 g/m	260 daN	500 m
35203-08	4,5 mm	7,5 g/m	260 daN	500 m



Repair cord in high-strength polypropylene, 8-ply braided

Art.-No.	Rope dia.	Weight	Min breaking st.	per reel
35223-01	4,5 mm	75 g/m	260 daN	25 m



Scaffolding rope

No. 2013 Scaffolding rope in Polypropylene, white-blue, 2 m long, approx. 8 mm diameter, with clip, 4-ply with small loop / each



5.3 Impermeable Tarpaulins

Impermeable tarpaulins as protection against wind and storm, dirt and dust. Environmentally friendly, recyclable and UV-stabilised.



No. 340-025 HDPE woven tape, approx. 200 g/m²

No. 35001 - 35004 tarpaulin made of woven PP mesh, approx. 220 g/m²

HUCK-tarpaulins

► standard sizes

Tarpaulins made of coated PP mesh, approx. 220 g per m², and tape surround, 5 cm wide, with holes for attachment every 10 cm.

Art.-No.	Size app.	Weight	Colour	
35001-04	3 x 4 m	220 g/m ²	Blue	each
35002-04	4 x 5 m	220 g/m ²	Blue	each
35003-04	6 x 8 m	220 g/m ²	Blue	each
35004-04	6 x 10 m	220 g/m ²	Blue	each

Tarpaulin cover sheets with alum. Eyelets 100 cm apart, Approx. 150 g/m², with edged PE cord, UV stabilised. Tear resistance approx. 750N/5 cm

Art.-No.	Size app.	Weight	Colour	
35101-25	5,80 x 9,90 m	150 g/m ²	hemp	each
35102-25	7,75 x 9,90 m	150 g/m ²	hemp	each
35103-25	9,70 x 11,90 m	150 g/m ²	hemp	each
35104-25	9,70 x 14,90 m	150 g/m ²	hemp	each

► any size

No. 340 Tarpaulin made of coated HDPE tape fabric, approx. 200 g per m², seamed all round as well as eyelets 50 cm apart. Tear strength lengthwise and across: approx. 850 N/5 cm. Temperature resistance: - 40° to + 80°.

-025: Natural-coloured

per m²

HUCK-tarpaulins

► in Rolls

Tarpaulin made of coated HDPE tape fabric, approx. 200 g per m², seamed all round. With one weld seam. Tear strength lengthwise and across: approx. 850 N/5 cm. Temperature resistance: - 40° to + 80°.

Art.-No.	Size app.	Weight	Colour	
34005-025	4 x 100 m	200 g/m ²	hemp	each

Fastening

No. 2126, 6 mm thick elastic stretch rope, attached per metre

No. 2130, 6 mm thick polyethylene rope, attached per metre
-01: Green


Surcharge for small quantities:

Nets under 5 m² +100% per net

Nets under 10 m² +35% per net


Nets under 20 m² +20% per net.

The surcharge is based on the size of a single net, and not on the total order.



No. 35002-04 tarpaulin made of woven PP mesh, approx. 220 g/m²


5.4 Air Permeable Nets/Covers




No. 720 Orange/Terracotta, Blue/Dark green, polyethylene fabric, approx. 200 g/m²



No. 760 Black polyethylene fabric, approx. 240 g/m²




No. 775 Dark green polyethylene, flame resistant, approx. 320 g/m²




No. 775 Cream/Silver polyethylene, (in silver. Flame resistant) approx. 320 g/m²




No. 775 Blue polyethylene fabric, flame resistant, approx. 320 g/m²



No. 790 Green polyester mesh, approx. 450 g/m²



No. 795 Natural fibre tarpaulin approx. 450 g/m²



No. 785 Green high tenacity polypropylene, approx. 550 g/m²

Air permeable plastic covers in any size per m²

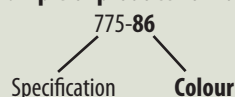
Art.-No.	Description*	Weight per m ²	Colour	Shading	
720	Polyethylene	app. 200 g	Dark green, Blue,	50 : 50	per m ²
720	Polyethylene	app. 200 g	Orange, Terracotta, Silver, Cream	50 : 50	per m ²
765	Polyethylene	app. 220 g	Dark green	90 : 10	per m ²
760	Polyethylene	app. 240 g	Black	50 : 50	per m ²
775	Polyethylene	app. 320 g	Dark green, Blue, Silver	90 : 10	per m ²
	(fire retardant)				
775	Polyethylene	app. 320 g	Cream	90 : 10	per m ²
790	Polyestermesh	app. 450 g	Green	50 : 50	per m ²
795	Natural fibre	app. 450 g	Hemp (Natural fibre)!		per m ²
785	High-tenacity PP.	app. 550 g	Green	50 : 50	per m ²

Colour table

- 01 = green
- 015 = dark green
- 03 = orange
- 04 = blue
- 06 = black
- 08 = hemp
- 66 = silver
- 76 = terracotta
- 86 = creme

Please add the required colour code to the product number (see colour chart). Please see the table for the available colours.

Example of product number:



Surcharge for small quantities:

Nets under 5 m² +100% per net

Nets under 10 m² +35% per net

Nets under 20 m² +20% per net.

The surcharge is based on the size of a single net, and not on the total order.

5.5 Building Site Fencing

This type of fence can be set up in a few minutes. This high visibility barrier demarcates dangerous areas, thus protecting passers-by and personnel, at minimum cost. The material is UV-stabilised, rot-proof, air-permeable and can be used many times. The fence is supplied on roll.



No. 7001 with No. 2159

No. 7001 Building-site security fence without posts in rolls of 50 m length and 1 m height. ,Weight per roll: 10 kg. ,Weight per m²: approx. 200 g. Size of opening: 35 x 85 mm. Only available in rolls of 50 m x 1 m.

-03: Orange per roll

No. 7050 New building-site boundary fence, made from air-permeable PE Raschel tape knitted fabric with polyester posts already incorporated, with steel tips.

-03: Orange per each


Description 7050:

Posts:	1.10 m long, 12 mm dia.
Distance between posts:	2.50 m
Net:	85 cm high, orange safety colour
Fence length:	25 m
Weight (incl. posts):	approx. 4 kg

Roll complete with 11 polyester posts

No. 2159 Support post, made from T-iron, galvanised, 20 x 20 x 3 mm, pointed at one end, with 6 mm dia. transverse bolt, 130 cm high.

For fencing no. 7001. per each



No. 7050

No. 7050

No. 2159

Site fence screen

No. 7101

Site fence screen, knitted PE fabric approx. 150 g/m², reinforced edging all round, additional corner reinforcement with 12 mm aluminium eyelet, size: 1.80 x 3.45 m, suitable for 1 site fence area,

-015: dark green per each

-02: white per each

-04: blue per each

No. 7101P

Site fence screen, knitted PE fabric approx. 150 g/m², reinforced edging all round, additional corner reinforcement with 12 mm aluminium eyelet, size: 1.80 x 3.45 m, suitable for 10 site fence areas, **pack of 10!**

-015: dark green per pack

-02: white per pack

-04: blue per pack



Index

- A**
Aluminium safety hooks 16
Aluminium scaffolding 29
Assembly request form 20
Attachment ties 34
- B**
Braided lines 52
Brick guardrail nets with Isilink Clips 24
Buckled straps 27 and 28
Building site fencing 56
- C**
Cargo nets 46
Clove hitch 15
Covers, air-permeable 55
Covers, impermeable 54
Cross ropes 14
- D**
Dome light safety system 17
Dralo® 50
Dust protection nets 33-34
- F**
Fall-arrest nets, flame-retardant 45
Freight protection 48-48
- G**
Grippa safety net hooks 16
Ground anchors 43
- H**
Hiring of safety nets 18
- I**
Information on safety nets 5
Isilink clips 25
Isilink ties 34
Isilink 53
- J**
Joining ropes 14
- L**
Load cables, polyester 46
Load-carrying nets 46
Load-transporting nets 46-47
- M**
Mahulan 41
Mining barrier nets 45
- N**
Net protection walls, ready-made 29
Net surround cords for safety and industrial nets 42
Netting covers for trailers 48
Netting suspension 14-16
- O**
Overhead cable construction nets 51
Overlay nets 11
Overlay panels 10-11
- P**
Pallet rack nets 44
Powernet wire rope netting 51
- R**
Ready made net protection walls 29
Repair cord 53
Ropes 52-53
- S**
Safety and industrial nets accessories 43
Safety and industrial nets according to material strength 40-41
Safety and industrial nets, accessories 42-43
Safety and industrial nets, metre lengths 42
Safety and industrial nets, technical details 37-39
Safety information, guardrail nets 36
Safety net installation information 22-23
Safety nets with flame-retardant finish 45
Safety nets with suspension ropes 8
Safety nets, diamond mesh 9
Safety nets, information 5
Safety nets, square mesh 6-8
Safety-net assembly 20-21
Sales stand, Isilink 53
Scaffolding protection netting 33-34
Scaffolding protection tarpaulins 35
Scaffolding protection tarpaulins, flame retardant 35
Scaffolding rope 53
Side protection netting 30-31
Side protection nets with buckled straps 28
Side protection netting 32
Side protection netting, any size 27
Side protection netting, standard sizes 26
Site fence screen 56
Small-mesh side safety nets 32
Snap hooks 16
Storage sacks 16
Suspension ropes 14
Synthetic ropes 17 and 52
- T**
Tarpaulins for trailers 49
Tarpaulins 54-55
Technical details, safety and industrial nets 37
- W**
Weights for safety and industrial nets 43
Wire rope nets 50-51
Work-platform nets 21

Contact

Germany:

Manfred Huck GmbH Netz- und Seilfabrik

Asslarer Weg 13 – 15
D - 35614 Asslar-Berghausen
Postfach 1206
D - 35608 Asslar
Tel. + 49 64 43 63-0
Fax + 49 64 43 63-29
+ 49 64 43 63-30

Sächsische Netzwerke Huck GmbH

Dresdner Str. 107
D - 01809 Heidenau
Tel. + 49 35 29 56 07 0
Fax + 49 35 29 56 07 30

International Branches and Joint Sales Offices:

Belgium + Luxembourg:

Huck N.V.
Atlasstraat 2
B - 8680 Koekelare
Tel. + 32 51 58 23 20
Fax + 32 51 58 20 55

Netherlands:

Huck Torimex BV
Kalkbranderstraat 5
NL - 2222 BH Katwijk
Tel. + 31 71 409 77 00
Fax + 31 71 409 77 01

Austria:

Berger GmbH
Industriestraße 9
A - 2000 Stockerau
Tel. + 43 22 66 6 21 26 0
Fax + 43 22 66 6 21 26 27

France:

Huck # Occitania S.A.
RN 126 – Les Clauzolles
F - 81 470 Maurens Scopont
Tel. + 33 563 82 51 31
Fax + 33 563 82 51 36

Czech Republic:

Berger-Huck s.r.o.
Vanišova 552
CZ - 533 74 Horní Jelení
Tel. + 420 466 67 33 06
Fax + 420 466 67 33 05

Poland:

Huck Polska Sp.z o.o.
ul. Obornicka 78
PL - 51-114 Wrocław
Tel. + 48 71 325 75 50
Fax + 48 71 325 34 22

USA:

InCord
226 Upton Rd.
Colchester, CT 06415
Tel. + 1 860 537 1414
Fax + 1 860 537 7393

United Kingdom:

Huck Nets (U.K.) Ltd.
Gore Cross Business Park
Corbin Way
Bradpole · Bridport
GB - Dorset DT6 3UX
Tel. + 44 1308 425 100
Fax + 44 1308 458 109

Huck Nets (U.K.) Ltd.

Gore Cross Business Park, Corbin Way, Bradpole
Bridport, Dorset DT6 3UX
England

E-mail: dave.collins@hucknetting.co.uk

Internet: www.huck-net.co.uk

Tel. Switch Board: + 44 1308 425 100

Fax: + 44 1308 458 109

Managing Director:

Richard Conolly

Sales Director:

Jon Legg-Bagg

Board of Directors:

Stefan Huck

Richard Conolly

Jon Legg-Bagg

Berbard Delbaere



Huck sports nets and ropes covering all ball games

In this special catalogue you will find nets for football, handball, volleyball, bad-minton and tennis as well as beach and fun games and every other type of sport imaginable. We will be pleased to send you this catalogue on request.



Industrial nets - a world of nets for technology and the environment

Lifting, pulling, loading, covering, protecting, securing - in a technical world there is a world of nets. Scarcely any material meets the multiple demands of in company work as flexible and as cost effectively as the net. Order our special catalogue now.



Huck rope technology

We have extended our playground range again this year. The goods in this range such as climbing nets, swings, net bridges, rope ladders, climbing ropes and net sports equipment can be found in our catalogue 'Huck Rope Technology'. Please request this special catalogue from us.



For over 50 years, the HUCK-Label has signified:

- high-quality nets and ropes
- innovative solutions
- the latest manufacturing techniques
- continuity in quality

You can rely on HUCK safety nets!



Huck Nets (U.K.) Ltd.
Gore Cross Business Park
Corbin Way Bradpole
Bridport Dorset DT6 3UX

Telefon +44 (0) 1308 425 100
Telefax +44 (0) 1308 458 109
E-Mail dave.collins@hucknetting.co.uk
Web www.huck-net.co.uk



Go online with HUCK:

www.huck-net.co.uk