



# SEMIFUSE<sup>®</sup> SFS2920F PTC Fuses

The SFS2920F series of PTC fuses is the largest in our SMD range. The high ratings allow engineers to replace radial PTCs with SMD solutions in numerous electronic applications. This footprint can handle currents up to 3A and voltages to 60V.

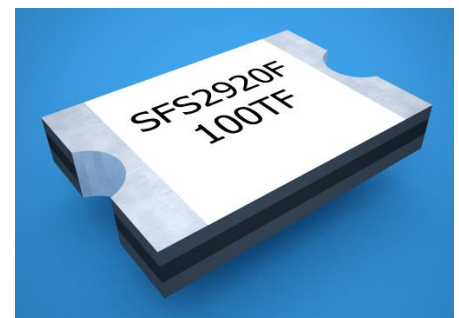
## Characteristics

Agency Approvals; UL, CSA and TÜV

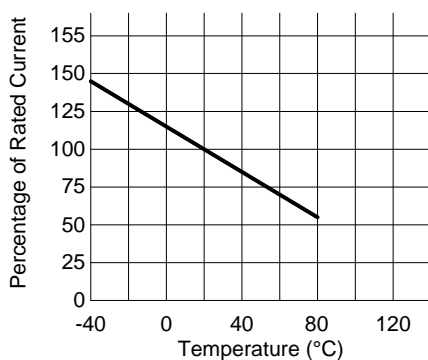
Part Number	I <sub>hold</sub> (A)	I <sub>trip</sub> (A)	V <sub>max</sub> (Vdc)	I <sub>max</sub> (A)	P <sub>d</sub> <sup>max</sup> (W)	Maximum Time to Trip @ 23°C		Resistance @ 23°C		Maximum Dimension (mm)	
						Current (A)	Time (Sec.)	R <sub>min</sub> (Ω)	R <sub>1max</sub> (Ω)	A	B
SFS2920F030TF	0.30	0.60	60	100	1.5	1.5	3.00	1.00	4.800	7.98	5.44
SFS2920F050TF	0.50	1.00	60	100	1.5	2.5	4.00	0.300	1.400	7.98	5.44
SFS2920F075TF	0.75	1.50	60	10	1.5	8.0	0.30	0.180	1.000	7.98	5.44
SFS2920F100TF	1.10	2.20	33	100	1.5	8.0	0.50	0.090	0.410	7.98	5.44
SFS2920F125TF	1.25	2.50	33	100	1.5	8.0	2.00	0.050	0.250	7.98	5.44
SFS2920F150TF	1.50	3.00	33	40	1.5	8.0	2.00	0.050	0.230	7.98	5.44
SFS2920F185TF	1.85	3.70	33	40	1.5	8.0	2.50	0.040	0.150	7.98	5.44
SFS2920F200TF	2.00	4.00	24	40	1.5	8.0	4.50	0.035	0.120	7.98	5.44
SFS2920F250TF	2.50	5.00	16	100	1.5	8.0	16.0	0.025	0.085	7.98	5.44
SFS2920F260TF	2.60	5.20	6	100	1.5	8.0	20.0	0.020	0.075	7.98	5.44
SFS2920F300TF	3.00	5.20	15	40	1.5	8.0	25.0	0.015	0.048	7.98	5.44

## Definitions

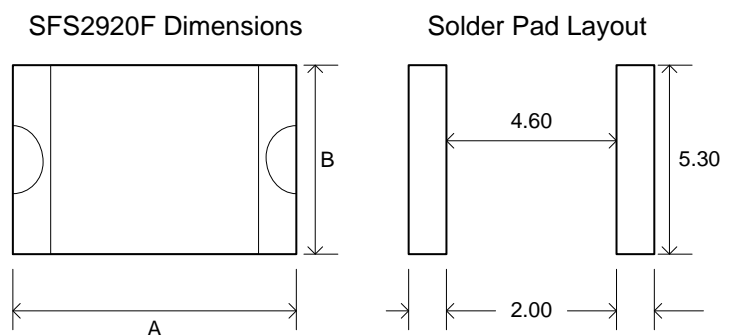
- I<sub>hold</sub> = Hold current, maximum current PTC will pass without tripping in 23°C still air.
- I<sub>trip</sub> = Trip current - minimum current at which the PTC will trip in still air at 23°C.
- V<sub>max</sub> = Maximum voltage PTC can withstand without damage at rated current (I<sub>max</sub>)
- I<sub>max</sub> = Maximum fault current PTC can withstand without damage at rated voltage (V<sub>max</sub>)



## Thermal De-Rating Curve



## Configuration



**CAUTION:** Operating beyond the specified maximum ratings may result in device damage and cause possible arcing and flame.