



PICNIC BENCHES & TABLES

MADE IN
BRITAIN

PICNIC BENCHES & TABLES

INTRODUCTION

A wide range of styles, sizes and materials

As well as the traditional uses for picnics and external dining, tables can also offer useful surfaces on which to place newspapers, books and other reading material, to use laptops and computer tablets, and even a place to play games at. Providing tables is likely to increase the length of time that visitors stay at a site and enjoy their surroundings. Our range of tables are suitable for all such uses, are available in many different styles, sizes (including child-specific versions) and materials, and can be broadly categorised into 3 main groups.



Integrated seating & tables

Key features:

- One piece constructions, easier to install than separate seats and tables, and generally heavier duty as a result

Product range:

- Thetford
- Ribbon



Independent seats & benches

Key features:

- Allows for coordination with independent seats of the same style used elsewhere on the site

Product ranges include:

- RailRoad
- Elements
- Zenith / Zenith Horizon
- Parallel
- Fordham
- Cheshunt
- Core
- Stark



Utility ranges

Key features:

- Traditional style all-timber picnic tables
- Cost effective solutions for mass seating

Product range:

- Stark

THETFORD PICNIC BENCH & TABLE RANGE

Robust picnic bench in multiple size options

The Thetford table and bench combination is a clean design of robust construction, ideal for educational sites, pubs and restaurants, and public picnic areas. There are 4 size options – standard, wide and extra-wide table tops in the adult versions, and a scaled-down model suitable for junior school age children – each available with 2 different slats sizes for either a chunky or more refined aesthetic. Bench and table platforms are pre-assembled onto steel rails, which in turn are fixed to the fully-welded heavy duty box section end frames on site with simple bolt connections. Steelwork is galvanised as standard, with the option of a powder coated finish, and the bench and table platforms comprise hard-wearing iroko slats attached to support rails with discrete fixings. An oiled finish, which retains the natural colouration of the timbers for over a longer period, is an optional extra on all products.



Size options & applications:

Standard:

Bench: 375mm w x 475mm h

Table: 675mm w x 770mm h

Ideal for basic picnic situations

Wide:

Bench: 375mm w x 475mm h

Table: 825mm w x 770mm h

Offers more table space for dining

Extra-wide:

Bench: 375mm w x 475mm h

Table: 975mm w x 770mm h

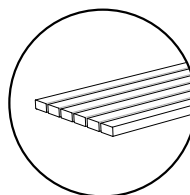
The 815mm gap between the table frame is designed for wheelchair access, also making for a wider table top as a result

Junior:

Bench: 225mm w x 350mm h

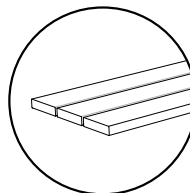
Table: 525mm w x 620mm h

Scaled-down unit suitable for children up to 10-12 years old



Medium width slats

65mm wide slats give a refined appearance to the table and bench tops, and with more gaps are visually lighter in appearance



Wide slats

140mm wide slats on the bench and table tops give a chunky appearance, with half as many slats / gaps compared to the medium width slat tables

THETFORD PICNIC BENCH & TABLE RANGE

Size options / slat widths:

Please take time to consider which of the 8 standard options is best suited for your application, taking account of the anticipated usage of the table / bench and the preferred visual appearance in terms of the timber slat configurations.

THETFORD TABLE & BENCH

Galvanised steel table / bench end and support frames
Iroko timber slatted table and bench platforms in smooth planed finish
Supplied flat-packed and part-assembled



STANDARD - 1665mm o/a wide x 1975mm long

THEST6M

6-8 person table with medium width slats

THEST6L

6-8 person table with wide slats



WIDE - 1815mm o/a wide x 1975mm long

THEWT6M

6-8 person table with medium width slats

THEWT6L

6-8 person table with wide slats



EXTRA-WIDE - 1965mm o/a wide x 1975mm lg

THEXWT6M

6-8 person table with medium width slats

THEXWT6L

6-8 person table with wide slats



JUNIOR - 1165mm o/a wide x 1957mm long

THEJT6M

8-10 child table with medium width slats

THEJT6L

8-10 child table with wide slats

Installation:

Thetford products are supplied flat-packed as bench and table platforms, and end frames, for on-site assembly with supplied bolts.

Each foot has a fixing plate pre-drilled for an M12 ground fixing (not supplied).

OPTIONS:

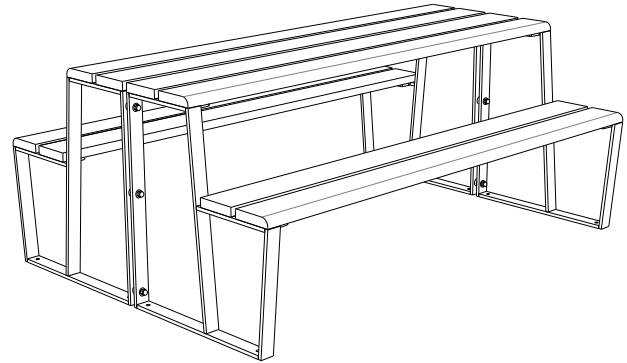
- Timbers with UV protective finish
- Steelwork in powder coated finish
- Extended frame legs for in-ground installation
- Through-socket in table top for parasol
- Supplied fully-assembled



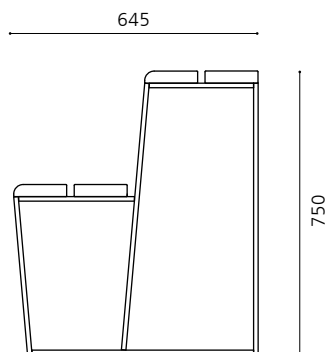
RIBBON MULTI-SEAT

Two-tiered seating with multiple seating aspects

The Ribbon multi-seat offers an adaptable range of two-directional & two-tier seating solutions. Available in two profile sizes, Ribbon multi-seats are suitable for a variety of applications, including schools and colleges, play areas, vantage points and pub gardens. All seats can be used as stand-alone units to offer two-tier and double aspect seating, or as a back-to-back assembly forms a games or picnic table. The steelwork frame is visually light but structurally very strong, and hot dipped galvanised for ultimate protection against corrosion. Steelwork is further offered in a durable polyester powder coated finish to any RAL colour reference. The seat / table slats are manufactured from heavy duty iroko smooth planed hardwood slats, with the option of an oiled finish.



The smaller version of the multi-seat has 2 timber slats on both the lower and upper tiers, offering a relatively short seat depth of 300mm, similar to that used for most traditional picnic benches. This is a comfortable depth for 'short stay' seating provision.



RIBBON MULTI-SEAT - 2-SLAT LOWER SEAT

Standard assembly: steel bench supports, hot dip galvanised, with iroko timber slats

RIB2M2

1 person bench, 600mm long

RIB4M2

2 person bench, 1200mm long

RIB6M2

3 person bench, 1800mm long

RIB8M2

4 person bench, 2400mm long, with middle support

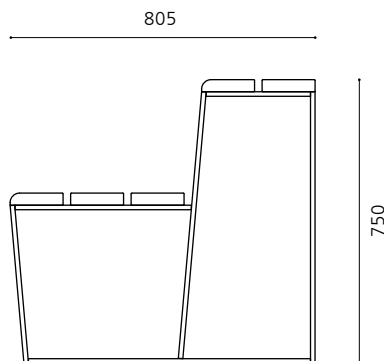
RIBFIX

Fixing kit for assembly of back-to-back units

OPTIONS

- Timbers with UV protective finish
- Seat supports powder coated to any RAL colour
- Seat supports in mild steel galvanised finish only
- Seat supports in stainless steel (further grades and finish options)
- Flat-pack components for on-site assembly

The larger version of the multi-seat has 3 timber slats on the lower tier and 2 on the upper. The lower tier has a seat depth of 460mm, which offers more comfort compared with a 2 slat width, and is therefore more suitable for longer term seating, for example if the seats are used as exterior desks at a school or college, or in a back-to-back assembly as a picnic table.



RIBBON MULTI-SEAT - 3-SLAT LOWER SEAT

Standard assembly: steel bench supports, hot dip galvanised, with iroko timber slats

RIB2M3

1 person bench, 600mm long

RIB4M3

2 person bench, 1200mm long

RIB6M3

3 person bench, 1800mm long

RIB8M3

4 person bench, 2400mm long, with middle support

RIBFIX

Fixing kit for assembly of back-to-back units

OPTIONS

- Timbers with UV protective finish
- Seat supports powder coated to any RAL colour
- Seat supports in mild steel galvanised finish only
- Seat supports in stainless steel (further grades and finish options)
- Flat-pack components for on-site assembly

ELEMENTS® SEATS, BENCHES & TABLES

Stylish table in multiple configuration options

Elements tables are a Furnitubes in-house and exclusive design based on the same principles as the extensive seating range from the same family, with the table platform comprising iroko hardwood slats attached to a tough galvanised steel chassis. Tables are offered in two lengths and two widths, and with a choice of small, medium or large slats orientated in either a side-to-side or front-to-back layout, giving a total of 12 different table top configurations. If being used primarily for dining purposes it may be advisable to use the large slat version, as this has the least number of gaps between slats so providing the most stable base for placing plates and glasses. Further variations in the table top design can be achieved by varying the side fascia boards, which are available in galvanised or coated steel, and stainless steel, as well as the iroko hardwood version. There are two standard table supports - the end-mounted picture frame design or the inset posts - both of which complement the seats and benches of the same design, though they can equally can be used with seats with other support types from the Elements range.

To discover the full range of products in the Elements family, and how to select seating to match the tables, view or download

Elements e-brochure at:

<http://www.furnitubes.com/brochures>

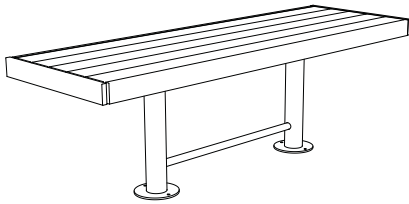


ELEMENTS® SEATS, BENCHES & TABLES



ELEMENTS® SEATS, BENCHES & TABLES

Model shown:
2450mm long x 810mm wide, large timber slats



ELEMENTS TABLE - POST SUPPORTS

Galvanised steel chassis with iroko slats & fascias
Galvanised steel supports

ELEST200PS

Bench, 1850mm long x 810mm wide

ELEST260PS

Bench, 2450mm long x 810mm wide

ELEWT200PS

Bench, 1850mm long x 960mm wide

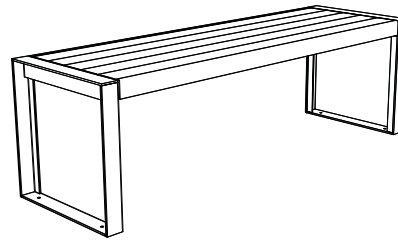
ELEWT260PS

Bench, 2450mm long x 960mm wide

OPTIONS:

- Other timber slat sizes & orientation
- Steel fascia
- Alternative materials / finishes to supports
- Timbers with UV protective finish

Model shown:
2610mm long x 810mm wide, large timber slats



ELEMENTS TABLE - PICTURE FRAME SUPPORT

Galvanised steel chassis with iroko slats & fascias
Galvanised steel supports with iroko panel

ELEST200PF

2000mm long x 810mm wide x 800mm high

ELEST260PF

2600mm long x 810mm wide x 800mm high

ELEWT200PF

2000mm long x 960mm wide x 800mm high

ELEWT260PF

2600mm long x 960mm wide x 800mm high

OPTIONS:

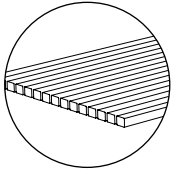
- Other timber slat sizes & orientation
- Steel fascia
- Alternative materials / finishes to supports
- Rubber feet for freestanding tables
- Timbers with UV protective finish
- Hole in top for umbrella stem



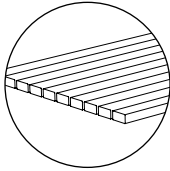
ELEMENTS® SEATS, BENCHES & TABLES

Timber slat arrangement options

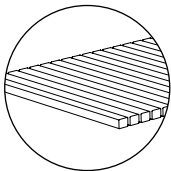
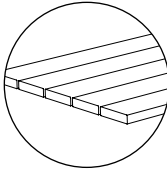
Small slats
side-to-side



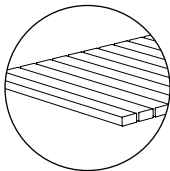
Medium slats
side-to-side



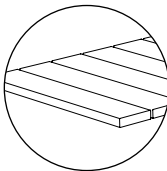
Large slats
side-to-side



Small slats
front-to-back



Medium slats
front-to-back



Large slats
front-to-back

Standard bolt-down fixing

All Elements range seating and table products are supplied with supports that are designed to be fixed down on top of the finished paving, with steel supports are pre-drilled for bolting down. Such installations are the quickest and cheapest methods providing that the site is relatively level, and that the substrate is suitable for drilling and securing ground fixings into. Where there is a significant fall across length of the product and / or if substrates are unsuited to fixing into, the steel supports can be extended in depth to allow for a below-ground installation.

ELEMENTS TABLE

Please use this form to select the table specification you require and send details to:

email: sales@furnitubes.com or

fax: **0208 378 3250**

Name:

Company:

Tel:

Email:

Project name:

Quantity required:

TABLE PLATFORM:

Table top length:

☐ 3 person / side ☐ 4 person / side

Table top width:

☐ Std, 810mm ☐ Wide, 960mm

Table top slat size:

☐ Small ☐ Medium ☐ Large

Table top slat layout:

☐ Side-to-side ☐ Front-to-back

Table top side fascias:

☐ Timber
☐ Steel, galvanised finish
☐ Steel, triple process coating (PPC finish) RAL:
 Stainless steel:
☐ G304 ☐ Grade 316
☐ Satin ☐ Bright polished

Timber finish:

☐ Untreated ☐ UV protective finish

TABLE SUPPORTS:

☐ **Picture frame** ☐ **Post**

☐ Steel, galvanised finish

☐ Steel, galv + PPC RAL:

Stainless steel:

☐ G304 ☐ Grade 316
☐ Satin ☐ Bright polished



RAILROAD SEATS, BENCHES & TABLES

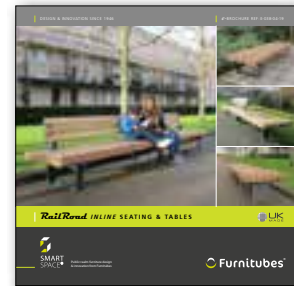

Heavy duty coordinated seats and tables

RailRoad tables are designed to complement the extensive seating range from the same product family, which is characterised by heavy duty timber slats fixed to tough galvanised steel support structures. The table top platform is mounted on a choice of 3 support options - to match the Edge, Loop and Delta seating units. Tables are offered in a length of 1950mm to comfortably accommodate 3 people on each side, or even 4 people at a slight squeeze. This corresponds with the lengths of standard 'independent' seating options from the RailRoad range, meaning tables can be used with standard width benches (with or without backs) and also the narrow bench versions, which is a popular combination for picnic sites. Two table widths are offered, with the wider versions recommended for outdoor dining provision.

To discover the full range of products in the RailRoad family, and how to select seating to match the tables, view or download

RailRoad e-brochures at:

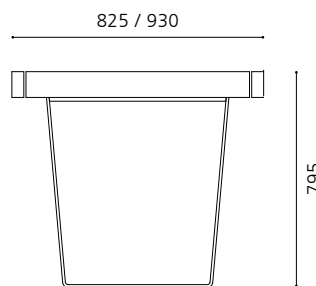
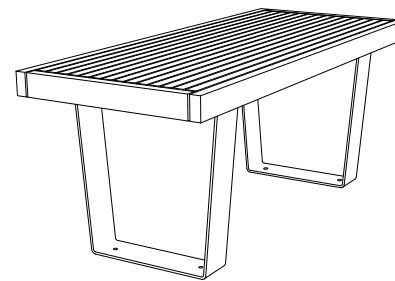
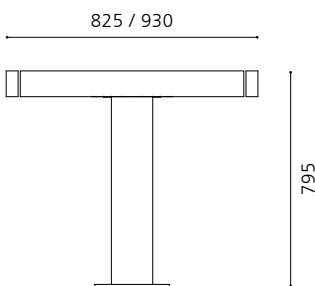
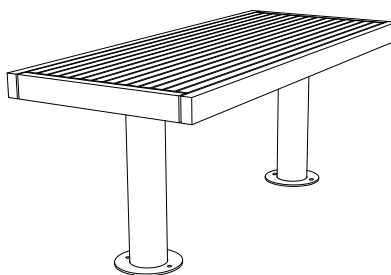
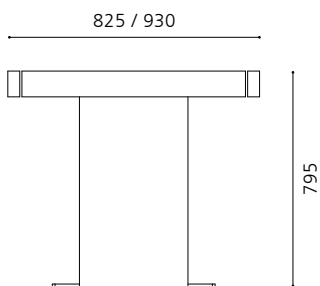
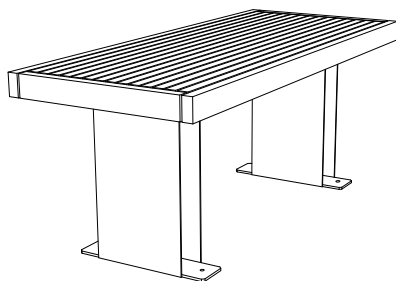
<http://www.furnitubes.com/brochures>



RAILROAD SEATS, BENCHES & TABLES



RAILROAD TABLES



RAILROAD TABLES

Steel frame & seat supports for bolt-down surface fixing, triple process coated (PPC) finish, with iroko timber slats

RAILROAD EDGE

RRTE-825

1950mm long x 825mm wide table

RRTE-930

1950mm long x 930mm wide table

RAILROAD LOOP

RRTL-825

1950mm long x 825mm wide table

RRTL-930

1950mm long x 930mm wide table

RAILROAD DELTA

RRTD-825

1950mm long x 825mm wide table

RRTD-930

1950mm long x 930mm wide table

OPTIONS (ALL MODELS):

- Extended depth supports for in-ground installation (not Delta)
- Through socket in table top for parasol
- Polyester powder coated steelwork to any RAL reference
- Timbers with UV protective finish

RAILROAD SEATS, BENCHES & TABLES

Different seating and table combinations

With many different forms and size options within the RailRoad product range, there are also many different component combinations that can make up a seating and table assembly. Which specific products are the most suitable depends on the ultimate use of the furniture, and also the some extent on the available budget. For general all-round and short term use, such as in a park, narrow version benches and the standard width tables will be perfectly adequate, and also benefits from taking up the least amount of space and being the cheapest option. For dining situations though, where longer term comfort is important, seats with backrests might be preferable and larger depth tables offer more space for tableware. All seat supports types - Edge, Delta and Post - are conveniently inset from the front edge of the seating platforms and tables to allow a relatively easy manoeuvre between the seat and table, or step over the bench.

EXAMPLE SMALL SCALE TABLE & SEATING SET



Individual products illustrated:

Table: RailRoad Edge supports with standard width table top
1950mm long x 825mm wide

Benches: RailRoad Edge Narrow independent benches
1950mm long x 450mm wide

EXAMPLE LARGE SCALE TABLE & SEATING SET



Individual products illustrated:

Table: RailRoad Edge supports with wide table top
1950mm long x 930mm wide

Seat: RailRoad Edge independent seat with backrest
1950mm long x 700mm wide

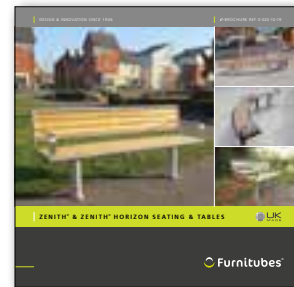
Bench: RailRoad Edge independent bench
1950mm long x 700mm wide

ZENITH® & ZENITH HORIZON SEATS, BENCHES & TABLES

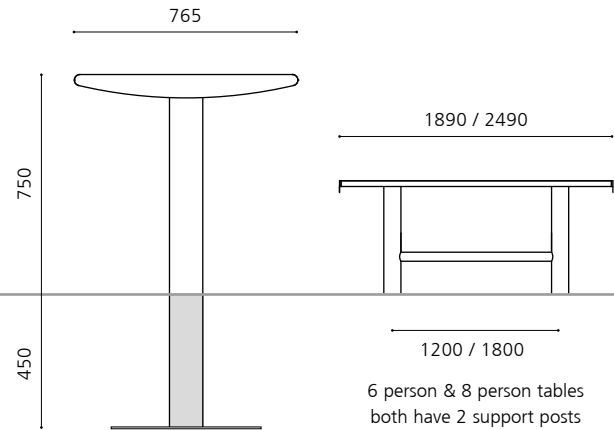
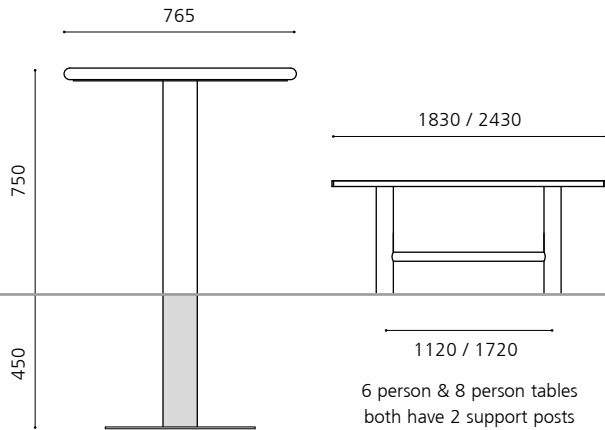
Steel framed timber-topped tables

Zenith and Zenith Horizon tables are characterised by their steel frames and inset timber tops, providing a robust construction at the same time as comfort for the users. The two styles have subtle differences designed to complement the seating from the corresponding ranges. Available in two standard lengths, to suit either 6 or 8 sitters. Their durable construction makes Zenith and Zenith Horizon tables a popular choice for a wide range of sites, from outdoor dining areas in schools and education campuses, to seafronts and picnic areas. Other lengths are available on request, including shorter versions which can serve as fixed games tables in a public realm situation. The inset posts on all versions make the table accessible to wheelchair users from both ends. Although generally supplied as an independent item, the table can be joined (either above or below ground) to benches or seats via low level plates to form a single-piece picnic-style table set, which can be bolted down or used as a freestanding unit.

Visit our website to discover the full range of products in the Zenith seating family, and how to select matching seating & tables
www.furnitubes.com/brochures



ZENITH® & ZENITH HORIZON SEATS, BENCHES & TABLES



ZENITH TABLE

Standard assembly: steel frame, central table top section & posts for in-ground fixing, hot dip galvanised, with iroko timber slats in smooth planed finish

ZENT6

6 person (3 per side) / 1830mm long table

ZENT8

8 person (4 per side) / 2430mm long table

ZENITH HORIZON TABLE

Standard assembly: steel frame & bolt-on posts for in-ground fixing, hot dip galvanised, with iroko timber slats in smooth planed finish

ZNHT6

6 person (3 per side) / 1890mm long table, side-to-side slats

ZNHT8

8 person (4 per side) / 2490mm long table, side-to-side slats

ZNFT6

6 person (3 per side) / 1890mm long table, front-to-back slats

ZNFT8

8 person (4 per side) / 2490mm long table, front-to-back slats

OPTIONS:

- Base plated posts for bolt-down installation
- Combined assembly with benches or seats for freestanding or bolt-down installation
- Framework & posts in polyester powder coated finish
- Framework & posts in plastic coated finish
- Framework & posts in stainless steel, various grades & finishes
- Alternative slat materials, including wood plastic composite (WPC), on selected models only
- Timbers with UV protective finish



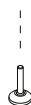
PARALLEL RANGE



Simple styling and robust construction

Parallel benches and tables are an ideal choice for outdoor dining areas that require a heavier duty and more contemporary-styled product than traditional timber picnic benches offer. The combination of a steel frame and closely-spaced slats make the benches and tables sufficiently heavy to be used as freestanding units on secure sites, but are also offered as bolt-down and in-ground options for more public areas. Bench and table-top slats are in iroko hardwood as standard, with selected models also available in wood plastic composite material. Two standard lengths are offered, to comfortably accommodate either 3 or 4 people per side.

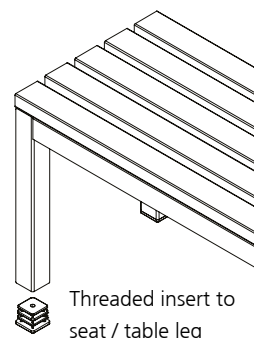
Fixing options:



1. Freestanding:
with levelling foot




2. Bolting down:
through base plate



Threaded insert to
seat / table leg

3. In-ground fixing:
with threaded stud

PARALLEL RANGE



* Notes re. heights:

The heights above ground level of bench & table modules vary slightly for different ground fixing options:

1. Freestanding: dimensions as specified
2. Bolting down: 10mm lower than specified
3. In-ground fixing: 15mm lower than specified

All fixing types use a bolt / stud that screws into the insert fitted into the leg, allowing height adjustment of up to 20mm. On sloping sites each leg can be adjusted independently so that top surfaces can be levelled.

PARALLEL

Freestanding units, galvanised steel frame with iroko slats, smooth planed finish

BENCHES

PPB6

3 person bench, 1800mm long

PPB8

4 person bench, 2400mm long

TABLES

PPT6

6 person table, 1800mm long

PPT8

8 person table, 2400mm long

OPTIONS:

- Steelwork in triple process coated (PPC) finish to any RAL colour reference
- Timbers with UV protective finish
- Wood plastic composite (WPC) slats (1800mm long versions only)
- Base-plated legs for bolt-down installation
- Threaded studs for for in-ground installation
- Umbrella hole (tables)

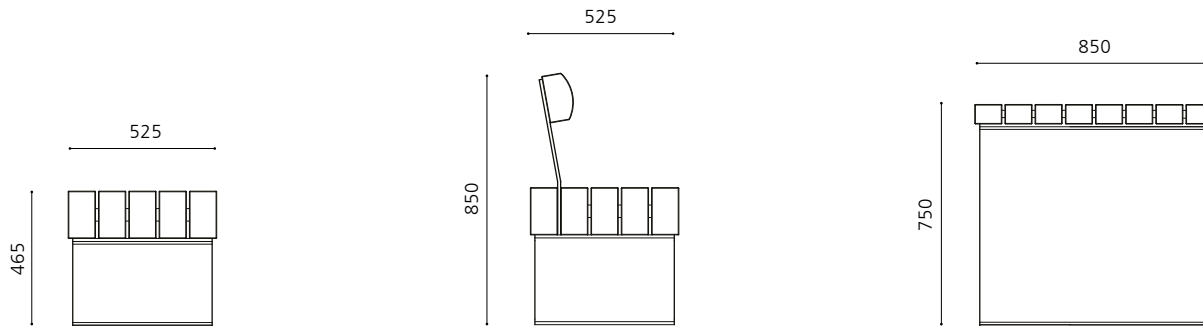
FORDHAM RANGE

Heavy duty seat, bench & table set

The Fordham steel and timber seating range offers a bold appearance, heavy duty materials and robust construction - all designed to offer the maximum resistance to vandalism required in tough urban environments. The bench is the basic form, to which a backrest can be added to form a seat. The complementary Fordham table is of a similar construction and can be used with seats and / or benches. Seats and benches are available in 6 standard lengths to comfortably accommodate up to 5 people, and the table is offered in 2 standard sizes, corresponding to 2 mid-size seating lengths. The option of a finish treatment is advisable on the table-top slats in particular, as it provides not only UV protection that maintains the colour of the timber for longer, but also provides a degree of resistance to general grime and is easier to wipe clean.



FORDHAM RANGE



FORDHAM

Galvanised steel support frame with iroko timber slats, smooth planed finish

BENCHES

FORB5

1500mm long

FORB6

1800mm long

FORB7

2100mm long

FORB8

2350mm long

FORB9

2685mm long

FORB10

3000mm long

SEATS

FOR5

1500mm long

FOR6

1800mm long

FOR7

2100mm long

FOR8

2350mm long

FOR9

2685mm long

FOR10

3000mm long

TABLES

FORT6

1800mm long

FORT8

2350mm long

OPTIONS:

- Polyester powder coated steelwork
- Armrests (benches and seats), triple process coated (PPC) finish
- Timbers with UV protective finish

Installation:

Both seat / bench / table supports are pre-drilled with 4no. holes for M16 ground fixings (not supplied).

STARK RANGE

Coordinated range of robust softwood construction seating and tables

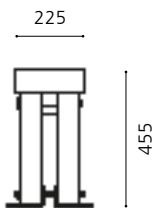
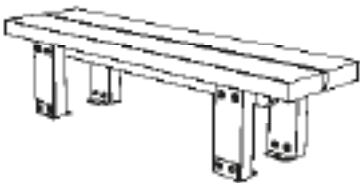
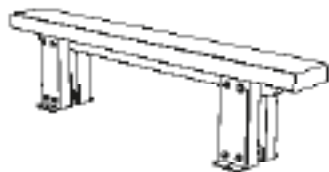
Stark is a comprehensive range of benches, seats, tables and picnic tables that can be used independently or as a coordinated suite of products. The softwood construction makes for an economical alternative to hardwood seating and table ranges, with pressure treatment providing good medium-term durability. The range is characterised by heavy-duty timber sections with bolted connections to give a tough, almost industrial aesthetic. Seating is available in four standard length options and tables in three lengths; both are offered in full-size and junior versions, which are ideal for lower school applications. Products are supplied for bolt-down surface mounting as standard, which is our recommendation for level sites, or with the option of extended posts for in-ground installation. Complementary picnic tables complete the range and are available in two styles - one for in-ground fixing and the other a more traditional freestanding A-frame design. All timber sections are 'regularised' with planed faces and eased edges, with cross-cuts also softened to eliminate sharp edges and reduce the risk of splintering. Softwood can be supplied in a 'natural' pressure treated finish which can add a slight green tinge to the pale colouration of the timber or can be treated with a supplementary saturating oil in a variety of tinted colours.



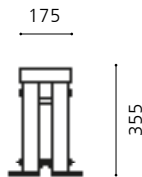
STARK RANGE



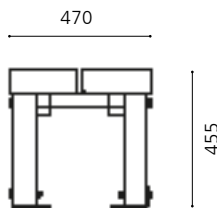
STARK RANGE BENCHES



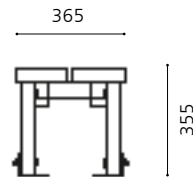
FULL SIZE



JUNIOR



FULL SIZE



JUNIOR

STARK BENCH - SINGLE SLAT

Treated softwood construction with galvanised steel baseplates, for bolt-down installation, supplied flat-packed & part-assembled for on-site assembly

FULL SIZE
455mm seating height

STKSB5
1500mm long

STKSB6
1800mm long

STKSB7
2100mm long

STKSB8
2400mm long

JUNIOR
355mm seating height

STKSBJ5
1500mm long

STKSBJ6
1800mm long

STKSBJ7
2100mm long

STKSBJ8
2400mm long

STARK BENCH - DOUBLE SLAT

FULL SIZE
455mm seating height

STKDB5
1500mm long

STKDB6
1800mm long

STKDB7
2100mm long

STKDB8
2400mm long

JUNIOR
355mm seating height

STKDBJ5
1500mm long

STKDBJ6
1800mm long

STKDBJ7
2100mm long

STKDBJ8
2400mm long

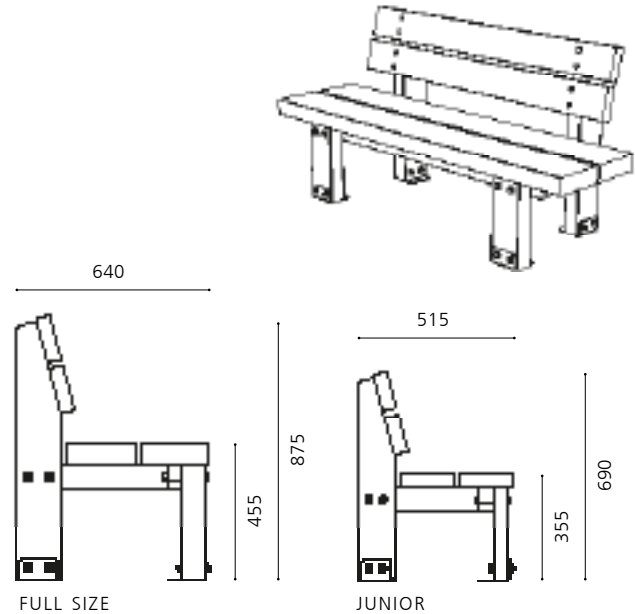
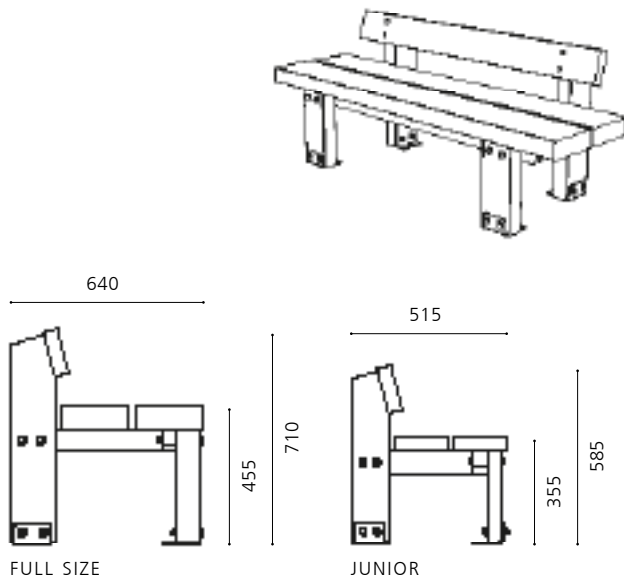
OPTIONS (ALL MODELS):

- Fully pre-assembled
- Ground fixing kit for suitable existing or new foundation
- Feet for freestanding applications (Double Slat benches only)

- Extended depth legs for in-ground installation
- Armrests (Full size products only, except n/a on Single Slat Bench)
- Oiled timbers



STARK RANGE SEATS



STARK SEAT - SINGLE SLAT BACKREST

Treated softwood construction with galvanised steel baseplates, for bolt-down installation, supplied flat-packed & part-assembled for on-site assembly

FULL SIZE
455mm seating height

STKSS5
1500mm long

STKSS6
1800mm long

STKSS7
2100mm long

STKSS8
2400mm long

JUNIOR
355mm seating height

STKSSJ5
1500mm long

STKSSJ6
1800mm long

STKSSJ7
2100mm long

STKSSJ8
2400mm long

STARK SEAT - DOUBLE SLAT BACKREST

FULL SIZE
455mm seating height

STKDS5
1500mm long

STKDS6
1800mm long

STKDS7
2100mm long

STKDS8
2400mm long

JUNIOR
355mm seating height

STKDSJ5
1500mm long

STKDSJ6
1800mm long

STKDSJ7
2100mm long

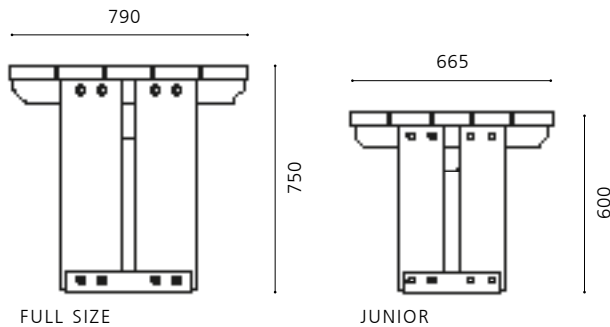
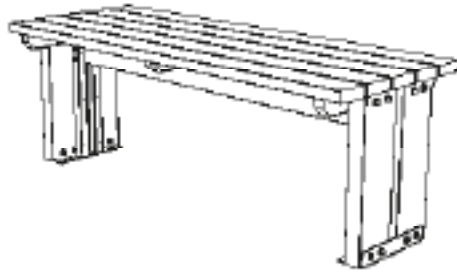
STKDSJ8
2400mm long

OPTIONS (ALL MODELS):

- Fully pre-assembled
- Ground fixing kit for suitable existing or new foundation
- Feet for freestanding applications

- Extended depth legs for in-ground installation
- Armrests (Full size products only)
- Oiled timbers

STARK RANGE TABLES



STARK TABLE

Treated softwood construction with galvanised steel baseplates, for bolt-down installation, supplied flat-packed & part-assembled for on-site assembly

FULL SIZE
750mm table height

STKT6
1800mm long

STKT7
2100mm long

STKT8
2400mm long

JUNIOR
600mm table height

STKTJ6
1800mm long

STKTJ7
2100mm long

STKTJ8
2400mm long

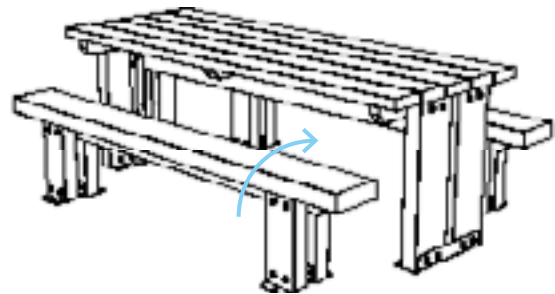
OPTIONS (ALL MODELS):

- Fully pre-assembled
- Ground fixing kit for suitable existing or new foundation
- Extended depth legs for in-ground installation
- Oiled timbers

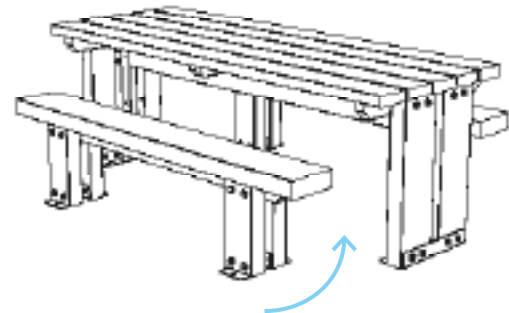
TABLE + SEATING COMBINATIONS

For table and seating combinations we recommend that benches and seats are shorter in length than the table, to give a larger gap between, making for easier access onto the seating, i.e.

- | • TABLES | BENCHES / SEATS |
|---------------|-----------------|
| • 1800mm long | 1500mm long |
| • 2100mm long | 1800mm long |
| • 2400mm long | 2100mm long |



When benches or seats are the same length as the table, access between is limited, requiring sitters to step over the bench, which can be awkward for less able-bodied people.



When benches or seats are shorter than the length of the table, access for sitters is much easier.

Note: illustrations show Single Slat Benches; Double Slat Benches & Single or Double Slat Seats can also be combined with Tables.

STARK RANGE

INSTALLATION

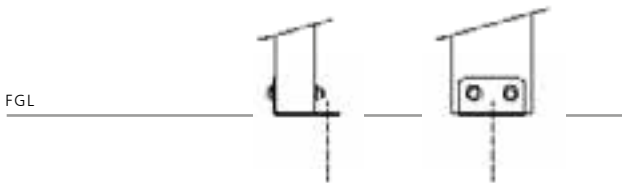
Seating and independent tables can be supplied with post heights suited to sitting on top of the ground, or at a 300mm extended height for in-ground embedment. In all situations, a galvanised steel baseplate is fixed to the posts with nuts and bolts supplied and allows for a variety of fixing options as shown below. Selected products can be supplied freestanding for sites where security is not an issue, with baseplates fitted with rubber feet designed to provide grip on the paving. Installations with the posts above ground - i.e. options 1 or 2, or freestanding - are generally preferable, as timber embedded in concrete is more prone to decay than timber that is maintained above ground.

ABOVE GROUND INSTALLATION

For sites that are more or less level the base plates can be set on top of finished ground level, and secured in one of two ways as shown below. These installations allow the furniture to be readily unbolted and moved for maintenance or access purposes.

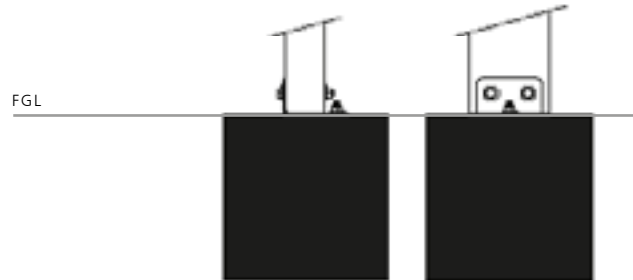
1. BOLT-DOWN VIA BASEPLATES

Secured by 2 no. M12 ground anchors (not supplied) through steel base plate and into a suitable foundation. Ideal for installation on hard paving.



2. CONCRETE PAD WITH FIXING KIT

An optional fixing kit comprising 2 no. M10 x 330mm long threaded studs c/w nuts + washers supplied for attachment to baseplate and fixing into a suitable new or existing foundation. Ideal for installation in soft ground.

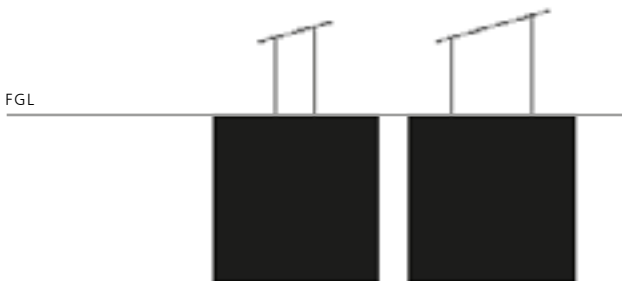


IN-GROUND INSTALLATION

When there are significant slopes in the immediate area beneath the furniture it is advisable to use products with a 300mm additional leg height, so that the seating and table surfaces can be set true plumb level. There are two simple installation options for this situation.

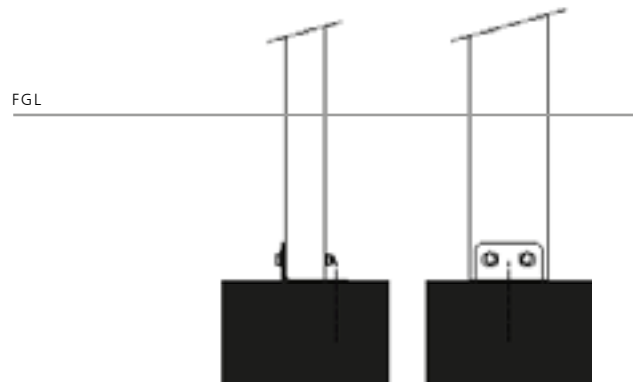
3. INTO CONCRETE PAD

Posts roots can simply be set into concrete, with the base plates helping to prevent any lift out.



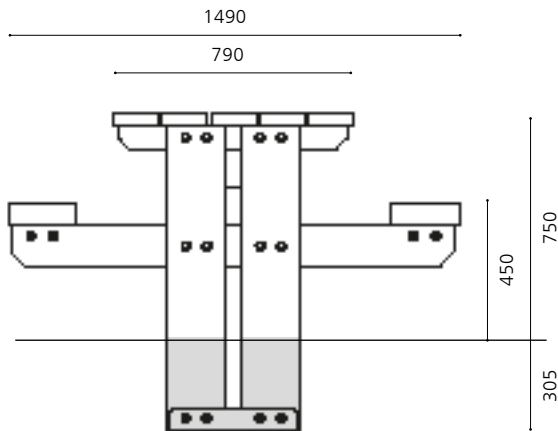
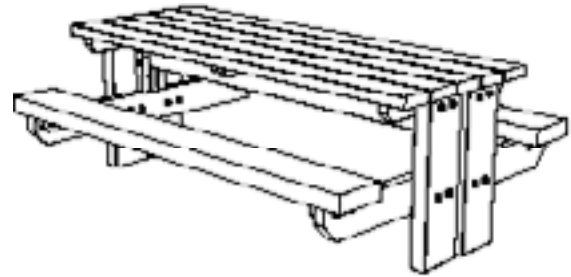
4. BOLT-DOWN VIA BASEPLATES ONTO BELOW GROUND

Posts can be bolted to a below-ground concrete pad with 2 no. M12 ground anchors (not supplied), or set into concrete using a fixing kit as shown above.

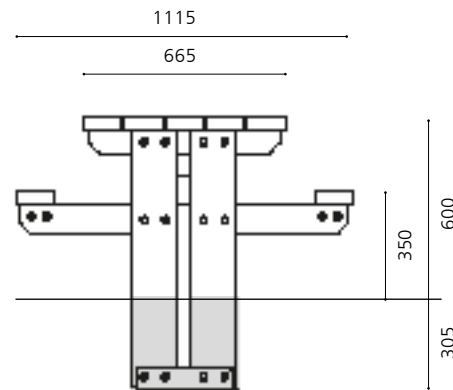


Note: all illustrations show single Bench / Seat posts. For Tables with twin posts the steel base plate spans both posts and has 2 ground fixing points.

STARK RANGE PICNIC TABLES



FULL SIZE



JUNIOR

STARK PICNIC TABLE

Treated softwood construction with galvanised steel baseplates, for in-ground installation, supplied flat-packed & part-assembled for on-site assembly

FULL SIZE

455mm seat height / 750mm table height

STKPTG6

1800mm long

JUNIOR

355mm seat height / 600mm table height

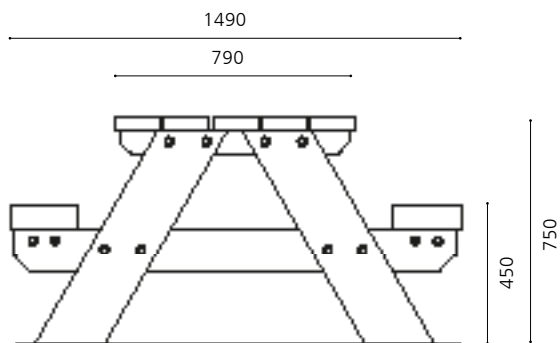
STKPTGJ6

1800mm long

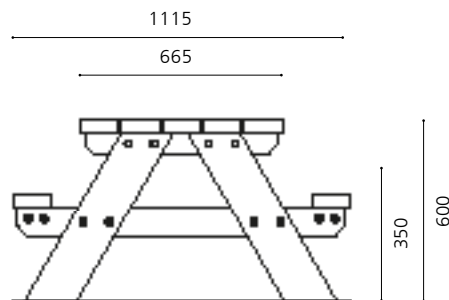
OPTIONS (ALL MODELS):

- Fully pre-assembled
- Ground fixing kit for suitable existing or new foundation
- Oiled timbers

STARK RANGE FREESTANDING PICNIC TABLES



FULL SIZE



JUNIOR

STARK FREESTANDING PICNIC TABLE

Treated softwood construction, supplied flat-packed & part-assembled for on-site assembly

FULL SIZE

455mm seat height / 750mm table height

STKPTF6

1800mm long

JUNIOR

355mm seat height / 600mm table height

STKPTFJ6

1800mm long

OPTIONS (ALL MODELS):

- Fully pre-assembled
- Galvanised steel base plates for bolt-down fixing
- Ground fixing kit for suitable existing or new foundation (for use with baseplates)
- Oiled timbers
- Umbrella hole

STARK RANGE

ARMRESTS

Armrests are a useful aid for the less-able-bodied in particular, helping them to lower themselves onto a seat and also alight from it. Armrests can also deter rough sleeping if placed appropriately. All full-size Stark seating products, with the exception of the Single Slat Bench, are available with armrests. The simple block forms, which have an overhang that can be firmly gripped, are pre-fitted at any of the positions shown on the illustrations below, which are designed to maintain comfortable seating widths. If the need for armrests is only identified after the product has been installed, they can be easily retro-fitted.

1500MM LONG



- **2 end armrests:**
1300mm gap between (2 people)



- **1 mid armrest:**
700mm either side (1 person / side)



- **1 mid + 2 end armrests:**
600mm either side (1 person / side)

2100MM LONG



- **2 end armrests:**
1900mm gap between (3-4 people)



- **2 mid armrests:**
633mm wide seating positions



- **2 mid + 2 end armrests:**
566mm wide seating positions



- **1 mid + 2 end armrests:**
900mm either side (2 people / side)

1800MM LONG



- **2 end armrests:**
1600mm gap between (3 people)



- **2 mid armrests:**
533mm wide seating positions



- **2 mid + 2 end armrests:**
466mm wide seating positions



- **1 mid + 2 end armrests:**
750mm either side (1 person / side)

2400MM LONG



- **2 end armrests:**
2200mm gap between (4 people)



- **3 mid armrests:**
525mm wide seating positions



- **3 mid + 2 end armrests:**
475mm wide seating positions



- **1 mid + 2 end armrests:**
1050mm either side (2 people / side)

STARK RANGE



STARK RANGE

OILED TIMBERS

Softwood is naturally a pale cream colour but the pressure treatment process to improve durability can add a green tinge. The addition of a clear or tinted penetrating oil finish gives a richer colouration; it penetrates into the wood to protect against moisture and UV damage and will not peel or flake. To maintain a consistent appearance the timber should be cleaned and re-oiled typically on a bi-annual basis.

Standard Oil Colour:



MEDIUM OAK

(photos of oiled products in this brochure are this colour)

Additional Oil Colours (subject to minimum quantity orders):



CLEAR



LIGHT OAK



TEAK



CEDAR



REDWOOD



RUSTIC OAK

Note: colours are indicative only

ON-SITE ASSEMBLY

To minimise the packing volume and to reduce transportation costs, products are supplied part-assembled and flat-packed for on-site assembly. Detailed instructions are supplied with each delivery and assembly is reasonably straightforward, typically involving passing connecting bolts through pre-drilled holes in the timber sections and tightening up with nuts.

For maximum strength we recommend that all bolted joints are also glued with a suitable exterior grade adhesive, such as waterproof PVA. All product fixings are provided, with the exception of ground anchors and the adhesive. No machining of the timber is necessary. Alternatively, products can be supplied fully-assembled, at an additional cost. Shown here are examples of the parts of a seat and table as supplied for on-site assembly.

SEAT ASSEMBLY:

Typical sub-assemblies and parts supplied for on-site final assembly

- 1 x seating platform
(arms are pre-fitted if required)
- 2 x front posts
- 1 x backrest including back posts
- 4 x steel baseplates
- Fixings (not shown)

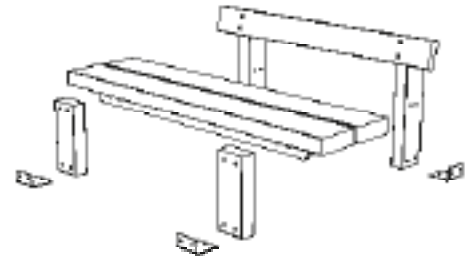
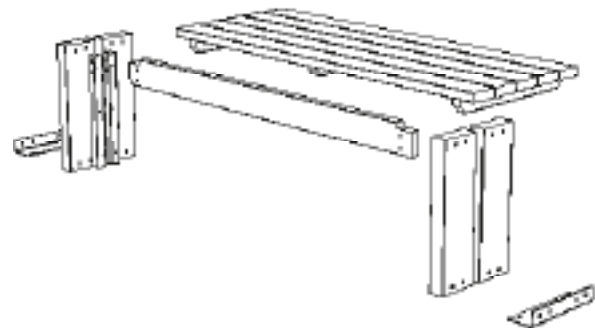


TABLE ASSEMBLY:

Typical sub-assemblies and parts supplied for on-site final assembly

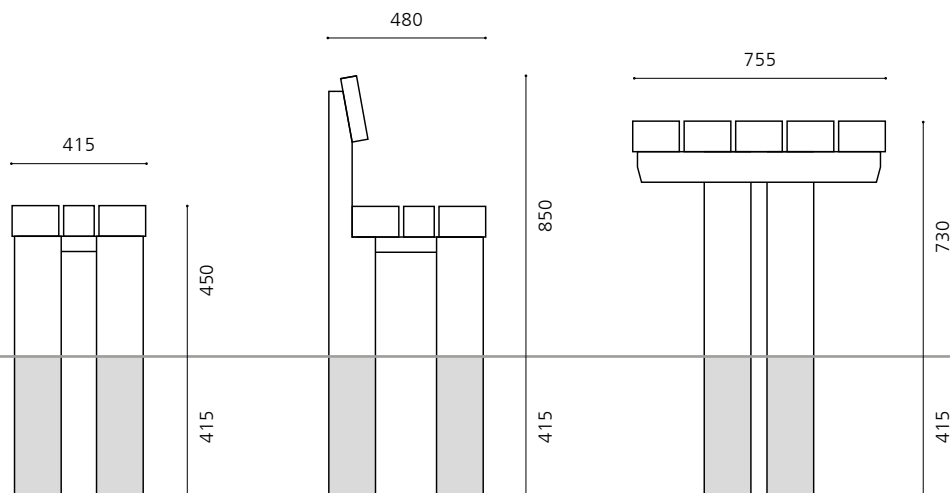
- 1 x table platform
- 4 x end posts
- 1 x cross rail
- 2 x steel baseplates
- Fixings (not shown)



STARK RANGE



CHESHUNT RANGE



CHESHUNT

Opepe all-timber construction, smooth planed and coated with 'Sadolin Classic Teak' Extended legs for in-ground installation

CHSB4

2 person bench, 1200 mm long

CHSB6

3 person bench, 1800 mm long

CHSB8

4 person bench, 2400 mm long

CHS4

2 person seat, 1200 mm long

CHS6

3 person seat, 1800 mm long

CHS8

4 person seat, 2400 mm long

CHST4

4 person table, 1200 mm long

CHST6

6 person table, 1800 mm long

OPTIONS:

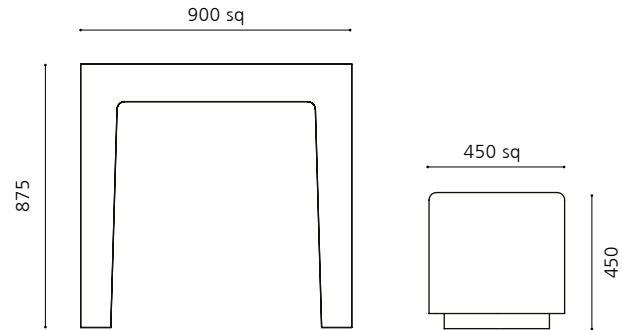
- Legs truncated at ground level, supplied with angled brackets for surface mounted bolt-down installation
- Curved benches



CORE CONCRETE TABLE & SEATING BLOCK

Pre-cast concrete for the urban environment

The Core concrete picnic table is designed to suit one sitter to each open side, with the COS450 Core square blocks ideal for a matching seating provision. The durable construction of Core products is suited to busy areas such as educational campuses and city parks. As with all our concrete furniture, the Core range is available in a wide range of standard mixes and finishes, allowing for integration with other furniture and hard landscape materials in your scheme.



COT900

Concrete table
900mm x 900mm x 875mm high
Weight: 600kg

COS450R

Concrete seating block
450mm x 450mm x 450mm high
50mm x 50mm recess
Weight: 215kg

OPTIONS

- Range of standard concrete mixes and finishes
- Chess table top

PICNIC BENCHES & TABLES



View or download other product e-brochures at the following link:

www.furnitubes.com/brochures



© Furnitubes

 **Furnitubes®**

Unit 9.1.1, The Leather Market, Weston Street,

LONDON SE1 3ER

T: +44 (0)20 8378 3200

sales@furnitubes.com

www.furnitubes.com