




## WALL-TOP SEATING

MADE IN  
BRITAIN 



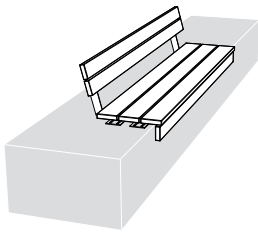
## WALL-TOP SEATING RANGE



## WALL-TOP SEATING RANGE

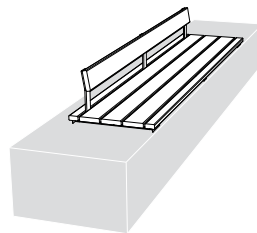
### Convert uncomfortable walls into useful seating provision

Low level retaining walls are increasingly popular features in new landscape schemes, serving to deal with level changes across a site and often as containment for raised planting beds or grassed areas. When designed at a suitable height, walls can also act as informal seating provision, but the hard surface of masonry isn't particularly comfortable, can often be too cold to sit on and generally doesn't encourage visitors to stay for long. The addition of a timber-topped seating platform onto a wall overcomes this problem, providing compact and visually tidy seating solutions on top of existing site features. Wall-top seating is also generally more cost effective compared with independent seats that require a suitable base for bolting down to or excavation for an in-ground fixing. Furnitubes offers 4 ranges of wall-top seating products, each with its own distinct character and designed to suit a range of budgets.



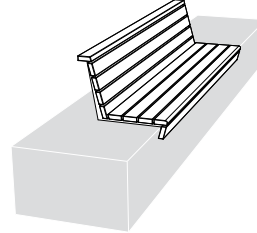
#### Lapa Wall-top

The simplest and most economic of our wall-top seats, Lapa is offered as a narrow width bench and a wider version with the option of an add-on backrest. Timber slats are heavy duty wide section boards. Lapa is suitable for straight line wall sections only, with small gaps required between seating modules to access fixing points to the wall.




#### Fortis Wall-top

Fortis offers multiple timber slat configurations to allow you to choose the most visually suitable solution for your site. With or without back and / or armrests and in 2 standard lengths, Fortis is suitable for straight line walls and allows adjacent modules to be directly abutted to form continuous long runs of seating provision.



#### Alta Wall-top

Available in a number of different sizes and forms, including flat bench platforms, platforms with back-stops, and full height and enclosed backrests, Alta is a versatile, contemporary wall-top seating system. The back-stop bench is unique to Alta, designed to make users aware of the rear edge to the platform and any potential vertical drop beyond, helping to prevent backward falls.



#### Contor Wall-top

Characterised by front-to-back slat arrangements, the Contor range offers simple bench-only straight platforms as standard, with curved versions made to order to suit site-specific dimensions. Adjacent platforms can be directly abutted to form continuous seating runs. Slats can be supplied in timber or wood plastic composite.



At Furnitubes we believe in the positive promotion of British manufacturing and the benefits that it brings to the British economy. Manufacturing in Britain also offers a more sustainable solution, with transportation distances and associated environmental impacts minimised. All of Furnitubes' concrete products are manufactured in Britain using locally sourced materials and all new products are designed with this philosophy in mind. Wherever you see our **Made in Britain** logo you can be assured that the product is manufactured in Britain.



## LAPA WALL-TOP SEATING RANGE



### Simple, robust, cost effective seating

Lapa was originally designed by Furnitubes for retro-fitting to gabion walls, but is now also offered for use on top of solid wall constructions. Lapa is available in 3 basic forms - a short depth bench, standard depth bench and as a seat with backrest for additional comfort - each in 3 lengths and all with the option of armrests. The 85mm offset of the front edge of the seating platform from the face of the wall makes for a comfortable seating position, whereby the sitter's heels can be placed behind the line of the backs of their knees. Lapa is our most cost effective wall-top seating product.



### Setting out

Lapa Wall-top seating platforms must be installed with a minimum 100mm gap between adjacent platforms or any other upstand to either side, such as a wall, in order to allow access to the wall fixings.

### Installation

As standard, the platform is fitted to the top of the wall only at 4 points, through brackets that are designed to align with mortar joints of a standard brick-on-edge header course, or any homogenous wall construction. An optional generic fixing kit - comprising 4 no. sets of threaded inserts for fixing into the wall, studs, nuts and washers - can be supplied on request, though it may be more convenient to assess the dimensions and condition of the wall first, and to locally source the most appropriate fixings for the task.

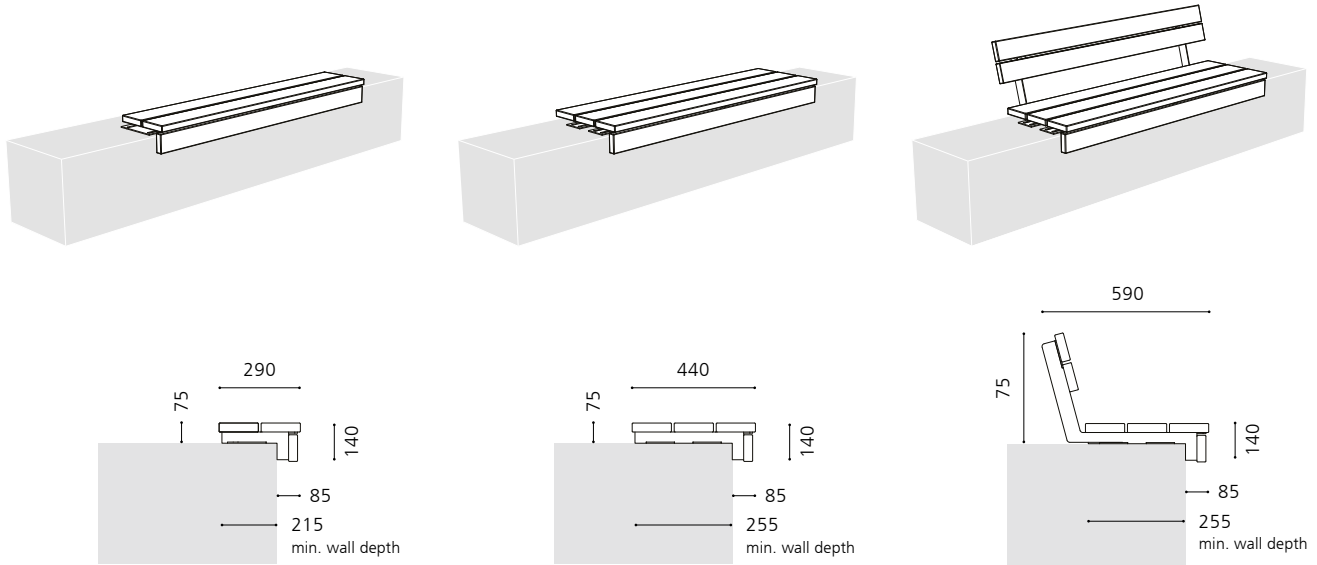
### Replacing timber slats

If the seat platform timber slats are damaged beyond possible in-situ repair, the whole platform needs to be removed off the wall in order for any one slat to be replaced. Backrest slats (where used), can be replaced from the rear without the need to remove the backrest supports, assuming there is sufficient space to gain access.

Full installation instructions are provided with the products.



## LAPA WALL-TOP SEATING RANGE



### LAPA WALL-TOP

Iroko hardwood slats in smooth planed finish with mild steel substructure and brackets, hot dipped galvanised finish

#### 2-SLAT DEEP BENCH PLATFORMS

##### LPW2B-2

1000mm long x 290mm deep

##### LPW2B-3

1500mm long x 290mm deep

##### LPW2B-4

2000mm long x 290mm deep

#### 3-SLAT DEEP BENCH PLATFORMS

##### LPW3B-2

1000mm long x 440mm deep

##### LPW3B-3

1500mm long x 440mm deep

##### LPW3B-4

2000mm long x 440mm deep

#### 3-SLAT DEEP SEAT PLATFORMS

##### LPW3S-2

1000mm long x 590mm deep

##### LPW3S-3

1500mm long x 590mm deep

##### LPW3S-4

2000mm long x 590mm deep

#### OPTIONS (ALL MODELS):

- Armrests (except on 2-slat deep bench), triple process coated (PPC) finish
- Anti-skate devices fitted to front timber slat
- Steelwork polyester powder coated to any RAL colour
- Timbers with oiled or UV protective finish\*
- Wall fixing kit

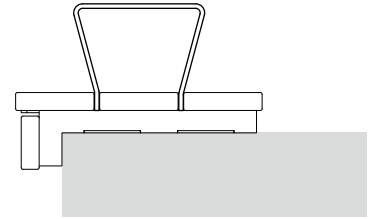
#### \* Oiled / UV protective finish to timbers

Soluble extractives in freshly sawn iroko can leach out when exposed to the elements, causing unsightly staining on freshly cast concrete in particular. When using Lapa seating on concrete walls we recommend that slats are cleansed, treated with a tannin blocker and oiled / sealed to reduce the risk of staining. It may also be advisable to seal the concrete wall onto which the seats are fixed. A UV protective finish alone is not suitable for this purpose.

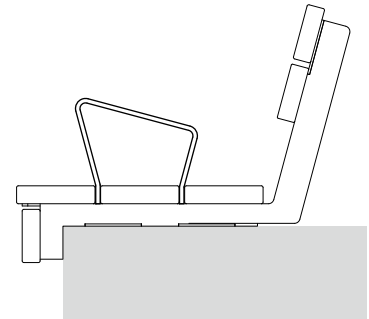
## LAPA WALL-TOP SEATING RANGE

### Optional armrests

Armrests are a valuable aid for less able-bodied people to lower themselves onto or alight from a seat, and are also useful in discouraging anti-social behaviour such as skating and rough sleeping. Standard spacings of armrests will divide the platform into approx 500mm wide seating areas. Armrests are available on 3-slat deep benches and seats, and any suitable number of arms can be used. Central armrest(s) are a popular choice as it leaves the ends of the seating platform free of obstructions, enabling wheelchair users to manoeuvre onto the seat. Armrests are robust folded solid steel bars, generally supplied in the same finish as for other steelwork components used on the rest of the seat.



Bench armrest



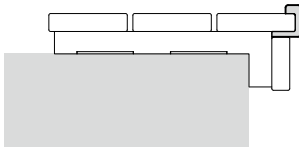
Seat armrest



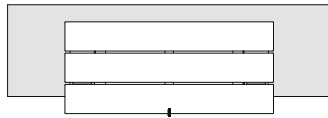
## LAPA WALL-TOP SEATING RANGE

### Optional anti-skate

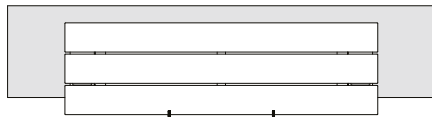
Armrests can serve as useful obstructions to skateboarders but might not always be required on a seat. A more discrete and cheaper skate deterrent alone can be provided by dedicated steel blocks fitted to the front platform slat, at spacings to coincide with standard seating positions, and supplied in either mild steel in a galvanised or powder coated finish, or stainless steel if preferred.



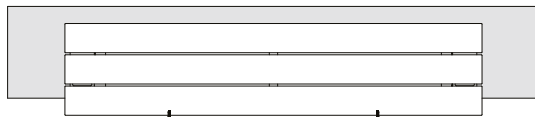
Side view



2-person / 1000mm platform: 1 x anti-skate (plan view)



3-person / 1500mm platform: 2 x anti-skate (plan view)



4-person / 2000mm platform: 2 x anti-skate (plan view)



## FORTIS WALL-TOP SEATING RANGE

### Modular seating platforms for new or existing walls

The original Fortis range comprises both a seating platform and a concrete base plinth onto which the platform fits, which is ideal for new schemes where the concrete mixes and finishes that we offer are complimentary to the material palette of the development. Where other wall construction materials are used, such as brickwork or rendered blocks, or where walls are already constructed, the Fortis is now available in various wall-top seating platform-only versions. Seating assemblies comprise iroko hardwood slats fixed to steel sub-frames in a variety of configurations, with optional add-ons including back and armrests. Bench-only products are also offered in a short 440mm depth version, to suit a 2-brick thick wall width.

Fortis Wall-top seating can be installed directly alongside each other or with gaps between, the advantages and disadvantages of which are described below.

#### Directly abutted:

Seating platforms can be installed directly next to each other, or immediately adjacent to any upstand such as a wall, but this will mean that timber slats can only be replaced by removing the whole platform off the wall.

#### Installation

For both setting out options the platform is fitted to the top of the wall at through slots in the platform subframe, with dedicated threaded wall anchors and connecting bolts supplied with the product.

Full installation instructions are provided with the products.

#### With gaps:

Installing short 2-person platforms with gaps of approximately 100mm between, or to any upstand such as a wall, will allow individual slats to be replaced without the need to remove the whole platform off the wall.



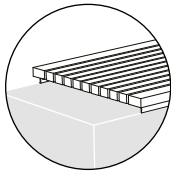


## FORTIS WALL-TOP SEATING RANGE

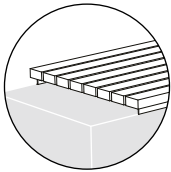
### Timber slat size and orientation options

Fortis Wall-top seating offers the specifier a wide range of choices for the timber slat sizes and orientations on both the platform and backrests, where used. All platforms have a common medium-size slat running along the front and back edges, between which a choice of 3 slat sizes can be used, running in either side-to-side or front-to-back orientation, which significantly changes the overall appearance of the platform. Large slats give a simple robust aesthetic, whereas small slats offer a neat and arguably more refined appearance, with the medium slats offering a middle ground. Generally speaking the same size slats are used on the backrest as on the main section of the seating platforms, although this doesn't necessarily have to be the case.

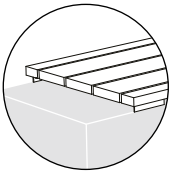
### Side-to-side slat arrangements\*



**Small timbers**  
40mm wide

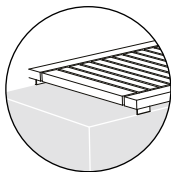


**Medium timbers**  
65mm wide

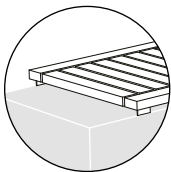


**Large timbers**  
140mm wide

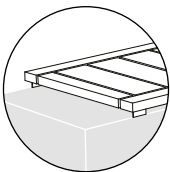
### Front-to-back slats arrangements\*\*



**Small timbers**  
40mm wide



**Medium timbers**  
65mm wide



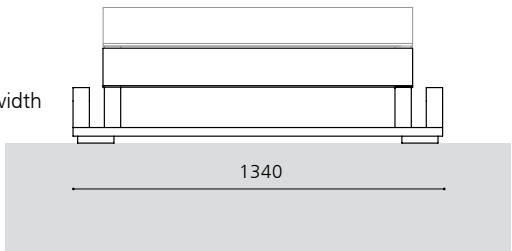
**Large timbers**  
140mm wide

\* All side-to-side layouts use a 65mm wide timber for front & back slats.

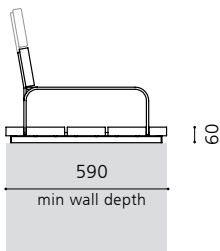
\*\* All front-to-back layouts use a 65mm wide timber for front, back & end slats.

### Standard dimensions

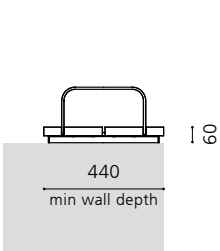
2-person  
platform width



500  
(high back)  
350  
(low back)

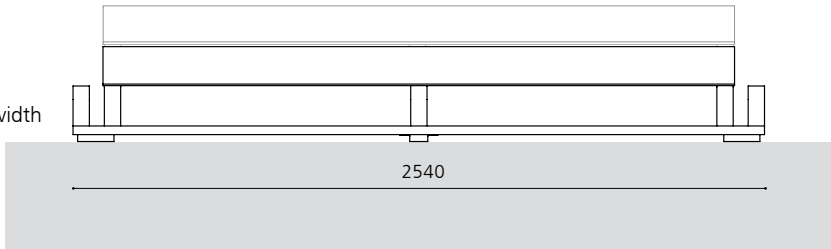


Seat + standard depth bench

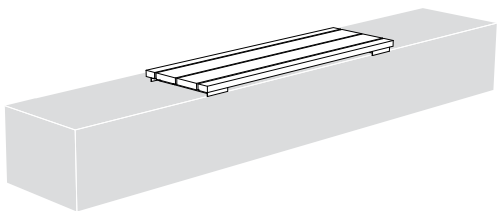


Short depth bench

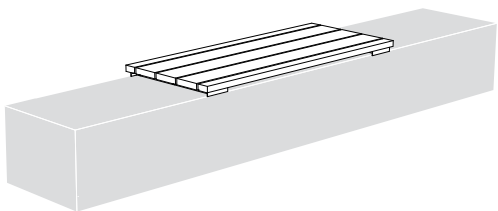
4-person  
platform width



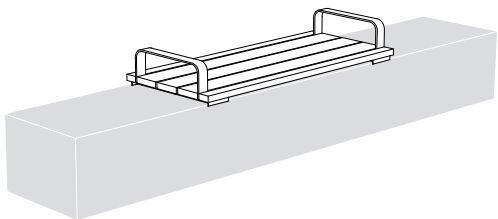
## FORTIS WALL-TOP SEATING RANGE



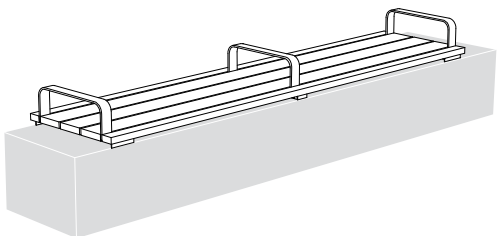
**FTW2B-22L**



**FTW3B-22L**



**FTW3B-22LC**



**FTW3B-4LS**

Illustrations show selected bench assemblies with large timbers in side-to-side arrangement only. Further variations of timber sizes and orientation, platform lengths and armrest positions are available - please complete the 'Fortis Wall-top seating specification' form in this brochure to show your preferred configuration, and we will send you a sketch of your chosen assembly.

### FORTIS WALL-TOP BENCH

Bench platform with iroko timbers large width slats in side-to-side arrangement, on steel subframe in hot dipped galvanised finish, supplied c/w threaded wall anchors and connecting bolts

### SHORT DEPTH BENCH

#### FTW2B-22L

2-person bench platform (no arms), 440mm deep x 1340mm long

#### FTW2B-22LC

2-person bench platform + end arms, 440mm deep x 1340mm long

#### FTW2B-4LS

4-person bench platform + arms & centre arms  
440mm deep x 2540mm long

### STANDARD DEPTH BENCH

#### FTW3B-22L

2-person bench platform (no arms), 590mm deep x 1340mm long

#### FTW3B-22L C

2-person bench platform + end arms, 590mm deep x 1340mm long

#### FTW3B-4LS

4-person bench platform + arms & centre arms,  
590mm deep x 2540mm long

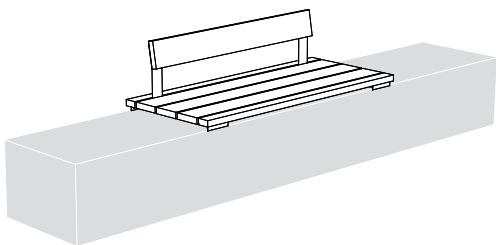
### OPTIONS:

- 2- and 4-person platform widths
- Timber slats in other size options & / or orientations
- Other armrest configurations
- Seat platform support / armrest / backrest support metalwork in galvanised finish where no arms included
- Seat platform support / armrest / backrest support metalwork in triple process coating (PPC) finish where arms are included
- Timbers with oiled or UV protective finish\*

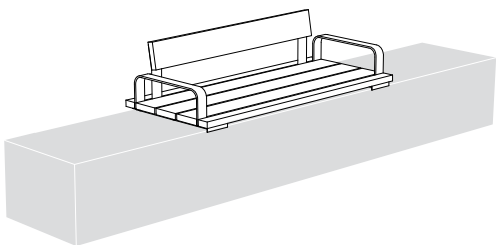
#### \* Oiled / UV protective finish to timbers

Soluble extractives in freshly sawn iroko can leach out when exposed to the elements, causing unsightly staining on freshly cast concrete in particular. When using Fortis seating on concrete walls we recommend that slats are cleansed, treated with a tanin blocker and oiled / sealed to reduce the risk of staining. It may also be advisable to seal the concrete wall onto which the seats are fixed. A UV protective finish alone is not suitable for this purpose.

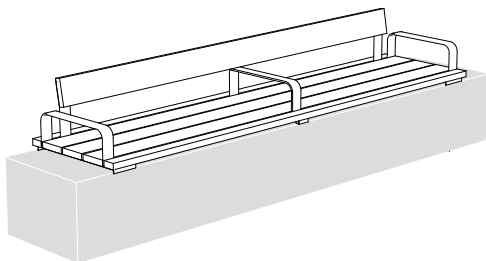
## FORTIS WALL-TOP SEATING RANGE



**FTW3S-22L**



**FTW3S-22LC**



**FTW3S-4LS**

Illustrations show selected seat assemblies with large timbers in side-to-side arrangement only, with full length backrests. Further variations of timber sizes and orientation, platform lengths, arm and backrest positions and backrest heights are available - please complete the 'Fortis Wall-top seating specification' form to show your preferred configuration, and we will send you a sketch of your chosen assembly.

### FORTIS WALL-TOP SEAT

Seat platform + backrest with iroko timbers large width slats in side-to-side arrangement, on steel subframe in hot dipped galvanised finish, supplied c/w threaded wall anchors and connecting bolts

#### FTW3S-22L

2-person bench platform (no arms), 590mm deep x 1340mm long

#### FTW3S-22LC

2-person bench platform + end arms, 590mm deep x 1340mm long

#### FTW3S-4LS

4-person bench platform + arms & centre arms, 590mm deep x 2540mm long

#### OPTIONS:

- 2- and 4-person platform widths
- Timber slats in other size options & / or orientations
- Other armrest configurations
- Seat platform support / armrest / backrest support metalwork in galvanised finish where no arms included
- Seat platform support / armrest / backrest support metalwork in triple process coating (PPC) finish where arms are included
- Timbers with oiled or UV protective finish\*

#### \* Oiled / UV protective finish to timbers


Soluble extractives in freshly sawn iroko can leach out when exposed to the elements, causing unsightly staining on freshly cast concrete in particular. When using Fortis seating on concrete walls we recommend that slats are cleansed, treated with a tannin blocker and oiled / sealed to reduce the risk of staining. It may also be advisable to seal the concrete wall onto which the seats are fixed. A UV protective finish alone is not suitable for this purpose.



## FORTIS WALL-TOP SEATING RANGE

### Versatile add-on seating

While Fortis is ideal for creating continuous wall-top seating, this can be expensive if the walls are long. Using less modules and a variety of seat and bench types in an informal arrangement gives a more interesting visual seating solution and is also more cost effective. In dry conditions people will inevitably use the wall itself as a seating perch, but the addition of Fortis modules provides more comfortable and user-friendly seating, especially when back and armrests are included. Fortis seating platforms can of course also be supplied with dedicated concrete plinths to create new stand-alone walls, either with or without the add-on seating.



# FORTIS WALL-TOP SEATING RANGE

## Fortis seating specifications

Please use this form to select the specification you require for your Fortis range bench or seat. Once completed, simply send it to us and we will provide you with a quotation and 3D drawing of the product assembly by return. If you would like to consider more than one option please send multiple forms, or call us to discuss. Please send completed forms to: email: **sales@furnitubes.com** or fax: **0208 378 3250**

Name: ..... Company: .....

Tel: ..... Email: .....

Project name: ..... Quantity required: .....

### SEAT PLATFORM:

#### Platform depth:

☐ Standard, 590mm

☐ Short, 440mm

#### Platform width:

☐ 2-person

☐ 4-person

#### Steelwork subframe material / finish:

☐ Steel, galvanised finish

☐ Steel, triple process coated, RAL\_\_\_\_\_

☐ Stainless steel, G304, satin polished

☐ Stainless steel, G304, bright polished

☐ Stainless steel, G316, satin polished

☐ Stainless steel, G316, bright polished

#### Seat slat orientation:

☐ Side-to-side

☐ Small (40mm)

☐ Front-to-back

☐ Medium (65mm)

#### Slat finish:

☐ Untreated

☐ Oiled

☐ Large (140mm)

☐ UV protective finish

### OPTIONAL BACKREST:

Backrest supports and subframe material / finish is as per platform subframe as standard. Backrest slat finish is as per seat platform. Backrests are not available with short depth 440mm platforms.

#### Height:

☐ Low

☐ High

#### Backrest slat size:

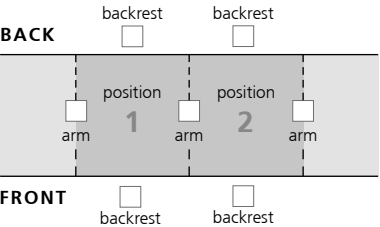
☐ Small (40mm)

☐ Medium (65mm)

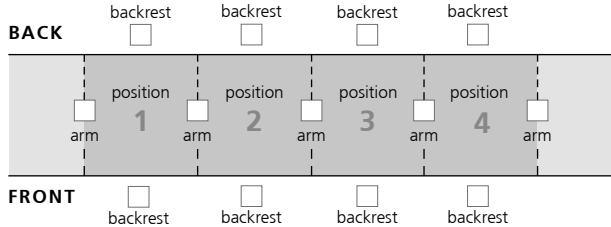
☐ Large (140mm)

Please indicate your requirement for arm(s) and backrest(s) on these diagrams.

### 2-person platform



### 4-person platform



Note: backrests can be used on both sides of the seat platform for a 'kissing seat' type of arrangement, providing the wall is approx 600mm depth.



## ALTA WALL-TOP SEATING RANGE



### Contemporary styled wall-top seating

Alta is a versatile wall-top seating system available in a number of different forms and size options, including flat bench platforms, platforms with back-stops, and full height and enclosed backrests. The back-stop version is unique to the Alta range and is designed to make users aware of the rear edge to the platform and any potential vertical drop beyond, helping to prevent accidental backward falls. Alta products comprise iroko hardwood slats attached to internal steelwork frames and brackets, supplied in a galvanised finish as standard.

Alta Wall-top seating platforms can be installed directly alongside each other or with gaps between, the advantages and disadvantages of which are described below. In both situations sufficient space is required behind platforms (recommended 300mm minimum) to access the rear wall fixings.

#### Directly abutted:

Seating platforms can be installed directly next to each other, or immediately adjacent to any upstand such as a wall, but this will mean that timber slats can only be replaced by removing the whole platform off the wall.

#### With gaps:

Installing platforms with gaps of approximately 100mm between, or to any upstand such as a wall, will allow individual slats to be replaced without the need to remove the whole platform off the wall.


#### Installation:

For both setting out options the platform is fitted to the top of the wall only at 4 points, through brackets that are designed to align with mortar joints of a standard brick-on-edge soldier course, or any homogenous wall construction. Wall fixings are not supplied.

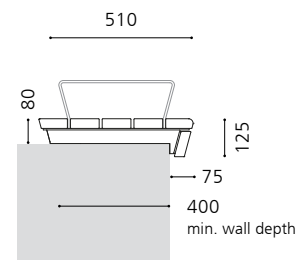
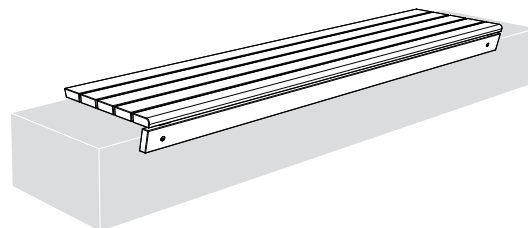
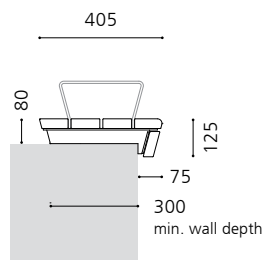
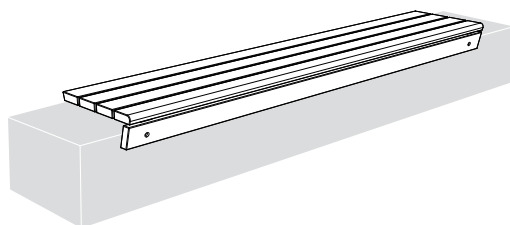
Full installation instructions are provided with the products.



## ALTA WALL-TOP SEATING RANGE



## ALTA WALL-TOP SEATING RANGE



### ALTA WALL-TOP BENCHES

Iroko hardwood slats in smooth planed finish with mild steel substructure and brackets, hot dipped galvanised finish

#### STANDARD DEPTH BENCH PLATFORMS

##### ALW4B-2

1000mm long x 405mm deep

##### ALW4B-3

1500mm long x 405mm deep

##### ALW4B-4

2000mm long x 405mm deep

#### EXTENDED DEPTH BENCH PLATFORMS

##### ALW5B-2

1000mm long x 510mm deep

##### ALW5B-3

1500mm long x 510mm deep

##### ALW5B-4

2000mm long x 510mm deep

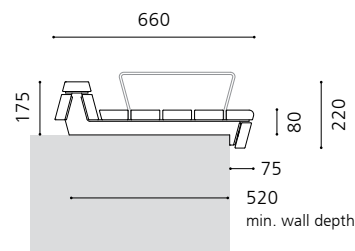
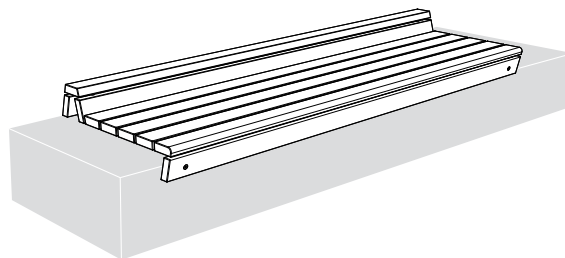
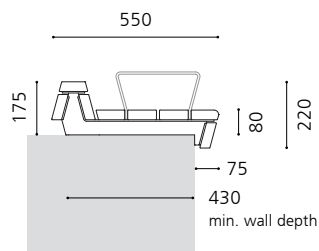
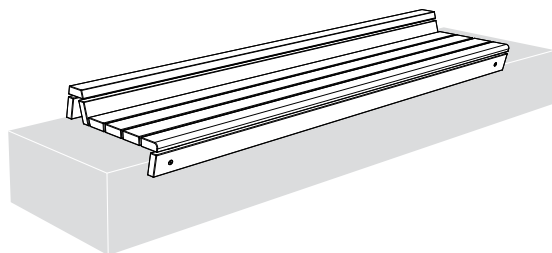
#### OPTIONS (ALL MODELS):

- Armrests, triple process coating (PPC) finish
- Steelwork polyester powder coated to any RAL colour
- Timbers with oiled or UV protective finish\*
- Wall fixing kit

#### \* Oiled / UV protective finish to timbers

Soluble extractives in freshly sawn iroko can leach out when exposed to the elements, causing unsightly staining on freshly cast concrete in particular. When using Alta seating on concrete walls we recommend that slats are cleansed, treated with a tannin blocker and oiled / sealed to reduce the risk of staining. It may also be advisable to seal the concrete wall onto which the seats are fixed. A UV protective finish alone is not suitable for this purpose.

## ALTA WALL-TOP SEATING RANGE



### ALTA WALL-TOP BACK-STOP BENCHES

Iroko hardwood slats in smooth planed finish with mild steel substructure and brackets, hot dipped galvanised finish

#### STANDARD DEPTH BACK-STOP BENCH PLATFORMS

##### ALW4X-2

1000mm long x 550mm deep

##### ALW4X-3

1500mm long x 550mm deep

##### ALW4X-4

2000mm long x 550mm deep

#### EXTENDED DEPTH BACK-STOP BENCH PLATFORMS

##### ALW5X-2

1000mm long x 660mm deep

##### ALW5X-3

1500mm long x 660mm deep

##### ALW5X-4

2000mm long x 660mm deep

#### OPTIONS (ALL MODELS):

- Armrests, triple process coating (PPC) finish
- Steelwork polyester powder coated to any RAL colour
- Timbers with oiled or UV protective finish\*
- Wall fixing kit

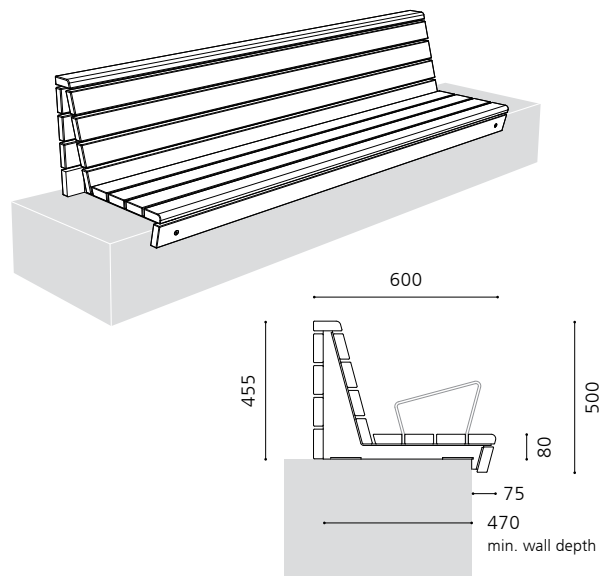
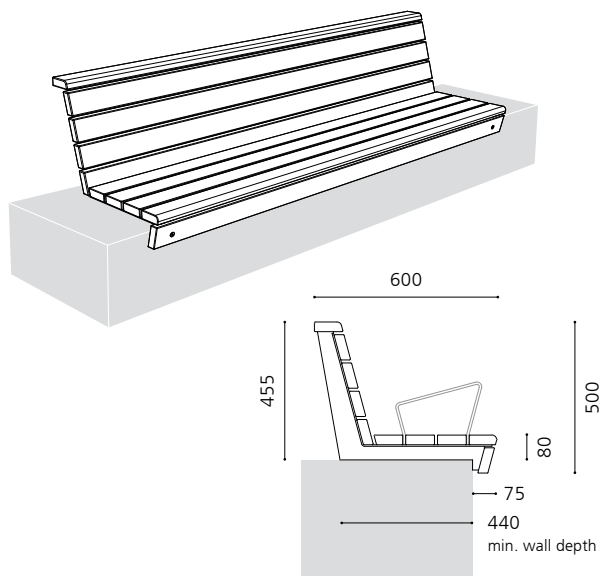
#### \* Oiled / UV protective finish to timbers

Soluble extractives in freshly sawn iroko can leach out when exposed to the elements, causing unsightly staining on freshly cast concrete in particular. When using Alta seating on concrete walls we recommend that slats are cleansed, treated with a tannin blocker and oiled / sealed to reduce the risk of staining. It may also be advisable to seal the concrete wall onto which the seats are fixed. A UV protective finish alone is not suitable for this purpose.





## ALTA WALL-TOP SEATING RANGE



### ALTA WALL-TOP SEATS

Iroko hardwood slats in smooth planed finish with mild steel substructure and brackets, hot dipped galvanised finish

#### OPEN BACK SEATS

##### ALW4S-2

1000mm long x 600mm deep

##### ALW4S-3

1500mm long x 600mm deep

##### ALW4S-4

2000mm long x 600mm deep

#### ENCLOSED BACK SEATS

##### ALW4E-2

1000mm long x 600mm deep

##### ALW4E-3

1500mm long x 600mm deep

##### ALW4E-4

2000mm long x 600mm deep

#### OPTIONS (ALL MODELS):

- Armrests, triple process coating (PPC) finish
- Steelwork polyester powder coated to any RAL colour
- Timbers with oiled or UV protective finish\*
- Wall fixing kit

#### \* Oiled / UV protective finish to timbers

Soluble extractives in freshly sawn iroko can leach out when exposed to the elements, causing unsightly staining on freshly cast concrete in particular. When using Alta seating on concrete walls we recommend that slats are cleansed, treated with a tannin blocker and oiled / sealed to reduce the risk of staining. It may also be advisable to seal the concrete wall onto which the seats are fixed. A UV protective finish alone is not suitable for this purpose.

## ALTA WALL-TOP SEATING RANGE



## CONTOR WALL-TOP SEATING RANGE



### Low profile wall-top seating

This product was originally designed for the Bow School site in east London, as purpose-made straight and curved units for fixing to tiered seating walls around a hard play area. We have now standardised on a single platform module size, which is offered under the Contor name. The product is characterised by its short front-to-back slats and low profile upstand off the wall top. The straight unit is available as a 1115mm long standard dimension, which comfortably accommodates 2 people. Multiple units can be directly abutted to form longer seating lengths. Contor is offered as a simple flat platform with the option of a single central armrest (if backrests are required we suggest using one of our other wall-top seating ranges) but with the advantage over other products that curved modules can be made-to-order to suit radiused walls. Another unique feature of the Contor is that slats can be provided in Wood Plastic Composite (WPC) in addition to more traditional iroko hardwood.

### Setting out

Contor Wall-top seating platforms can be installed directly alongside each other or any upstand to either side, such as a wall, to form a continuous seating surface, or with gaps between if preferred.

### Installation

As standard, the platform is fitted to the top of the wall at 4 points, through the steel sub-frame with slots designed to align with mortar joints of a standard brick-on-edge soldier course, or any homogenous wall construction. Wall fixings are not supplied.

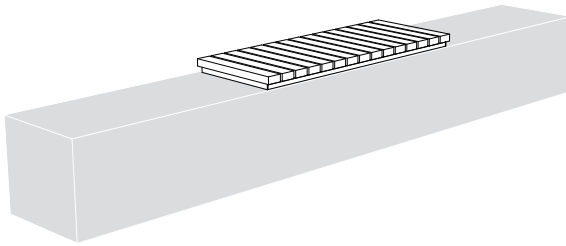
### Replacing timber slats

If the top face of the platform stands proud of the wall onto which it is fixed, and there is clear access to the front and rear, individual slats can be replaced without the need to remove the whole platform off the wall. If access is obstructed, for example if the platform is set flush with paving to the rear as shown in this photograph, the whole platform will need to be removed in order to replace individual slats.

Full installation instructions are provided with the products.

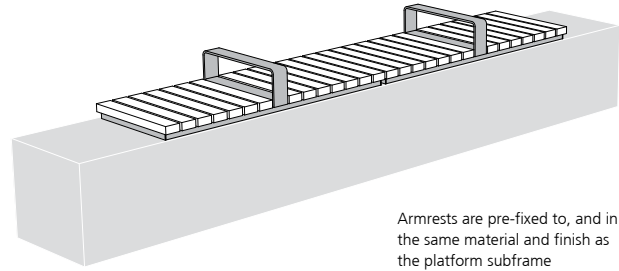


## CONTOR WALL-TOP SEATING RANGE



### CNWFBN-1115

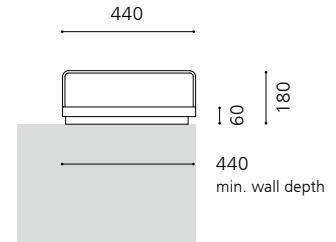
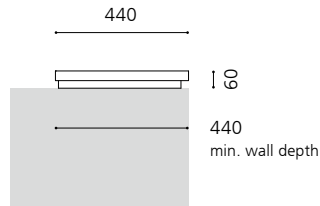
Single unit platform, 1115mm long



Armrests are pre-fixed to, and in the same material and finish as the platform subframe

### CNWFBA-1115 x 2

2 units with armrests installed side-by-side to form platform 2240mm long (any number of additional units can be used to create continuous seating)



### CONTOR WALL-TOP SEATING PLATFORMS

Iroko hardwood slats in smooth planed finish with mild steel substructure and brackets, hot dipped galvanised finish

#### CNWFBN-1115

1115mm long x 440mm deep, no armrests

#### CNWFBA-1115

1115mm long x 440mm deep, with single central armrest in mild steel, hot dipped galvanised finish

#### OPTIONS (ALL MODELS):

- Timbers with oiled or UV protective finish\*
- Wood plastic composite (WPC) slats
- Steelwork polyester powder coated to any RAL colour
- Curved panels to suit site dimensions (minimum centre line radius is 1800mm)

#### \* Oiled / UV protective finish to timbers

Soluble extractives in freshly sawn iroko can leach out when exposed to the elements, causing unsightly staining on freshly cast concrete in particular. When using Contor seating on concrete walls we recommend that slats are cleansed, treated with a tannin blocker and oiled / sealed to reduce the risk of staining. It may also be advisable to seal the concrete wall onto which the seats are fixed. A UV protective finish alone is not suitable for this purpose.



## CONTOR WALL-TOP SEATING RANGE



## CONTOR BESPOKE VERSION

### Case study: Dreamland, Margate

First opened as a pleasure gardens in the late 19th century, Dreamland is a historic amusement park in the seaside town of Margate, Kent. The park's Grade II\* listed near-100-year-old Scenic Railway wooden rollercoaster remains the centrepiece of the park today. Dreamland has undergone a major redevelopment in 2017 and re-opened on a free-to-enter / pay-per-ride basis to encourage higher visitor numbers. Key to the future success of the Dreamland is its programme of music at the new main stage, with a capacity of 15,000 for major events. To the front of the stage is a large 'civic plaza', beyond which is a grassed bank alongside the perimeter of the site that offers perfect views to the stage, with a backdrop of 3m high DREAMLAND letters. An informal arrangement of stone steps and seating has transformed the bank into an attractive amphitheatre-style setting. Furnitubes designed and supplied 250 linear metres of iroko timber-topped seating platforms - based on the standard Contor design, but with slats reorientated in an upright orientation and with the addition of a front panel. The seating was designed on common module sizes and in straight segments at lengths that could be arranged radially to give the impression of curved seating, but without the expense of making individually dimensioned platforms for each seat. As well as offering provision for the main stage music events the amphitheatre seating is proving to be a popular meeting and resting point for day-to-day visitors to Dreamland.





## VARIATIONS & SPECIALS

### Bespoke solutions designed for your site

Whilst our standard wall-top seating products offer a wide range of choices and pricing options, we recognise that some sites demand a tailor-made approach so that products are appropriate in terms of style, functionality and features, dimensions and materials. Furnitubes' designers welcome early input into any new project and are happy to advise on the feasibility of special variations to our standard products and also to offer advice on the technical aspects of your own unique designs. As a project develops we can assist with the detailed design (providing 3d digital models or BIM objects if required) and can advise on issues such as costings and production programming along the way. If you would like to talk us to about a new project please call our Design team today on **020 8378 3222**. Whilst we are confident that we can interpret most requirements via telephone discussions and email exchange, we are happy to visit you in person to discuss the possibilities and options presented by more complex designs.



## GABION-TOP SEATING

### Cost effective walling and seating

Solid masonry walls, whether in brick, blockwork or pre-cast concrete, are all relatively expensive landscape features, and their construction can be disruptive as substantial footings are always required. Gabions, both freestanding and retaining, are an increasingly popular alternative walling system to solid masonry, offering a fairly straightforward and cost effective means of construction. Gabion walls are a visually more interesting solution than most solid masonry walls, but they aren't ideal as a seating surface though, being uncomfortable at best and potentially dangerous at worst as the steel baskets present numerous sharp edges and finger traps. Adding dedicated seating platforms on top of the gabions alleviates this problem and can be a low cost combined wall and seating solution. Furnitubes offers 3 gabion-top seating ranges - the Lapa (the sister product of the Lapa Wall-top) can be retro-fitted to most existing gabions, the Pergone, which comes complete with its own gabion walls, and the Elements which utilises gabion cube baskets as its seat supports.



Find out more about our gabion seating at the following link:  
[https://issuu.com/furnitubes/docs/furnitubes\\_e036-01-15\\_gabion\\_seatin/5?e=0](https://issuu.com/furnitubes/docs/furnitubes_e036-01-15_gabion_seatin/5?e=0)





## WALL-TOP SEATING



View or download other product e-brochures at the following link:

**[www.furnitubes.com/brochures](http://www.furnitubes.com/brochures)**



© Furnitubes

 **Furnitubes®**

3rd Floor, Meridian House, Royal Hill, Greenwich

**LONDON SE10 8RD**

**T:** +44 (0)20 8378 3200

[sales@furnitubes.com](mailto:sales@furnitubes.com)

[www.furnitubes.com](http://www.furnitubes.com)