

# PRODUCT CATALOGUE

2024/2025

CHEFSRANGE.CO.UK





## About us

Chefs Range is a price conscious, yet quality backed by warranty line of catering equipment.

This extensive product range has been carefully curated by Euro Catering Equipment, to ensure any professional kitchen could operate a successful service from prep to plate.











Our Culinary Centre in Northamptonshire has a whole host of Chefs Range equipment ready for demonstration cooking! As well as a Chefs Range showroom where you can find many of the Chefs Range products on display.

We will continue to add products to your portfolio and update and our customers on the latest additions.



## HEAVY DUTY 4 & 6 BURNER GAS RANGES

### FEATURES:

-  Powerful 8.8Kw open burners with FFD.
-  Heavy-Duty Cast-iron grates 12" x 12".
-  Fully Mig welded frame for durability.
-  Oven Thermostatically controlled 120 - 288°C.
-  Oven Fitted with piezo ignition.
-  8.8Kw U Shape burner to oven.
-  Supplied with backsplash and over-shelf.
-  Slide out crumb tray under open burners.
-  Supplied with 2 Oven shelves.
-  Supplied with LPG conversion kit.



**PRODUCT WARRANTY**  
24 months parts  
& 12 months  
labour

### SPECIFICATIONS:

MODEL	OVEN (W X D X H)	EXT DIMS (W X D X H)	GAS	LIST PRICE (ex Vat)
RGR24 - 4 Burner	518 x 655 x 350	609 x 830 x 900/1520	44.2Kw <sup>3/4"</sup>	£1,695.00
RGR36 - 6 Burner	673 x 655 x 350	915 x 830 x 900/1520	61.5Kw <sup>3/4"</sup>	£1,830.00

### ACCESSORIES

RBCASGF Set of castors (2 braked)	£137.00
-----------------------------------	---------



# SINGLE & TWIN TANK TUBE FIRED GAS FRYERS

## FEATURES:

- Single or Twin tank option.
- 3, 4 or 5 Burner options.
- Vertical Cast iron burners each 30,000 btu.
- Burner tubes are fitted with inner baffles for better heat transfer.
- Thermostatically controlled 93-195°C.
- Fitted with high limit stat 232°C.
- Stainless steel fry tank, front door and front hanging basket panel.
- Large cold zone prevents burning of food particles.
- 1½" drain valve with removable drain-pipe.
- Large heavy-duty chrome basket - 2 per tank, 1 on GF120T.
- Fitted with a continuous pilot with FFD.
- Supplied with Lid + crumb mesh.
- Supplied with LPG conversion kit.

## SPECIFICATIONS:

MODEL	LTRS	BURNERS	DIMS (W X D X H)	GAS	LIST PRICE (ex Vat)
GF90 - Single tank.	22	3	395 x 767 x 900/1200	26.5Kw 3/4"	£960.00
GF120 - Single tank.	22	4	395 x 767 x 900/1200	35.5Kw 3/4"	£1,070.00
GF150 - Single tank.	35	5	534 x 767 x 900/1200	44.0Kw 3/4"	£1,225.00
GF120T - Twin tank.	10+10	4	395 x 767 x 900/1200	36.0Kw 2x 3/4"	£1,900.00

## ACCESSORIES













RBCASGF Set of castors (2 braked)	£137.00
RB70700203019 Cleaning Set - Brush + Drain rod + Collector	£28.00





## ELECTRIC COUNTER TOP FRYERS - 3.0KW 13AMP

### FEATURES:

-  Light/Med stainless-steel.
-  Lift out heating elements for easy cleaning - fitted with safety shut-off switch.
-  All fryers fitted with front drain tap.
-  Thermostatically controlled upto 190°C.
-  Fitted with hi-limit safety stat - 230°C.
-  Cool zone helps to increase oil life.
-  Stainless steel front & sides.
-  Supplied with wire mesh crumb collector.
-  Supplied with lids - on the fish fryer this acts as a side drainer shelf when not in use.
-  Fitted with power on and heating Neons.
-  Heavy-duty stainless-steel legs.
-  UK plugs fitted.



DF-8T/3



EF-DF



DF-8T/-2/3













**PRODUCT WARRANTY**  
12 months  
parts only

### SPECIFICATIONS:

MODEL DESCRIPTION	DIMS (W X D X H)	ELEC SUPPLY	KG	LIST PRICE (ex Vat)
DF-8T/3 - 8 Litre	290 x 550 x 410	3.0kw - 13amp	10	£336.00
DF-8T/-2/3 - 8 + 8 Litre	580 x 550 x 410	2 x 3.0kw - 2 x 13amp	17.5	£546.00
EF-DF - 11Ltr Fish fryer	545 x 460 x 355	3.0kw - 13amp	17	£378.00

## SINGLE & TWIN TANK ELECTRIC FRYERS

### FEATURES:

-  Single or Twin tank option.
-  DF10L-2 is a slimline twin tank.
-  Models DF28L + DF28L-2 are fitted with countdown timers with audible alarm.
-  Tilting elements allows easy cleaning.
-  Thermostatically controlled 50-190°C.
-  Fitted with 230°C high limit stat.
-  Stainless steel fry tank, front door and front hanging basket panel.
-  Large cold zone prevents burning of food particles.
-  1½" drain valve with removable drain pipe.
-  Large heavy-duty chrome baskets.
-  Castors supplied as standard on DF28L-2.
-  Supplied with Lid & wire mesh crumb collector.



### SPECIFICATIONS:

MODEL DESCRIPTION	LTRS	DIMS (W X D X H)	SUPPLY - Kw	LIST PRICE (ex Vat)
DF28L - Single tank.	28	400 x 800 x 900/1100	18.0 - 415v	£925.00
DF10-2 - Twin tank.	10+10	400 x 800 x 900/1100	6.0 + 6.0 - 230v	£1,095.00
DF28L-2 - Twin tank.	28+28	800 x 800 x 900/1100	18.0+18.0 - 415v	£1,615.00



## COMPUTER SINGLE ELECTRIC FRYER

### FEATURES:

- Single tank - 28 Litre oil capacity.
- 2 x heavy-duty chrome baskets.
- Computer controls with 10 programmable recipes per basket.
- Preset melting system upto 82°C.
- Programmable "shake" time.
- Tilting elements allows easy cleaning.
- Thermostatically controlled 50-190°C.
- Fitted with 230°C high limit stat.
- Stainless steel fry tank, front door and front hanging basket panel.
- Large cold zone prevents burning of food particles.
- 1 ½" drain valve with removable drain pipe.
- Supplied with Lid & wire mesh crumb collector.

**PRODUCT WARRANTY**  
24 months parts  
& 12 months  
labour
















### SPECIFICATIONS:

MODEL DESCRIPTION	LTRS	DIMS (W X D X H)	SUPPLY - Kw	LIST PRICE (ex Vat)
DF28LD - Single tank.	28	400 x 800 x 900/1100	18.0 - 415v	£1,540.00

## DIGITAL CONTROL ELECTRIC FRYERS WITH INBUILT FILTRATION

### FEATURES:

-  Choice of Single or Double tank.
-  Digital programmable controls with upto 10 Recipe settings with upto 5 phases.
-  Solid fat melt cycle.
-  Programmable "shake" time.
-  Inbuilt oil filtration system with mobile tank.
-  Tilting elements allows easy cleaning.
-  Thermostatically controlled 50-190°C.
-  Fitted with 230°C high limit stat.
-  Large cold zone prevents burning of food particles.
-  1.5mm 304 S/steel exterior - stainless fry tanks.
-  Heavy duty chrome baskets - 2 in 21.5 Ltrs tank.
-  Fitted with casters to the rear as standard.
-  Supplied with Lid.

**PRODUCT WARRANTY**  
24 months parts  
& 12 months labour



### SPECIFICATIONS:

MODEL DESCRIPTION	LTRS	DIMS (W X D X H)	SUPPLY - Kw	LIST PRICE (ex Vat)
ECE126 - Single tank.	21.5	400 x 800 x 900/1230	14.3 - 415v	£3,444.00
ECE213 - Twin tank.	11.5 + 11.5	430 x 800 x 900/1230	14.3 - 415v	£3,749.00
ECE239 - Twin tank.	21.5 + 11.5	600 x 800 x 900/1230	22.0 - 415v	£5,770.00
ECE226 - Twin tank.	21.5 + 21.5	800 x 800 x 900/1230	2 x 14.3 - 415v	£6,416.00
<b>ACCESSORIES</b>				
CXOFEFP - Filter paper - ... Per pack of 50				£126.00



# TOUCHSCREEN ELECTRIC FRYERS WITH INBUILT FILTRATION & AUTOMATIC BASKET LIFT

## FEATURES:

- Choice of Single or Double tank.
- Timed automatic basket lift.
- Touchscreen programmable controls with up to 10 Recipe settings with up to 10 phases.
- Solid fat melt cycle.
- Programmable “shake” time.
- Inbuilt oil filtration system with mobile tank.
- Tilting elements allows easy cleaning.
- Thermostatically controlled 50-190°C.
- Fitted with 230°C high limit stat.
- Large cold zone prevents burning of food particles.
- 1.5mm 304 S/steel exterior - stainless fry tanks.
- Heavy duty chrome baskets - 2 in 21.5 ltr tank.
- Fitted with casters to rear as standard.
- Supplied with Lid.

**PRODUCT  
WARRANTY**  
24 months parts  
& 12 months  
labour












## SPECIFICATIONS:

MODEL DESCRIPTION	LTRS	DIMS (W X D X H)	SUPPLY - Kw	LIST PRICE (ex Vat)
ECEH126L - Single tank.	21.5	400 x 800 x 900/1230	13.5- 415v	£4,058.00
ECEH213L - Twin tank.	11.5 + 11.5	430 x 800 x 900/1230	14.3- 415v	£4,909.00
<b>ACCESSORIES</b>				
CXOFEFP - Filter paper - ... Per pack of 50				£126.00

## ECE16 ELECTRIC COUNTER TOP PRESSURE FRYER - 3.0Kw

### FEATURES:

-  Capacity - 16 Ltr Oil - Upto 3 head of chicken.
-  Basket size - 245mm dia x 210h.
-  Easy to use mechanical controls - one for temperature control + 1 timer.
-  8 psi working pressure - with pressure safety valve.
-  Aluminium alloy lid - strong & light to lift.
-  Fitted with front oil drain off tap with safety latch.
-  Raised edge around the top of the appliance to help prevent oil spills.
-  Stainless steel exterior.
-  UK plugs fitted.



**PRODUCT WARRANTY**  
12 months parts & labour










### SPECIFICATIONS:

MODEL OIL CAP'	DIMS (W X D X H)	ELEC SUPPLY	KG	LIST PRICE (ex Vat)
ECE16 - 16 Litre	380 x 470 x 530	3.0kw - 13amp	19	£875.00



# ECE16B PROGRAMMABLE COUNTER TOP PRESSURE FRYER - 3.0KW

## FEATURES:

-  Pressure fryers cook at a lower temperature, reduce cooking times and retains product moisture
-  Programmable controls with 5 recipe settings
-  Capacity - 16 Litres of Oil - up to 3 Head of chicken (depends on the size of the bird)
-  Multi layered basket - size 245 dia x 210hmm - stainless steel basket
-  Fitted with easy-to-use programmable computer controls
-  8 psi working pressure - with pressure gauge
-  Fitted with front drain off tap with safety latch
-  Raised edge around the edge of appliances reduces oil spill
-  Construction - 1.5mm stainless steel exterior with cast aluminium alloy lid (strong & light to lift)

**PRODUCT WARRANTY**  
12 months parts  
& 12 months labour














## SPECIFICATIONS:

MODEL	CAPACITY	LTRS	DIMS (W X D X H)	SUPPLY - Kw	LIST PRICE (ex Vat)
ECE-16B	3 Head Depends on size of the bird	16.0	380 x 470 x 530	3.0Kw 13amp plug fitted	£895.00

## ECE500 ELECTRIC PRESSURE FRYER WITH FILTRATION

### FEATURES:

-  PFE500 Capacity - 24 ltr - 4/6 head of chicken.
-  Supplied with a tiered basket as standard.
-  Mechanical controls with timer.
-  11psi working pressure.
-  Fitted with pressure gauge & safety release valve.
-  Inbuilt oil filtration system with mobile tank.
-  Temperature range 25 - 190°C.
-  Fitted with 230°C high limit stat.
-  Large cold zone prevents burning of food particles.
-  1.5mm 304 S/steel exterior - stainless fry tanks.
-  Fitted with casters as standard.



**PRODUCT WARRANTY**  
24 months parts  
& 12 months  
labour

### SPECIFICATIONS:

MODEL	CAPACITY	LTRS	DIMS (W X D X H)	SUPPLY - Kw	LIST PRICE (ex Vat)
ECE500	4/6 Head	24.0	400 x 860 x 900/1230	13.5 - 415v	£3,500.00
<b>ACCESSORIES</b>					
CXPFFP Filter paper - ... Per pack of 50					£126.00
PFBRUSH 3 Piece brush cleaning kit					£140.00



# ECE800 ELECTRIC PRESSURE FRYER WITH FILTRATION + COMPUTER CONTROLS

## FEATURES:

- ☞ ECE00 Capacity - 24 ltr - 4/6 head of chicken.
- ☞ Supplied with a tiered basket as standard.
- ☞ Digital Programmable controls - 10 recipes.
- ☞ 11 psi working pressure.
- ☞ Fitted with pressure gauge & safety release valve.
- ☞ Inbuilt oil filtration system with mobile tank.
- ☞ Temperature range 25 - 190°C.
- ☞ Fitted with 230°C high limit stat.
- ☞ Large cold zone prevents burning of food particles.
- ☞ 1.5mm 304 S/steel exterior - stainless fry tanks.
- ☞ Fitted with casters as standard.



**PRODUCT WARRANTY**  
24 months parts  
& 12 months  
labour

## SPECIFICATIONS:





MODEL	CAPACITY	LTRS	DIMS (W X D X H)	SUPPLY - Kw	LIST PRICE (ex Vat)
ECE800	4/6 Head	24.0	400 x 860 x 900/1230	13.5 - 415v	£4,373.00

## ACCESSORIES

CXPFFP Filter paper - ... Per pack of 50	£126.00
PFBRUSH 3 Piece brush cleaning kit	£140.00

## CHICKEN HEATED DISPLAY COUNTERS - PASS THRU'

### FEATURES:

-  Independently controlled Top & Bottom heated displays with pass thru flaps.
-  5 or 6 tray option - tray size 600 x 400mm - pans supplied.
-  Temperature range 65°C - 95°C.
-  Top display - Overhead radiant heat.
-  Bottom display - overhead radiant heat + Humidified bottom heat.
-  Bottom display fitted with a thermometer.
-  Overhead lights to both display - independently controlled.
-  Water supply - plumbed in, with auto-fill or manual fill selector switch.
-  Low water warning light.
-  All stainless-steel construction.

**PRODUCT WARRANTY**  
24 months parts  
& 12 months  
labour



### SPECIFICATIONS:

MODEL	CAPACITY	DIMS (W X D X H)	SUPPLY - Kw	LIST PRICE (ex Vat)
ECE1200	5 Tray	1336 x 750 x 952	2.5Kw - 230v (13amp)	£2,798.00
ECE1600	6 Tray	1736 x 750 x 952	3.9Kw - 230v (17amp)	£3,092.00



## CHIP DUMP - 600MM & 800MM WIDE

### FEATURES:

- Fitted with overhead Ceramic heating element & 2 heat lamps + chip pan heating element.
- Full stainless-steel construction.
- Durable & reliable ceramic heating elements.
- Special design bottom heater for dump pan heating.
- Divider optionally to segregate different products placed in the dump pan.
- Raised edge around dump basket and pre-pack area for easier cleaning.
- Poly carbonate shield for pre-pack to keep packed fries fresh & warm.
- Low wattage rating & less energy consumption
- Easy to clean.

**PRODUCT WARRANTY**  
24 months parts  
& 12 months  
labour








### SPECIFICATIONS:

MODEL	CAPACITY	DIMS (W X D X H)	SUPPLY - Kw	LIST PRICE (ex Vat)
FFB6	600mm + 1 x 1/3GN	600 x 720 x 1500	0.8Kw - 230v (3.5amp)	£985.00
FFB8	800mm + 2 x 1/3GN	800 x 720 x 1500	1.4Kw - 230v (6amp)	£1,125.00

## CHEFS RANGE BT-2P AUTOMATIC BREADING STATION

### FEATURES:

-  Fully automatic sieving of the used flour by a powerful auger-style brush- allows dirty large lumps to be removed from the clean flour and stored in a separate container.
-  Fitted with overhead basket shelf with back splash.
-  Supplied with dipping basket & bowl.
-  Supplied with 2 Plastic flour collection containers ( 1 for cleaned flour and the other for dirty flour).
-  All Stainless-steel finish.

**PRODUCT  
WARRANTY**  
24 months parts  
& 12 months  
labour











### SPECIFICATIONS:

MODEL	CAPACITY	DIMS (W X D X H)	SUPPLY - Kw	LIST PRICE (ex Vat)
BT-2P	1 x Sifting Drum 1 x Dipping Bowl	1152 x 815 x 1175	1.8Kw 230v (6.0amp)	£1,990.00



## SNACK 65 COUNTERTOP GAS BOILING TOPS




### FEATURES:

-  Powerful 7.0Kw open burners with FFD.
-  Heavy-Duty Cast-iron grates 12" x 12".
-  Piezo ignition to each burner.
-  Slide out crumb tray under open burners.
-  Stainless steel front & landing edge.
-  Zinc alloy knob with chrome coating.
-  Heavy-duty stainless-steel legs.
-  Supplied with LPG conversion kit.

**PRODUCT  
WARRANTY**  
12 months parts  
& labour



### OPTIONS:











-  Mobile stand for EHP-2S - POA
-  Mobile stand for EHP-4S - POA
-  Mobile stand for EHP-6S - POA

### SPECIFICATIONS:




MODEL DESCRIPTION	DIMS (W X D X H)	GAS SUPPLY	KG	LIST PRICE (ex Vat)
EHP-2S - 2 Burner	300 x 690 x 340	14.0Kw 3/4"	32	£398.00
EHP-4S - 4 Burner	600 x 690 x 340	28.0Kw 3/4"	57	£620.00
EHP-6S - 6 Burner	900 x 690 x 340	42.0Kw 3/4"	83	£850.00

## SNACK 65 COUNTERTOP GAS MANUAL GRIDDLES

### FEATURES:

-  Powerful 8.8K Steel U shape burners.
-  U Shape burner every 300mm.
-  Manual gas control valve.
-  5/8" Thick smooth griddle plate.
-  Piezo ignition to each burner.
-  Large oil collection tray.
-  Stainless steel front & landing edge.
-  Zinc alloy knob with chrome coating.
-  Heavy-duty stainless-steel legs.
-  Supplied with LPG conversion kit.

### OPTIONS:

-  Mobile stand for ECB16S - POA
-  Mobile stand for ECB24S - POA
-  Mobile stand for ECB36S - POA

### SPECIFICATIONS:

MODEL DESCRIPTION	DIMS (W X D X H)	GAS SUPPLY	KG	LIST PRICE (ex Vat)
EGG16S - 1 Burner	404 x 640 x 340	8.8Kw 3/4"	41	£370.00
EGG24S - 2 Burner	604 x 640 x 340	17.6Kw 3/4"	52	£670.00
EGG36S - 3 Burner	904 x 640 x 340	26.4Kw 3/4"	80	£830.00












**PRODUCT  
WARRANTY**  
12 months parts  
& labour



## SNACK 65 COUNTERTOP GAS RADIANT CHARGRILLS

### FEATURES:

-  Powerful 8.8K Steel U shape burners.
-  U Shape burner every 300mm.
-  Heavy-duty reversible cooking grates.
-  Piezo ignition to each burner.
-  Large oil collection tray.
-  Stainless steel front & landing edge.
-  Zinc alloy knob with chrome coating.
-  Heavy-duty stainless-steel legs.
-  Supplied with LPG conversion kit.

### OPTIONS:

- Mobile stand for ECB24S - POA
- Mobile stand for ECB36S - POA

**PRODUCT  
WARRANTY**  
12 months parts  
& labour













### SPECIFICATIONS:

MODEL DESCRIPTION	DIMS (W X D X H)	GAS SUPPLY	KG	LIST PRICE (ex Vat)
ECB24S - 2 Burner	604 x 640 x 340	17.6Kw <sup>3/4"</sup>	54	£670.00
ECB36S - 3 Burner	904 x 640 x 340	26.4Kw <sup>3/4"</sup>	74	£966.00

## SNACK 65 ELECTRIC BOILING TOPS

### FEATURES:

-  Light/Medium duty use.
-  Pressed top with splash guards to sides and rear.
-  Radiant heating elements 1.5kw each.
-  Elements are hermetically sealed to protect from spillages.
-  Fitted with hi-limit safety stat.
-  Ego controls - 3-step regulator switch.
-  Stainless steel front & sides.
-  Fitted with power on and heating Neons.
-  Heavy-duty stainless-steel legs.
-  UK plugs fitted.

**PRODUCT WARRANTY**  
12 months parts & labour
















### SPECIFICATIONS:

MODEL DESCRIPTION	DIMS (W X D X H)	ELEC SUPPLY	KG	LIST PRICE (ex Vat)
RBEBT2 - 2 ring	400 x 650 x 540	3.0kw - 13amp	19	£499.00
RBEBT4 - 4 ring	600 x 650 x 540	2 x 3.0kw - 2 x 13amp	32	£924.00



## SNACK 65 ELECTRIC CHROME PLATED GRIDDLES - 13AMP

### FEATURES:

-  Light/Medium duty use.
-  Smooth hard chromed plate - easy to clean.
-  Chrome finish stops cross flavours and reduces energy use.
-  10mm thick griddle plate.
-  Cooking area - 400w x 500d for EG40.
-  Cooking area - 600w x 500d for EG60.
-  Thermostatically controlled.
-  Splash guard to 3 sides.
-  Front grease trough & removable drawer.
-  Stainless steel front & sides.
-  Fitted with power on and heating Neons.
-  Heavy-duty stainless-steel legs.
-  UK plugs fitted.



**PRODUCT WARRANTY**  
12 months parts  
& labour















### SPECIFICATIONS:

MODEL DESCRIPTION	DIMS (W X D X H)	ELEC SUPPLY	KG	LIST PRICE (ex Vat)
RBEG40 - Single control	400 x 650 x 540	3.0kw - 13amp	32	£805.00
RBEG60 - Twin control	600 x 650 x 540	2 x 3.0kw - 2 x 13amp	44	£1,003.00

## SNACK 65 ELECTRIC CHARGRILL - 3.0KW 13AMP

### FEATURES:

-  Light/Medium duty use.
-  Cast iron cooking grates.
-  Fitted with water trough - keeps food moist.
-  Front water drain off tap.
-  Stainless steel heating elements lift up for easy cleaning.
-  Cooking area - 350w x 410d for ECG40.
-  Thermostatically controlled.
-  Splash guard to 3 sides.
-  Stainless steel front & sides.
-  Fitted with power on and heating Neon lights.
-  Heavy-duty stainless-steel legs.
-  UK plugs fitted.

**PRODUCT WARRANTY**  
12 months parts & labour




### SPECIFICATIONS:

MODEL	DIMS (W X D X H)	ELEC SUPPLY	KG	LIST PRICE (ex Vat)
RBECG40	400 x 650 x 540	3.0kw - 13amp	44	£655.00

## COUNTER TOP DRY/WET HEAT BAIN MARIE

### FEATURES:

 This Chefs Range BMP44 counter top bain marie is ideal for keeping Soup, Sauces, Beans, Mushy peas etc warm and ready for serving.

**PRODUCT  
WARRANTY**  
12 months  
parts only



### SPECIFICATIONS:

MODEL	CAPACITY	EXT DIMS (W X D X H)	POWER KW	LIST PRICE (ex Vat)
BMP4 - 1 pot	1 x 3.5 Ltrs	210 x 210 x 320	150 watt - 0.625 amp	£160.00
BMP42 - 2 pot	2 x 3.5 Ltrs	415 x 210 x 320	300 watt - 1.4 amp	£280.00
BMP44 - 4 pot	3 x 3.5 Ltrs	415 x 415 x 320	600 watt - 2.0 amp	£525.00
BMP7 - 1pot	1 x 6.5Ltrs	255 x 280 x 320	200 watt - 0.85amp	£180.00
BMP72 - 2pot	2 x 6.5Ltrs	505 x 280 x 320	400 watt - 1.7amp	£295.00
BM205T - 1/1GN	1/1gn x 160mm	355 x 555 x 295	1200 watt - 5amp	£175.00



## RBES28 - ELECTRIC RISE & FALL SALAMANDER GRILL

### FEATURES:

- ❧ Rise & Fall heating block.
- ❧ Grilling area 440w x 320d.
- ❧ Durable alloy heating element.
- ❧ Infinite control switch with continuous function.
- ❧ Stainless steel removable crumb tray.
- ❧ Supplied with wire grid.
- ❧ Cool to touch Bakelite handle.
- ❧ UK plug fitted.

**PRODUCT  
WARRANTY**  
12 months parts  
& labour








### SPECIFICATIONS:

MODEL	GRILL AREA	DIMS (W X D X H)	POWER KW	KG	LIST PRICE (ex Vat)
RBES28	440 x 320	450 x 450 x 500	2.8 - 13amp	52	£525.00

## “DROP IN” INDUCTION HOBS - 3KW PER RING

### FEATURES:

-  Remote controls with 8 Step variable control Knob
-  Power Indicator and “Heat On” light
-  Automatic power off if the unit has not been used after 3 hours
-  4mm thick glass
-  Refer to the website for cut-out sizes








### SPECIFICATIONS:

MODEL	DESCRIPTION	DIMS (W X D X H)	Kw + AMPS	LIST PRICE (ex Vat)
GXDIIH1S-3	1Ring S/S Surround	400 x 400 x 200	3kw - 13amp	£520.00
GXDIIH1G-3	1Ring Flush fit	345 x 345 x 136	3kw - 13amp	£415.00
GXDIIH1W-3	Wok S/S Surround	400 x 400 x 200	3kw - 13amp	£575.00
GXDIIH2S-3	2 Ring S/S Surround	800 x 400 x 200	3kw - 13amp	£1,082.00

## COUNTER TOP INDUCTION HOBS - 3.0KW PER RING

### FEATURES:

-  8 Step variable control Knob.
-  Power Indicator and "Heat On" light.
-  Automatic power off if the unit has not been used after 3 hours.
-  4mm thick glass.
-  Supplied with 4 anti-slip height adjustable feet.



**PRODUCT WARRANTY**  
12 months parts & labour








### SPECIFICATIONS:

MODEL	DESCRIPTION	DIMS (W X D X H)	Kw + AMPS	LIST PRICE (ex Vat)
GXIH1-3	1 Ring	420 x 510 x 180	3kw - 13amp	£336.00
GXIH2-3	2 Ring	800 x 510 x 180	6kw - 2 x 13amp	£672.00
GXIHW-3	1 Wok Ring	420 x 510 x 240	3kw - 13amp	£446.00
GXIH1+W	1 Wok + 1 Ring	800 x 510 x 180	6kw - 2 x 13amp	£720.00



## 70 LINE - COUNTERTOP INDUCTION HOBS - 3.0KW

### FEATURES:

-  Step variable control Knob.
-  Each ring is 3.0kw power.
-  Rectangular Glass area 265 x 520.
-  6mm thick glass.
-  Power Indicator and "Heat On" light.
-  Automatic power off if the unit has not been used after 3 hours.
-  Countertop or Floor standing option.



**PRODUCT WARRANTY**  
24 months parts  
& 12 months  
labour

### SPECIFICATIONS:

MODEL	DESCRIPTION	DIMS (W X D X H)	Kw + AMPS	LIST PRICE (ex Vat)
GXIH2-3/RT	2 Ring	450 x 700 x 330	6.0kw - 230v 2 x 13amp	£1,345.00
GXIH4-3/RT	4 Ring	700 x 700 x 330	12kw - 230v 4 x 13amp	£1,995.00
GXIH6-3/RT	6 Ring	1050 x 700 x 330	18kw - 230v 6 x 13amp	£2,675.00

ALL APPLIANCES MUST BE PLUGGED INTO A SOCKET NOT AN EXTENTION

## 70 LINE - FLOORSTANDING INDUCTION HOBS - 3.0KW

### FEATURES

- 8 Step variable control Knob.
- Each ring is 3.0kw power.
- Rectangular Glass area 265 x 520.
- 6mm thick glass.
- Power Indicator and "Heat On" light.
- Automatic power off if the unit has not been used after 3 hours.
- Countertop or Floor standing option.

**PRODUCT WARRANTY**  
24 months parts  
& 12 months labour







### SPECIFICATIONS:

MODEL	DESCRIPTION	DIMS (W X D X H)	Kw + AMPS	LIST PRICE (ex Vat)
GXIH2-3B/RT	2 Ring	450 x 700 x 850	6.0kw - 230v 2 x 13amp	£1,870.00
GXIH4-3B/RT	4 Ring	700 x 700 x 850	12kw - 230v - 4 x 13amp	£2,510.00
GXIH6-3.5B/RT	6 Ring	1050 x 800 x 850	18kw - 415v 6 x 32amp	£3,270.00

## 70 LINE INDUCTION HOBS - 3.5 OR 5 KW POWER PER RING

### FEATURES:

-  10 Step variable control Knob.
-  Temperature control 60 - 240°C.
-  Temperature indicator panel.
-  4mm thick glass.



**PRODUCT  
WARRANTY**  
24 months parts  
& 12 months  
labour







### SPECIFICATIONS:

MODEL	DESCRIPTION	DIMS (W X D X H)	Kw + AMPS	LIST PRICE (ex Vat)
BE70IH2-3.5	2 Ring C/top	400 x 700 x 310	7.0Kw -230v - 32amp	£1,428.00
BE70IH4-3.5	4 Ring C/top	800 X 700 X 310	7+7Kw -230v - 2 x 32amp	£2,804.00
BE70IH2-5	2 Ring C/top	400 x 700 x 310	10Kw - 415v 16amp	£1,502.00
BE70IH4-5	4 Ring C/top	800 x 700 x 310	20Kw - 415v 32amp	£3,003.00
BE70IH6-5	6 Ring C/top	1200 x 700 x 310	30Kw - 415v 48amp	£4,148.00



## 70 LINE INDUCTION GRIDDLES - COUNTER TOP

### FEATURES:

-  10 Step variable control Knob.
-  Temperature control 80 - 300°C.
-  Polished steel griddle plate.
-  Smooth plate on 400w units.
-  1/3 ribbed plate on 800mm wide unit.
-  Supplied with splashguard to 3 sides.

**PRODUCT  
WARRANTY**  
24 months parts  
& 12 months  
labour











### SPECIFICATIONS:

MODEL	DESCRIPTION	DIMS (W X D X H)	Kw + AMPS	LIST PRICE (ex Vat)
BE70IG400	C/top - Smooth	400 x 700 x 310	5.0kw - 230v - 22A	£1,370.00
BE70IG800	C/top - 1/3 Rib	800 x 700 x 310	5.0kw - 230v - 22A	£1,675.00

## E800C - LOW HEIGHT INDUCTION STOCKPOT

### FEATURE

-  High Power for fast heat up time - 8.0Kw.
-  1 - 11 Power levels 800w - 800w.
-  320mm Diameter cooking ring.
-  Useable Pan size 350 - 400mm diameter.
-  Manual control knob with Indicator light.
-  Electronic overheat safety switch.
-  Supplied with power lead.
-  Stainless steel finish.

**PRODUCT WARRANTY**  
24 months parts  
& 12 months  
labour
















### SPECIFICATIONS:

MODEL	DIMS (W X D X H)	SUPPLY - Kw	LIST PRICE (ex Vat)
BEE800C	556 x 582 x 435	8.0kw - 415v - 16amp supply	£1,140.00

## GXISP-15 INDUCTION STOCKPOT

### FEATURES:

-  Powerful Induction coil can reduce energy costs by up to 50%.
-  430mm diameter glass allows large pots to be used.
-  6mm thick glass.
-  Supplied with backsplash & water fill tap.
-  8 position power selector.
-  LED display with power settings and energy consumption readout.
-  Supplied with 87 ltr container.
-  Heat up time (mains water) energy used:
  -  20 Ltrs - 11 minutes.
  -  40 ltrs - 23mins.
  -  60 ltrs - 35 minutes.
-  IPX6 Rated.
-  Twin turbo fans for cooling electronics.



**PRODUCT WARRANTY**  
24 months parts  
& 12 months  
labour












### SPECIFICATIONS:

MODEL	DIMS (W X D X H)	SUPPLY - Kw	LIST PRICE (ex Vat)
GXISP-15	700 x 650 x 1200	15.0- 415v	£2,835.00



## NTS ELECTRIC HYPER STEAMER OVEN - 1/1GN TRAY SIZE

### FEATURES:

-  Ideal for steaming Veg, Fish, Rice etc.
-  Choice of 2 or 4 tray 1/1gn size 65mm.
-  Fitted with internal boiler - auto fill.
-  Boiler generates steam upto 130°C.
-  4 Programmable recipes can be set.
-  Cook & Hold function.
-  Inbuilt timer - time only starts when steam temperature is reached.
-  Fitted with inbuilt Heat exchanger.
-  Supplied with 4" steel feet - height.
-  Ovens can be Stacked - Need to be ordered as such.
-  Hard water areas a water softener is required.

**PRODUCT WARRANTY**  
24 months parts  
& 12 months labour














### SPECIFICATIONS:

MODEL	DIMS (W X D X H)	SUPPLY - Kw	KG	LIST PRICE (ex Vat)
NTS-2S - 2 x 1/1gn	672 x 650 x 420	4.4kw 230v	53	£2,310.00
NTS-4S - 4 x 1/1gn	672 x 650 x 620	6.4kw 230v	68.5	£3,098.00

## RBDW - DRAWER WARMERS (2 OR 3 DRAWER OPTION)

### FEATURES:

-  Choice of 2 or 3 Drawers.
-  Each drawer individually controlled.
-  Each drawer holds 1/1gn - 150mm deep.
-  1/1gn Pans are supplied.
-  Stainless steel heating elements.
-  Temperature range 65 - 95°C.
-  Humidity control via slide on front.
-  Fitted with analogue thermometer.
-  Cool to touch Bakelite handles.
-  Supplied with 4" steel feet - height adjustable.
-  UK plug fitted.

**PRODUCT  
WARRANTY**  
12 months parts  
& labour




### SPECIFICATIONS:

MODEL	DIMS (W X D X H)	POWER Kw	KG	LIST PRICE (ex Vat)
RBDW2 - 2 drawers	740 x 590 x 630	1.0- 13amp	55	£1,040.00
RBDW3 - 3 drawers	740 x 590 x 885	1.5- 13amp	84	£1,732.00

## INSULATED MOBILE STACKED HOT/COLD HOLDING CABINET

### FEATURES:

-  Ideal for Banqueting, Event catering etc.
-  Capacity - 2 x 6 x 1/1gn 65mm centres.
-  Each oven individually controlled.
-  Gentle fan assisted heating system.
-  Temperature range 65 - 95°C.
-  Keeps food at 73°C for 4 hours or keeps cold food below 4°C for 4 hours.
-  Humidity control via slide on front.
-  Fitted with analogue thermometer.
-  Rugged scratch resistant Polyethylene finish.
-  Supplied with castors.
-  Easily replaceable door seals.
-  UK plug fitted.

**PRODUCT WARRANTY**  
24 months parts  
& 12 months  
labour

















### SPECIFICATIONS:

MODEL	DIMS (W X D X H)	POWER Kw	KG	LIST PRICE (ex Vat)
JDUPC10	465 x 675 x 1330	2 x 1.2 - 13amp	55	£1,880.00



## RBCO3A - ELECTRIC CONVECTION OVEN 3 X 1/2GN

### FEATURES:

-  28 Litre Oven Capacity - 3 x 1/2gn.
-  Shelf size - 325w x 265mm.
-  Supplied with 4 wire shelves.
-  Stainless Exterior & Interior.
-  Shelf centres are 75mm.
-  Temperature range 50-300°C.
-  360°C Hi limit stat.
-  120 minute timer with audible alarm.
-  Drop down oven door.
-  Fitted with interior light.
-  Toughened Double pane "cool to touch" glass door.
-  Rounded corners inside oven allows easy cleaning with removable shelf supports.
-  Supplied with 4 adjustable plastic feet.
-  UK plug fitted.

**PRODUCT WARRANTY**  
12 months  
parts only


















### SPECIFICATIONS:

MODEL	CAPACITY	DIMS (W X D X H)	POWER Kw	KG	LIST PRICE (ex Vat)
RBCO3A	3 x 1/2gn trays	460 x 556 x 460	2.67 - 13amp	27	£441.00

## RBC01A/E - 62 LTR ELECTRIC CONVECTION OVEN

### FEATURES:

-  62 Litre Oven Capacity.
-  Black Enamel oven chamber or S/Steel.
-  Twin motors & heating elements give fast and even cooking results.
-  Supplied with 4 wire shelves.
-  Shelf size - 325w x 450dmm.
-  Shelf centres are 75mm.
-  Temperature range 50-300°C.
-  360°C Hi limit stat.
-  120-minute timer with audible alarm.
-  Drop down oven door.
-  Fitted with interior light.
-  Toughened Double pane "cool to touch" glass door.
-  Rounded corners inside the oven allows easy cleaning with removable shelf supports.
-  Supplied with 4 adjustable plastic feet.
-  UK plug fitted.

**PRODUCT  
WARRANTY**  
12 months  
parts only



### SPECIFICATIONS:

MODEL	DIMS (W X D X H)	POWER Kw	KG	LIST PRICE (ex Vat)
RBC01AE - Enamel Oven	595 x 530 x 570mm	2.67 - 13amp	39	£562.00
RBC01A - S/steel Oven	595 x 530 x 570mm	2.67 - 13amp	39	£624.00

## FRFD66EB - ELECTRIC CONVECTION OVEN + GRILL WITH HUMIDITY

### FEATURES:

-  Capacity - 66 Liter oven chamber.
-  Supplied with 4 wire chromed shelves - 458 x 330mm - can be supplied with aluminium trays as an accessory.
-  Heating - Convected heat with inbuilt grill and humidity control.
-  Digital Controls - 6 Programmable recipe settings with up to 3 phases of cooking modes in each recipe.
-  Stainless steel baffles around the fans direct airflow for maximum performance.
-  Temperature range - Thermostatically controlled  
Temperature range 40 - 260°C.
-  Fitted with hi-limit safety thermostat - set at 340°C.
-  The interior of the oven has radiused corners and removable oven racks for easy cleaning.
-  Construction - Stainless steel oven interior with 430 stainless steel exterior.
-  The unit is fitted with a drop-down hinged door with a vented double pane toughened glass door that is cool to the touch.
-  Fitted with interior oven light.
-  Fitted with 0 - 99 minute timer with audible alarm.
-  Supplied with stainless steel height adjustable legs.
-  In hard water areas a water softener must be fitted.
-  - please contact the office for details.

**PRODUCT  
WARRANTY**  
12 months parts  
& labour



### SPECIFICATIONS:

MODEL	OVEN DIMS (W X D X H)	EXT DIMS (W X D X H)	ELECTRIC	LIST PRICE (ex Vat)
FRFD66EB	66 Ltr - Shelf size 458 x 330	580 x 584 x 558	2.8kw - 230v	£770.00



## RBCO8AD - BAKE OFF OVEN - 4 X 600 X 400MM TRAYS

### FEATURES:

- 4 x 600 x 400mm tray capacity at 75mm centres.
- Fitted with Programmable electronic controls.
- 5 recipes can be stored - with 5 phases of cooking.
- Fitted with humidity control.
- Cook & Hold function.
- Temperature range 50-260°C.
- Fitted with timer.
- Fitted with 2 fans with auto-reverse for even cooking results.
- Drop down door.
- Fitted with interior light.
- Double pane "cool to touch" toughened glass door.
- Rounded corners inside the oven allows easy cleaning with removable shelf supports.
- Stainless steel interior & exterior.
- UK plug fitted.

**PRODUCT  
WARRANTY**  
12 months parts  
& labour



















### SPECIFICATIONS:

MODEL	DIMS (W X D X H)	POWER Kw	KG	LIST PRICE (ex Vat)
RBCO8ADS/3	834 x 672 x 572	3.0 - 13amp	73	£1,250.00

## RBC06A4 1/1GN COOK & HOLD ELECTRIC CONVECTION OVEN

### FEATURES:

-  4 x 1/1gn Capacity.
-  Black enamel oven chamber.
-  Supplied with 4 x 1/1gn wire shelves.
-  80mm Shelf centres.
-  Cook & Hold function.
-  Grill function.
-  Top & Bottom heating elements.
-  Temperature range 50-250° C.
-  Hi limit stat.
-  2 Timers with audible alarm - 1 for Baking (60 mins) 1 for Roasting (180mins).
-  Side opening doors.
-  Fitted with interior light.
-  Double pane "cool to touch" toughened glass door.
-  Rounded corners inside the oven allows easy cleaning with removable shelf supports.
-  Supplied with 4 adjustable plastic feet.
-  UK plug fitted.

**PRODUCT WARRANTY**  
12 months parts  
& labour













### SPECIFICATIONS:

MODEL	DIMS (W X D X H)	POWER Kw	KG	LIST PRICE (ex Vat)
RBC06A - Enamel Oven	796 x 670 x 580	2.85 - 13amp	52	£898.00

## FRFP17AE - COMPACT TWIN DECK PIZZA OVENS WITH PROGRAMABLE CONTROLS

### FEATURES:

-  Mirror finish stainless steel front.
-  Twin deck oven with refractory brick oven base.
-  - will take 1x 16" pizza per deck.
-  Oven dimensions - 415w x 415d x 100h.
-  One or both oven decks can be used.
-  Fitted with top & bottom heating elements to each deck with temperature readout.
-  Thermostatically controlled 50 - 450°C.
-  Programmable controls with up to 6 recipe settings.
-  Fitted with timer - 0 - 99mins.
-  Fitted with interior light.

**PRODUCT  
WARRANTY**  
12 months parts  
& labour















### SPECIFICATIONS:

MODEL	OVEN DIMS (W X D X H)	EXT DIMS (W X D X H)	ELECTRIC	LIST PRICE (ex Vat)
FRFP17AE	415 x 415 x 100	630 x 510 x 535	2.2+2.2kw 2 x 13amp supplies fitted with UK plugs	£830.00



## NTE1620V - IMPINGER AIR 16" CONVEYOR PIZZA OVEN

### FEATURES:

-  Fitted with digital electronic controls - both belt speed and oven temperature can be adjusted.
-  Inbuilt catalytic converter reduces smoke & odours.
-  Impinger forced hot air system allows rapid cooking of various products and gives even oven temperatures.
-  Belt dims - 436d x 1000mm long - the direction of the belt can be set to suit the site conditions.
-  Oven size - 500w x 436d - Operating temperature 30 - 300°C.
-  Belt speed and temperature setting are adjustable.
-  Easy access for cleaning the oven interior - no tools needed.
-  Debris collecting tray is fitted under the conveyor belt and easy removed for cleaning.
-  All stainless-steel construction.
-  Supplied with heavy duty 4" legs,.
-  Supplied with 2 removable extension shelves as standard.
-  Stackable - can be stacked 2 high.

**PRODUCT WARRANTY**  
12 months  
parts only













### SPECIFICATIONS:

MODEL	CAPACITY	DIMS (W X D X H)	POWER Kw	KG	LIST PRICE (ex Vat)
NTE1620V	16" belt	1000 x 821 x 511	6.7Kw -230v 32amp (415v 16amp)	85	£4,770.00

## BH5 + BH7 COUNTERTOP PLANETARY MIXERS

### FEATURES:

-  Choice of 5.5 or 7.5 Litre Capacity.
-  Variable step-less speed control.
-  Stainless steel bowl.
-  Mixing speed 45 - 270rpm.
-  BH5 Kneading capacity - .5Kg.
-  BH7 Kneading capacity - 1.0Kg.
-  Mixing head easily tilts for ease of use.
-  Guard fitted with safety shut-off switch.
-  White enamel painted finish.
-  UK plug fitted.

### OPTIONS:

-  Spare Bowl - £45.00

**PRODUCT WARRANTY**  
Back to base  
12 months  
parts only














### SPECIFICATIONS:

MODEL	CAPACITY	DIMS (W X D X H)	POWER Kw	KG	LIST PRICE (ex Vat)
BH5	5.5 Ltr	250 x 350 x 410	0.3 - 230v	12.5	£510.00
BH7	7.5 Ltr	250 x 350 x 410	0.32 - 230v	14.5	£557.00

## PLANETARY MIXERS 3 SPEED

Heavy duty mixers with gear transmission ideal for Pastry & Sponge mixes, Mashed potato, Sweet sauces & whipping cream

### FEATURES:

-  Choice of 10, 20, 30, 40 or 60-litre capacity.
-  3-speed settings.
-  Gear drive - AD10+20+40, BH30.
-  Lever lift on AD10+20+30, BH30.
-  Large emergency stop button.
-  Water-proof start push button.
-  Stainless steel bowl.
-  Safety features - Open guard safety shut off switch and when the bowl is removed.
-  Painted Silver finish.
-  UK plug fitted.
-  Supplied with - Whisk, Dough hook & beater
- BT60 is supplied with a bowl trolley as standard.



**PRODUCT  
WARRANTY**  
12 months parts  
& labour





# PLANETARY MIXERS

(continued)

## SPECIFICATIONS:

MODEL	LTS/KNEADING	DIMS (W X D X H)	POWER Kw	KG	LIST PRICE (ex Vat)
AD10	10/2kg	370 x 448 x 606	0.45 - 230v	73	£720.00
AD20	20/4kg	440 x 530 x 780	1.1 - 230v	112	£995.00
BH30	30/3.5kg	488 x 545 x 925	1.1 - 230v	120	£1,005.00















## ACCESSORIES

Mobile Stand for BH30 - 470 x 470 x 500h (2 braked castors fitted)	£625.00
Additional bowl for AD10 + AD20	£106.09
Additional bowl for BH30	£140.00

## INSPIRE PLANETARY MIXERS WITH VARIABLE SPEED

Heavy duty spiral mixers for Pizza and Bread dough

### FEATURES:

-  Choice of 30, 40, 50, 60 or 60-litre capacity.
-  Belt drive for quieter operation.
-  Choice of mode; Whisk, Beat or Dough.
-  In each mode there are 10 variable speeds, no need to switch the machine off when changing the speed.
-  Programmable speed setting & time.
-  0 - 98 minute count down timer, for clockwise & counter-clockwise.
-  Large emergency stop button.
-  Stainless steel bowl.
-  Guard fitted with safety shut-off switch.
-  White enamel painted finish.
-  Fitted with lever bowl lift mechanism.
-  Error codes allow the user to check the operation.
-  CRP60 + 80 Supplied with bowl trolley.
-  UK plug fitted.



**PRODUCT  
WARRANTY**  
24 months parts  
& 12 months  
labour












### SPECIFICATIONS:

MODEL	CAPACITY/FLOUR	DIMS (W X D X H)	POWER Kw	KG	LIST PRICE (ex Vat)
CRP30	30 Ltr/7kg	673 x 730 x 1102	1.5 - 230v	123	£2,115.00
CRP40	40 Ltr/9kg	675 x 741 x 1154	1.5 - 230v	128	£2,335.00
CRP60	60 Ltr/25kg	816 x 823 x 1427	2.5 - 230v	338	£5,315.00
CRP60	80 Ltr/30kg	847 x 945 x 1477	2.5 - 230v	348	£5,575.00

## SPIRAL MIXERS WITH FIXED HEAD - SINGLE SPEED

Heavy duty spiral mixers for Pizza and Bread dough

### FEATURES:

-  Choice of 20, 30, 40 or 50-litre capacity.
-  Single speed.
-  Belt drive for quieter operation.
-  Bowl rotates in one direction and the dough hook in the opposite.
-  Mixing speed 207rpm on 20 & 30ltr models 220 on 40 & 50 ltrs models.
-  Flour capacity; 8kg for 20ltr, 12.5kg for 30ltr, 16kg for 40 ltr and 20kg for 50ltr.
-  Large emergency stop button.
-  Stainless steel bowl.
-  Guard fitted with safety shut-off switch.
-  White enamel painted finish.
-  UK plug fitted.

**PRODUCT WARRANTY**  
12 months parts  
& labour



### SPECIFICATIONS:
















MODEL	CAPACITY	DIMS (W X D X H)	POWER Kw	KG	LIST PRICE (ex Vat)
DH20	20 Ltr/8kg	427 x 675 x 853	1.1 - 230v	78	£745.00
DH30	30 Ltr/12kg	432 x 725 x 886	1.5 - 230v	84	£935.00
DH40	40 Ltr/16kg	490 x 754 x 1052	1.6 - 230v	118	£1,129.00
DH50	50 Ltr/20kg	532 x 800 x 1052	2.2 - 230v	127	£1,740.00



## SPIRAL MIXERS WITH VARIABLE SPEED - FIXED HEAD

Heavy duty spiral mixers for Pizza and Bread dough

### FEATURES:

-  Choice of 23, 34, 45, 55 or 66-litre capacity.
-  Belt drive for quieter operation.
-  Programmable Variable speed.
-  Programmable timer.
-  Bowl reverse & Inching function.
-  Bowl rotates in one direction and the dough hook in the opposite.
-  Mixing speed HX20+30; 130 - 320 rpm.
-  Mixing speed HX40; 80 - 280 rpm.
-  Mixing speed HX50+60; 130 - 230 rpm.
-  Large emergency stop button.
-  Stainless steel bowl.
-  Guard fitted with safety shut-off switch.
-  White enamel painted finish.
-  Fitted with castors & height adjustable legs.
-  UK plug fitted.

**PRODUCT WARRANTY**  
12 months parts  
& labour


















### SPECIFICATIONS:

MODEL	CAPACITY	DIMS (W X D X H)	POWER Kw	KG	LIST PRICE (ex Vat)
HX20	23 Ltr/8kg	550 x 730 x 770	1.3- 230v	90	£1,344.00
HX30	34 Ltr/12.5kg	520 x 850 x 860	1.8- 230v	120	£1,990.00
HX40	45 Ltr/20kg	490 x 754 x 1052	2.6 - 230v	145	£2,378.00
HX50	55 Ltr/25kg	680 x 1100 x 1150	3.3 - 230v	170	£2,783.00
HX60	66 Ltr/30kg	720 x 1150 x 1190	3.3 - 230v	185	£4,667.00

## UPRIGHT SINGLE DOOR UPRIGHT FRIDGE & FREEZERS

### FEATURES:

-  Choice of Energy class.
-  Stainless steel Interior & Exterior.
-  Monoblock refrigeration system.
-  Automatic defrost & re-evap of condensate.
-  Digital controls.
-  R290 refrigerant.
-  Temperature range 2/+8°C & -18/22°C.
-  Climate Class 4 rating.
-  Easily replaceable door gasket.
-  60mm thick insulation on GN650 models.
-  80mm thick insulation on PL610 models.
-  Supplied with 3 shelves - 2/1gn size.
-  Fitted with interior light & door lock.
-  Fitted on castors as standard - leg option.
-  UK plug fitted.


















**PRODUCT  
WARRANTY**  
24 months parts  
& 12 months  
labour

### SPECIFICATIONS:

MODEL	CAPACITY	ENERGY CLASS	DIMS (W X D X H)	TEMP 'C	LIST PRICE (ex Vat)
GN650TNPT	650 ltr	D	740 x 830 x 2010	2/+8°C	£1,276.00
GN650BTPT	650 ltr	E	740 x 830 x 2010	-18/-22°C	£1,507.00
PL610TN	605 ltr	A	726 x 865 x 2150	2/+8°C	£1,848.00
PL610BT	605 ltr	B	726 x 864 x 2150	-18/-22°C	£1,965.00
<b>ACCESSORIES</b>					
SS65 - Pair of Shelf supports/runners - GN compatible					£31.50
SH65 - 2/1gn wire shelf					£31.50

## 1/1GN SLIMLINE UPRIGHT SINGLE FRIDGE & FREEZERS

### FEATURES:

-  Slimline design ideal for small kitchens.
-  304 Stainless steel Interior & 201 Exterior.
-  Fan-blown refrigeration system.
-  Pressed inner shelf supports - no shelf clips.
-  Automatic defrost & re-evap of condensate.
-  Digital controls.
-  R290 refrigerant.
-  Temperature range 2/+8°C & -18/22°C.
-  Climate Class 4 rating.
-  Easily replaceable door gasket.
-  60mm thick insulation on GN650 models.
-  Supplied with 3 shelves - 1/1gn size.
-  Fitted with interior light & door lock.
-  Fitted on castors as standard - leg option.
-  UK plug fitted.



**PRODUCT WARRANTY**  
24 months parts  
& 12 months  
labour

















### SPECIFICATIONS:

MODEL	CAPACITY	ENERGY CLASS	DIMS (W X D X H)	TEMP °C	LIST PRICE (ex Vat)
GN280TNV	280 ltr	D	448 x 735 x 2150	2/+8°C	£1,200.00
GN280BTv	280 ltr	D	448 x 735 x 2150	-18/-22°C	£1,430.00
ACCESSORIES					
SH28 - 1/1 wire shelf					£31.50



# BLAST CHILLER/FREEZERS

## FEATURES:

-  Combined Blast Chiller + Freezer.
-  Will accept 1/1gn or 600 x 400mm Bakery Trays.
-  5 or 10 Tray option - Undercounter option.
-  R290 Refrigerant.
-  Digital controls - One touch operation.
-  R290 refrigerant.
-  Temperature range +90/+3°C - +90/-18°C.
-  Hot gas defrost.
-  Fitted with core probe.
-  Radiused corners & removable shelf racks.
-  304 Stainless steel finish.
-  60mm thick insulation.
-  BCB/10E Fitted on castors as standard.
-  All models are 230v 13amp feed - UK plug fitted.

**PRODUCT  
WARRANTY**  
24 months parts  
& 12 months  
labour



## SPECIFICATIONS:

MODEL	CAPACITY	CHILL/FREEZE KG	DIMS (W X D X H)	TEMP °C	LIST PRICE (ex Vat)
BCB/005E	5 Tray	18/11	800 x 700 x 830	+90/+3/-18°C	£3,940.00
BCB/05R (Slimline)	5 Tray	15/10	520 x 850 x 880	+90/+3/-18°C	£4,655.00
BCB/10E	10 Tray	30/20	800 x 820 x 1700	+90/+3/-18°C	£7,920.00

## U/COUNTER & SLIMLINE FRIDGE & FREEZERS

### FEATURES:

- Stainless Exterior with white interior.
- Fan-assisted cooling.
- Automatic defrost & re-evap of condensate.
- Digital Thermostat.
- R290 refrigerant.
- Temperature range 0/+8°C & -18/-22°C.
- Climate class 4 rating.
- Easily replaceable door gasket.
- Reversible door - with recessed handle.
- Self-closing door.
- Supplied with 3 shelves.
- Fitted with interior light & door lock.
- UK plug fitted.

**PRODUCT WARRANTY**  
24 months parts  
& 12 months labour













### SPECIFICATIONS:

MODEL	CAPACITY	REFRIGERANT	DIMS (W X D X H)	TEMP °C	LIST PRICE (ex Vat)
SR20VS	170 - net	R600a	595 x 653 x 870	0/+8°C	£835.00
SF20VS	170 - net	R600a	595 x 653 x 870	-18/-22°C	£861.00
SR40VS	380 - net	R600a	595 x 653 x 1840	0/+8°C	£1,045.00
SF40VS	380 - net	R290	595 x 653 x 1840	-18/-22°C	£1,255.00
SR60VS	590 - net	R600a	775 x 723 x 1840	0/+8°C	£1,202.00
SF60VS	590 - net	R290	775 x 723 x 1840	-18/-22°C	£1,433.00
<b>ACCESSORIES</b>					
SS20/40/60- Shelf clips					£8.40
SH20/40/65 - Wire shelf					£31.50

## 1/1GN SPACE SAVER FRIDGE COUNTERS

### FEATURES:

-  Choice of 1, 2 or 3 doors - with drawer option 1/1gn x 150mm size.
-  Static inbuilt evaporator with fan assisted cooling with automatic defrost.
-  R600a refrigerant.
-  Temperature range 0/+8°C.
-  Climate class 4 rated.
-  Easily replaceable door gasket.
-  304 Stainless steel Interior & Exterior.
-  Supplied with 1 shelf per door - 1/1gn.
-  Fitted on castors.
-  UK plug fitted.



**PRODUCT WARRANTY**  
24 months parts  
& 12 months labour













### SPECIFICATIONS:

MODEL	DIMS (W X D X H)	TEMP °C	KG	LIST PRICE (ex Vat)
SS1H - 1door - flat top	450 x 700 x 850	0/+8°C	108	£693.00
SS1H2D - 2 Drawer - flat top	450 x 700 x 850	0/+8°C	108	£935.00
SS2H - 2 door - flat top	900 x 700 x 850	0/+8°C	240	£798.00
SS2H2D - 1door + 2 Drawer	900 x 700 x 850	0/+8°C	240	£1,155.00
SS3H - 3 door - flat top	1360 x 700 x 850	0/+8°C	340	£1,155.00
<b>ACCESSORIES</b>				
SS3 - Pair of Shelf supports/runners - GN compatible				£31.50
SH3 - 1/1gn wire shelf				£31.50



## 1/1GN SIZE 2 & 3 DOOR FRIDGE COUNTERS

### FEATURES:

-  Choice of counter with flat top or with rear upturn & drawers.
-  Fan assisted cooling with automatic defrost.
-  R600a refrigerant.
-  Temperature range -2/+8°C.
-  Climate class 4 rated.
-  Easily replaceable door gasket.
-  304 Stainless steel Interior & Exterior.
-  Supplied with 1shelf per door - 1/1gn.
-  Fitted on castors.
-  UK plug fitted.

**PRODUCT WARRANTY**  
24 months parts  
& 12 months  
labour



### SPECIFICATIONS:

MODEL	DIMS (W X D X H)	TEMP °C	KG	LIST PRICE (ex Vat)
RC2H - 2 door - flat top	1360 x 700 x 850	-2/+8°C	92	£1,350.00
RC2HU - 2 door - With rear upturn	1360 x 700 x 850	-2/+8°C	92	£1,460.00
RC2H2D - 2 door + 2 Drawers flat top	1360 x 700 x 850	-2/+8°C	98	£1,559.00
RC3H - 3 door - flat top	1795 x 700 x 850	-2/+8°C	112	£1,591.00
RC3HU - 3 door - With rear upturn	1795 x 700 x 850	-2/+8°C	112	£1,675.00
RC3H2D - 3 door + 2 Drawers flat top	1795 x 700 x 850	-2/+8°C	125	£1,780.00
<b>ACCESSORIES</b>				
SS3 - Pair of Shelf supports/runners - GN compatible				£31.50
SH3 - 1/1GN wire Shelf				£31.50

## COMPACT 2 & 3 DOOR PREP COUNTERS

### FEATURES:

- Choice of 2 or 3 door with refrigerated topping well with hinged lid.
- SP216 worktop depth - 453mm.
- SP313 worktop depth - 305mm.
- Static inbuilt evaporator with fan assisted cooling.
- R600a refrigerant.
- Temperature range 0/+8°C.
- Climate class 4 rated.
- Easily replaceable door gasket.
- 304 Stainless steel Interior & Exterior.
- Supplied with 1 shelf per door - 1/1gn.
- Fitted on castors.
- UK plug fitted.

**PRODUCT  
WARRANTY**  
24 months parts  
& 12 months  
labour














### SPECIFICATIONS:

MODEL	WELL G/N	DIMS (W X D X H)	CAPACITY	KG	LIST PRICE (ex Vat)
SP216 - 2 door	5 x 1/6gn	900 x 700 x 970	250 ltrs	90	£856.00
SP316 - 3 door	8 x 1/6gn	1365 x 700 x 970	397 ltrs	108	£1,255.00
SP313 - 3 door	7 x 1/3gn	1365 x 700 x 970	397 ltrs	108	£1,255.00
SH1 - Wire Shelf - 1/1gn size					£31.50
SS1 - Pair of Shelf supports/runners - GN compatible					£31.50
PN13150 - 1/3gn pan - 150mm deep					£14.60
PN16150 - 1/6gn pan - 150mm deep					£11.00

## FULL SIZE 2 & 3 DOOR PREP COUNTERS

### FEATURES:

-  Choice of 2 or 3 door with refrigerated topping well with hinged lid.
-  305mm deep work surface.
-  Fan assisted cooling with automatic defrost.
-  R600a refrigerant.
-  Temperature range -2/+8°C.
-  Climate class 4 rated.
-  Easily replaceable door gasket.
-  304 Stainless steel Interior & Exterior.
-  Supplied with 1 shelf per door - EN.
-  Fitted on castors.
-  UK plug fitted.

**PRODUCT  
WARRANTY**  
24 months parts  
& 12 months  
labour














### SPECIFICATIONS:

MODEL	WELL G/N	DIMS (W X D X H)	CAPACITY	KG	LIST PRICE (ex Vat)
SP270 - 2 door	7 x 1/3gn	1360 x 700 x 1085	265 ltrs	102	£1,659.00
SP370 - 3 door	10 x 1/3gn	1795 x 700 x 1085	406 ltrs	131	£1,885.00
SH3 - Wire Shelf - 1/1gn size					£31.50
SS3 - Pair of Shelf supports/runners - GN compatible					£31.50
PN13150 - 1/3gn pan - 150mm deep					£14.60
PN13L - 1/3gn pan - 150mm deep					£9.45



## COMPACT 2 & 3 DOOR PIZZA PREP COUNTERS

### FEATURES:

-  Choice of 2 or 3 door with refrigerated topping well with hinged lid.
-  Fitted with 453mm granite worktop.
-  Static inbuilt evaporator with fan assisted cooling.
-  R600a refrigerant.
-  Temperature range 0/+8°C.
-  Climate class 4 rated.
-  Easily replaceable door gasket.
-  304 Stainless steel Interior & Exterior.
-  Supplied with 1 shelf per door - 1/1gn.
-  Fitted on castors.
-  UK plug fitted.

**PRODUCT  
WARRANTY**  
24 months parts  
& 12 months  
labour














### SPECIFICATIONS:

MODEL	WELL G/N	DIMS (W X D X H)	CAPACITY	KG	LIST PRICE (ex Vat)
PSH900 - 2 door	5 x 1/6gn	900 x 700 x 970	250 ltrs	113	£935.00
PSH903 - 3 door	8 x 1/6gn	1365 x 700 x 970	395 ltrs	161	£1,085.00
SS1 - Pair of Shelf supports/runners - 1/1gn compatible					£31.50
PN14150 - 1/4gn pan - 150mm deep					£11.55
PN14L - 1/4gn pan lid					£7.35

## COMPACT 3 DOOR PIZZA PREP COUNTER

### FEATURES:

-  Supplied with Topping well - with glass surround.
-  Fitted with Granite worktop - 673mm deep.
-  Static inbuilt evaporator with fan assisted cooling with automatic defrost.
-  R600a refrigerant.
-  Temperature range 2/+8°C.
-  Climate class 4 rated.
-  Easily replaceable door gasket.
-  304 Stainless steel Interior & Exterior.
-  Supplied with 1 shelf per door - 1/1gn.
-  Fitted on castors.
-  UK plug fitted.

**PRODUCT  
WARRANTY**  
24 months parts  
& 12 months  
labour















### SPECIFICATIONS:

MODEL	WELL G/N	DIMS (W X D X H)	CAPACITY	KG	LIST PRICE (ex Vat)
PP3C+ - 3 door	6 x 1/4gn	1365 x 700 x 940/1520	400 ltrs	270	£1,638.00
SH1 - Wire Shelf					£31.50
SS1 - Pair of Shelf supports/runners - 1/1gn compatible					£31.50
PN14150 - 1/4gn pan - 150mm deep					£11.55
PN14L - 1/4gn pan lid					£7.35

## FULL SIZE 2 & 3 DOOR PIZZA PREP COUNTERS

### FEATURES:

-  Choice of 2 or 3 door with refrigerated topping well with glass surround.
-  Granite 773mm deep work surface.
-  600 x 400mm Tray storage.
-  Fan assisted cooling with automatic defrost.
-  R600a refrigerant.
-  Temperature range -2/+8°C.
-  Climate class 4 rated.
-  Easily replaceable door gasket.
-  304 Stainless steel Interior & Exterior.
-  Supplied with 1 shelf per door - EN.
-  Fitted on castors.
-  UK plug fitted.

**PRODUCT WARRANTY**  
24 months parts  
& 12 months  
labour















### SPECIFICATIONS:

MODEL	WELL G/N	DIMS (W X D X H)	CAPACITY	KG	LIST PRICE (ex Vat)
PP2+ - 2 door	5 x 1/3 + 1 x 1/2gn	1510 x 800 x 1435	400 ltrs	305	£2,042.00
PP3+ - 3 door	9 x 1/3gn	2020 x 800 x 1435	600 ltrs	372	£2,809.00
PP3D+ 2 door+7 drawers	9 x 1/3gn	2020 x 800 x 1435	600 ltrs	388	£3,035.00
SH2-Wire Shelf - EN600 x 400					£31.50
SS2 - Pair of Shelf Supports/runners EN Compatible					£31.50
PN13150 - 1/3GN Pan 150mm deep					£14.60
PN12150 - 1/2GN Pan 150mm deep					£17.85



# FULL SIZE 1, 2 & 3 DOOR PREP COUNTERS

## FEATURES:

-  Topping Well - Fitted with a hinged lid it holds 1/6gn Containers up to 150mm deep - Containers are not included in the price.
-  Temperature range 0/+8°C.
-  Refrigeration system - Heavy duty fan-assisted cooling sited at the rear of the counter with auto defrost & self re-evaporation of condensate.
-  Refrigerant - R290a.
-  Climate Class 4 - Maximum ambient 30°C with 55% RH.
-  Defrost - automatic off-cycle defrost.
-  Controls - Dixell Electronic controls.
-  Polypropylene Chopping board.
-  Construction - 304 Stainless steel to interior and 430 stainless steel to exterior (including back).
-  Gaskets - Easily replaceable, with magnetic sealing.
-  Supplied with castors as standard - 2 braked.
-  UK plug fitted.

## SPECIFICATIONS:













MODEL	WELL G/N	DIMS (W X D X H)	CAPACITY	KG	LIST PRICE (ex Vat)
TSSU-29T- Single Door	8 x 1/6gn	737 x 770 x 1150	215 ltrs	89	£1,175.00
TSSU-48T -2 Door	12 x 1/6gn	1230 x 770 x 1150	390 ltrs	125	£1,580.00
TSSU-60T - 2 Door	16 x 1/6gn	1555 x 770 x 1150	505 ltrs	145	£1,800.00
TSSU-70T - 3 Door	18 x 1/6gn	1775 x 770 x 1150	600 ltrs	172	£1,990.00
<b>ACCESSORIES</b>					
PN16150 - 1/6gn container 150mm deep					£11.00

**PRODUCT  
WARRANTY**  
24 months parts  
& 12 months  
labour



## LOW-LEVEL FRIDGE DRAWERS

### FEATURES:

-  Capacity
  - 1 x 1/1gn + 6 x 1/6gn Containers per drawer (Pans included).
  - 3 x 1/1gn pans per drawer.
  - 2 x 1/1gn pans per drawer.
-  Temperature range 0/+8°C.
-  Refrigeration system - Heavy duty fan assisted cooling designed for 30°C ambient operation.
-  Climate Class 4 - Maximum ambient 30°C with 55% RH.
-  Construction - 304 Stainless steel to the exterior (including back) and interior.
-  Gaskets - Easily replaceable, with magnetic sealing.
-  Refrigerant - R290a.
-  Energy rating - C.
-  Defrost - automatic off-cycle defrost.
-  Controls - Electronic controls.
-  Supplied with castors as standard - 2 braked.
-  UK plug fitted

### SPECIFICATIONS:













**PRODUCT WARRANTY**  
24 months parts  
& 12 months  
labour



MODEL	DRAWER G/N	DIMS (W X D X H)	CAPACITY	LIST PRICE (ex Vat)
CB36TN	1 x 1/1 + 6 x 1/6gn per drawer	920 x 820 x 685	72 ltrs	£1,175.00
CB52TN	3 x 1/1gn per drawer	1340 x 820 x 685	131 ltrs	£1,580.00
CB72TN	2 x 1/1gn per drawer	1835 x 820 x 685	178 ltrs	£1,800.00

## LOW-LEVEL FREEZER DRAWERS

### FEATURES:

-  Capacity
  - 1 x 1/1gn + 6 x 1/6gn Containers per drawer (Pans included).
  - 3 x 1/1gn pans per drawer.
  - 2 x 1/1gn pans per drawer.
-  Temperature range -12°C ~ -18°C.
-  Refrigeration system - Heavy duty fan assisted cooling designed for 30°C ambient operation.
-  Construction - 304 Stainless steel to the exterior (including back) and interior.
-  Gaskets - Easily replaceable, with magnetic sealing.
-  Refrigerant - R290a.
-  Climate Class 4 - Maximum ambient 30°C with 55% RH.
-  Energy rating - C.
-  Defrost - automatic defrost.
-  Controls - Electronic controls.
-  Supplied with castors as standard - 2 braked.
-  UK plug fitted.

### SPECIFICATIONS:

**PRODUCT WARRANTY**  
24 months parts  
& 12 months  
labour












MODEL	DRAWER G/N	DIMS (W X D X H)	CAPACITY	LIST PRICE (ex Vat)
CB36BT	1 x 1/1 + 6 x 1/6gn per drawer	920 x 820 x 685	72 ltrs	£1,395.00
CB52BT	3 x 1/1gn per drawer	1340 x 820 x 685	131 ltrs	£1,895.00
CB72BT	2 x 1/1gn per drawer	1835 x 820 x 685	178 ltrs	£2,530.00



## TU - 1/3GN SIZED TOPPING WELLS WITH LID

**PRODUCT WARRANTY**  
24 months parts  
& 12 months  
labour

### FEATURES:

-  Static coil cooling with off cycle defrost.
-  R600a refrigerant.
-  Temperature range +2/+8°C.
-  Climate class 4 rated.
-  Electronic digital control.
-  304 Stainless steel Interior & Exterior.
-  Supplied with 4 adjustable plastic feet.
-  Containers not included.
-  UK plug fitted.












### SPECIFICATIONS:

MODEL & PAN CAPACITY	DIMS (W X D X H)	TEMP 'C	KG	LIST PRICE (ex Vat)
TU100013L - 2 x 1/3gn + 1 x 1/2gn	1000 x 395 x 230	+2/+8°C	44	£606.00
TU120013L - 3 x 1/3gn + 1 x 1/2gn	1200 x 395 x 230	+2/+8°C	44	£680.00
TU140013L - 4 x 1/3gn + 1 x 1/2gn	1400 x 395 x 230	+2/+8°C	49	£709.00
TU150013L - 5 x 1/3gn + 1 x 1/2gn	1500 x 395 x 230	+2/+8°C	52	£720.00
TU160013L - 7 x 1/3gn	1600 x 395 x 230	+2/+8°C	54	£780.00
TU180013L - 8 x 1/3gn	1800 x 395 x 230	+2/+8°C	60	£857.00
<b>ACCESSORIES</b>				
PN13150 - 1/3gn container 150mm deep				£14.60
PN12150 - 1/2gn container 150mm deep				£17.85
PN16150 - 1/6gn container 150mm deep				£11.00
PN14150 - 1/4gn container 150mm deep				£11.55

## COUNTER TOP 1/3GN SIZE HEATED DISPLAYS

### FEATURES:

-  Ideal for Hot Tapas, etc.
-  Front Curved glass.
-  Temperature range +30/+90°C.
-  Sliding doors to rear.
-  Electronic digital control.
-  304 Stainless steel Interior & Exterior.
-  Supplied with 4 adjustable plastic feet.
-  Containers not included.
-  UK plug fitted.

**PRODUCT  
WARRANTY**  
12 months  
parts only











### SPECIFICATIONS:

MODEL & PAN CAPACITY	DIMS (W X D X H)	TEMP 'C	KG	LIST PRICE (ex Vat)
RTR4 - 4 x 1/3gn	773 x 420 x 336	+30/+90°C	16	£450.00
RTR6 - 6 x 1/3gn or 4 x 1/2gn	1127 x 420 x 336	+30/+90°C	22	£550.00
<b>ACCESSORIES</b>				
PN1340 - 1/3gn container 40mm deep				£8.76
PN1240 - 1/2gn container 150mm deep				£12.00

## RTR2D2/D - GRAB & GO HEATED DISPLAY

### FEATURES:

-  2 Tier heated display.
-  Front lift up flaps - keeps heat in.
-  Temperature range 30-85C.
-  Each shelf individually controlled.
-  Rear sliding doors - easy loading.
-  Mirror finish to inner rear to enhance products.
-  Supplied with 4 adjustable plastic feet.
-  UK plug fitted.

**PRODUCT WARRANTY**  
24 months parts  
& 12 months  
labour


















### SPECIFICATIONS:

MODEL	DIMS (W X D X H)	TEMP 'C	POWER - Kw	KG	LIST PRICE (ex Vat)
RTR2D2/D	625 x 470 x 650	+30/+85'C	0.6 - 230	26	£798.00



## RTW/RTR REFRIGERATED + HEATED DISPLAYS

### FEATURES:

-  Curved glass displays.
-  3 Shelves in heated 2 in refrigerated.
-  Height adjustable shelves.
-  Convected heat for heated displays.
-  Fan assisted cooling for fridge units.
-  R600a refrigerant.
-  Auto defrost + self re-evaporation on fridge.
-  Maintenance free condenser on fridge display.
-  Double glazed glass on fridge display.
-  Rear sliding doors - easy loading.
-  Air duct on front glass for fridge display - stops condensation build up.
-  LED Lighting.
-  Both fitted with temperature readout.
-  Supplied with 4 adjustable plastic feet.
-  UK plug fitted.

**PRODUCT  
WARRANTY**  
24 months parts  
& 12 months  
labour


















### SPECIFICATIONS:

MODEL	DIMS (W X D X H)	TEMP 'C	POWER - Kw	KG	LIST PRICE (ex Vat)
RTR120L	678 x 568 x 686	+30/+90'C	1.1- 230v	43	£683.00
RTR160L	856 x 568 x 686	+30/+90'C	1.5- 230v	43	£761.00
RTW120L4	702 x 568 x 686	+0/+10'C	0.3- 230v	57	£961.00
RTW160L4	880 x 568 x 686	+0/+10'C	0.3- 230v	57	£1,040.00

## RTW/RTR-5 REFRIGERATED + HEATED DISPLAYS

### FEATURES:

-  Square glass displays.
-  3 Shelves in heated 2 in refrigerated.
-  Height adjustable shelves.
-  Convected heat for heated displays.
-  Fan assisted cooling for fridge units.
-  R600a refrigerant.
-  Auto defrost + self re-evaporation on fridge.
-  Maintenance free condenser on fridge display
-  Double glazed glass on fridge display.
-  Rear sliding doors - easy loading.
-  Air duct on front glass for fridge display - stops condensation build up.
-  LED Lighting.
-  Both fitted with temperature readout.
-  Supplied with 4 adjustable plastic feet.
-  UK plug fitted.

**PRODUCT WARRANTY**  
24 months parts  
& 12 months  
labour



### SPECIFICATIONS:
















MODEL	DIMS (W X D X H)	TEMP 'C	POWER - Kw	KG	LIST PRICE (ex Vat)
RTR120L5	678 x 568 x 686	+30/+90'C	1.1- 230v	43	£625.00
RTR160L5	856 x 568 x 686	+30/+90'C	1.5- 230v	43	£695.00
RTW120L5	702 x 568 x 686	+0/+10'C	0.3- 230v	57	£890.00
RTW160L5	880 x 568 x 686	+0/+10'C	0.3- 230v	57	£940.00



## RTW/RTR-2 REFRIGERATED + HEATED DISPLAYS

**PRODUCT WARRANTY**  
24 months parts  
& 12 months  
labour

### FEATURES:

-  Curved glass displays.
-  3 Shelves in heated 2 in refrigerated.
-  Height adjustable shelves.
-  Convected heat for heated displays.
-  Fan assisted cooling for fridge units.
-  R600a refrigerant.
-  Auto defrost + self re-evaporation on fridge.
-  Maintenance free condenser on fridge display.
-  Double glazed glass on fridge display.
-  Rear sliding doors - easy loading.
-  Air duct on front glass for fridge display - stops condensation build up.
-  LED Lighting.
-  Both fitted with temperature readout.
-  Supplied with 4 adjustable plastic feet.
-  UK plug fitted.











### SPECIFICATIONS:

MODEL	DIMS (W X D X H)	TEMP 'C	POWER - Kw	KG	LIST PRICE (ex Vat)
RTR130L2	780 x 590 x 686	+30/+90'C	1.1- 230v	50	£750.00
RTW130L2	800 x 590 x 686	+30/+90'C	0.2 - 230v	66	£990.00
RTW201L2	1220 x 590 x 686	+0/+10'C	0.3 - 230v	85	£1,395.00



## RTR SLIMLINE HEATED DISPLAYS

### FEATURES:

-  Curved Front glass heated displays.
-  3 Height adjustable shelves.
-  Fitted with water humidity tray.
-  Illuminated top box with decals.
-  Rear hinged doors - easy loading.
-  LED Lighting.
-  Fitted with temperature readout.
-  Supplied with 4 adjustable plastic feet.
-  UK plug fitted.

**PRODUCT WARRANTY**  
24 months parts  
& 12 months labour












### SPECIFICATIONS:

MODEL	DIMS (W X D X H)	TEMP 'C	POWER - Kw	KG	LIST PRICE (ex Vat)
RTR97L	460 x 448 x 785	+30/+90'C	0.8 - 230v	22	£650.00
RTR137L	645 x 487 x 785	+30/+90'C	0.8 - 230v	22	£790.00

# RTR220L - SLIMLINE GRAB & GO HEATED DISPLAY

## FEATURES:

-  4 Tier heated display.
-  Fan assisted heating system.
-  Temperature range 30-80C.
-  Height adjustable shelves.
-  Fitted with castors - 2 with brakes.
-  Mirror finish to inner rear to enhance products.
-  LED interior lighting.
-  Stainless steel finish.
-  UK plug fitted.



**PRODUCT  
WARRANTY**  
24 months parts  
& 12 months  
labour

## SPECIFICATIONS:

MODEL	DIMS (W X D X H)	TEMP 'C	POWER - Kw	KG	LIST PRICE (ex Vat)
RTR220L	495 x 600 x 1745	+30/+80'C	2.0 - 230v	57	£1,638.00

# RTS220L - SLIMLINE GRAB & GO FRIDGE DISPLAY

## FEATURES:

- 4 Tier refrigerated display.
- 3 Height adjustable stainless-steel shelves.
- Mirror finish to inner rear to enhance products.
- Fan assisted Cooling system.
- Temperature range +2/+10°C.
- R290 refrigerant.
- Auto defrost.
- Auto re-evaporation of condensate.
- Fitted with night blind.
- Fitted with castors - 2 with brakes.
- LED interior lighting.
- Stainless steel finish.
- UK plug fitted.



**PRODUCT  
WARRANTY**  
24 months parts  
& 12 months  
labour














## SPECIFICATIONS:

MODEL	DIMS (W X D X H)	TEMP °C	POWER - Kw	KG	LIST PRICE (ex Vat)
RTS220L	495 x 600 x 1745	+2/+10°C	1.4- 230v	57	£1,764.00



## RTS200L - LOW LEVEL GRAB & GO FRIDGE DISPLAY

### FEATURES:

-  3 Tier refrigerated display.
-  2 Height adjustable stainless-steel shelves.
-  Mirror finish to the inner rear to enhance products.
-  Fan assisted Cooling system.
-  Temperature range +2/+10°C.
-  R290 refrigerant.
-  Auto defrost.
-  Auto re-evaporation of condensate.
-  Fitted with night-blind.
-  Fitted with castors - 2 with brakes.
-  LED interior lighting.
-  Stainless steel finish.
-  UK plug fitted.

**PRODUCT WARRANTY**  
24 months parts  
& 12 months  
labour



### SPECIFICATIONS:

MODEL	DIMS (W X D X H)	TEMP °C	POWER - Kw	KG	LIST PRICE (ex Vat)
RTS200L	1000 x 635 x 1250	+2/+10°C	1.4 - 230v	115	£2,425.00

# RTS250L - GRAB & GO FRIDGE DISPLAY

## FEATURES:

- 4 Tier refrigerated display.
- 3 Height adjustable stainless-steel shelves.
- Mirror finish to inner rear to enhance products.
- Fan assisted Cooling system.
- Temperature range +2/+10°C.
- R290 refrigerant.
- Auto defrost.
- Auto re-evaporation of condensate.
- Fitted with night blind.
- Fitted with castors - 2 with brakes.
- LED interior lighting.
- Stainless steel finish.
- UK plug fitted.



**PRODUCT WARRANTY**  
24 months parts  
& 12 months labour



## SPECIFICATIONS:

MODEL	DIMS (W X D X H)	TEMP °C	POWER - Kw	KG	LIST PRICE (ex Vat)
RTS250L	610 x 754 x 1755	+2/+10°C	1.4- 230v	57	£2,265.00

















## AF - UNDERCOUNTER GLASSWASHER DOUBLE SKIN WASH TANK & DOOR

### FEATURES:

-  Basket size; - 400 x 400- 450 x 450 - 500 x 500mm with a load height of 290mm. - 340 on the 500 x 500 basket
-  Output - Up to 40 baskets/hour.

### Standard features;

-  Inbuilt water softener - this can be set to suit the hardness of the water
-  Electric Detergent & Rinse aid pumps.
-  Drain pump fitted as standard.
-  Removable surface filters.
-  Anti back-flow valve.
-  Automatic filling.
-  Plastic wash pump filter, protects the pump from risk of blockage - removable for cleaning.
-  Front control panel slides out to allow easy access for maintenance.
-  Component diagnosis - the engineer can test if all components are working correctly reducing repair times.
-  Automatic end-of-day self-cleaning of water tank.
-  Soft start operation of wash pumps - increases pump life.
-  Removable stainless-steel wash and rinse arms to top and bottom.
-  Door microswitch - stops wash arms rotating when door is opened.
-  Component diagnosis function - a service engineer can check which components need attention.



**PRODUCT  
WARRANTY**  
24 months parts  
& 12 months  
labour



### SPECIFICATIONS:

MODEL	BASKET SIZE	BASKET PER HOUR	DIMS (W X D X H)	POWER	LIST PRICE (ex Vat)
AF40.30ESILS	400 x 400mm	40 BASKETS	455 x 550 x 690	3.0Kw 13amp	£2,095.00
AF45.30ESI	450 x 450mm	40 BASKETS	503 x 571 x 750	3.0Kw 13amp	£2,235.00
AF50.35ESIM	500 x 500mm	40 BASKETS	600 x 630 x 815	3.0Kw 13amp	£2,430.00

These Chefs Range AF.... Undercounter glasswashers are manufactured with a double-skinned wash tank and door helping to reduce both Noise and Energy consumption. Fitted with Electronic controls, Green function during non-washing cycles, Soft start wash pump function and detergent, rinse aid and drain pumps as standard. Supplied with 2 baskets



# AS - UNDERCOUNTER GLASSWASHER FULLY DOUBLE SKIN BODY



**PRODUCT WARRANTY**  
24 months parts  
& 12 months  
labour



## SPECIFICATIONS:

MODEL	BASKET SIZE	BASKET PER HOUR	DIMS (W X D X H)	POWER	LIST PRICE (ex Vat)
AS45.30EPI SD	450 x 450mm	40 BASKETS	503 x 571 x 750	3.0Kw 230v	£2515.00



This Chefs Range AS50.35EPI SD undercounter glasswasher is manufactured with a double-skinned door and body helping to reduce both Noise and Energy consumption. Fitted with Electronic controls, Green function during non-washing cycles, Soft start wash pump function and detergent, rinse aid and drain pumps as standard.

AS50.35EPIM	500 x 500mm	40 BASKETS	600 x 700 x 815	3.0Kw 230v	£2890.00
-------------	-------------	------------	-----------------	------------	----------

















These Chefs Range AS... Undercounter glasswashers is manufactured with a double-skinned body, wash tank and door helping to reduce both Noise and Energy consumption. Fitted with Electronic controls, Green function during non-washing cycles, Soft start wash pump function and detergent, rinse aid and drain pumps as standard. Clean wash system is a standard feature. Supplied with  
1 plate basket 1 flat basket 1 Cutlery basket

# AS - UNDERCOUNTER GLASSWASHER FULLY DOUBLE SKIN

## FEATURES:

-  Basket size; - 500 x 500mm -600 X 400mm with a load height of 340mm.
-  Output - Up to 40 baskets/hour.

## Standard features;

-  SD Clean water system - each time a rinse cycle is activated the equivalent dirty water is pumped out from the bottom of the wash tank, this means that the dirty water is pumped out and fresh rinse water is constantly topping up the wash tank water.
-  Inbuilt water softener - this can be set to suit the hardness of the water
-  Electric Detergent & Rinse aid pumps
-  Drain pump fitted as standard
-  Removable primary surface tank filters - collect larger items (forks, spoons etc) preventing them entering the wash tank
-  Plastic wash pump filter, protects the pump from risk of blockage - removable for cleaning
-  Front control panel slides out to allow easy access for maintenance
-  Component diagnosis - the engineer can test if all components are working correctly so reducing repair times
-  Automatic end of day self-cleaning of water tank
-  Soft start operation of wash pumps - increases pump life
-  Removable stainless-steel wash and rinse arms to top and bottom
-  Automatic filling
-  Door microswitch - stops wash arms rotating when door is opened
-  Anti back flow valve
-  Component diagnosis function - a service engineer can check which components need attention
-  Supplied with 2 baskets

**PRODUCT  
WARRANTY**  
24 months parts  
& 12 months  
labour

## AF - UNDERCOUNTER DISHWASHER DOUBLE SKIN WASH TANK & DOOR

### FEATURES:

- Basket size; - 450 x 450 - 500 x 500mm , load height of 290 - 340mm.
- Output - Up to 40 baskets/hour.

### Standard features;

- Inbuilt water softener - this can be set to suit the hardness of the water.
- Electric Detergent & Rinse aid pumps.
- Drain pump fitted as standard.
- Removable surface filters.
- Anti back-flow valve.
- Automatic filling.
- Plastic wash pump filter, protects the pump from risk of blockage - removable for cleaning.
- Front control panel slides out to allow easy access for maintenance.
- Component diagnosis - the engineer can test if all components are working correctly reducing repair times.
- Automatic end-of-day self-cleaning of water tank.
- Soft start operation of wash pumps - increases pump life.
- Removable stainless-steel wash and rinse arms to top and bottom.
- Door microswitch - stops wash arms rotating when door is opened.
- Component diagnosis function - a service engineer can check which components need attention.
- Supplied with 1 plate basket 1 flat basket + 1 x Cutlery basket

**PRODUCT  
WARRANTY**  
24 months parts  
& 12 months  
labour



### SPECIFICATIONS:

MODEL	BASKET SIZE	BASKET PER HOUR	DIMS (W X D X H)	POWER	LIST PRICE (ex Vat)
AF45.30ESIDW	450 x 450mm	40 BASKETS	503 x 571 x 750	3.0Kw 13amp	£2,235.00
This Chefs Range AF45.30ESIDW Undercounter dishwasher is manufactured with a double-skinned wash tank & door helping to reduce both Noise and Energy consumption. Fitted with Electronic controls, Green function during non-washing cycles, Soft start wash pump function and detergent, rinse aid and drain pumps as standard.					
AF50.35ESIMDW	500 x 500mm	40 BASKETS	600 x 630 x 815	3.0Kw 13amp	£2,430.00
This Chefs Range AF50.35ESIM Undercounter glasswasher is manufactured with a double-skinned wash tank and door helping to reduce both Noise and Energy consumption. Fitted with Electronic controls, Green function during non-washing cycles, Soft start wash pump function and detergent, rinse aid and drain pumps as standard.					



## AS - UNDERCOUNTER DISHWASHER FULLY DOUBLE SKIN, WITH BREAKTANK



**PRODUCT  
WARRANTY**  
24 months parts  
& 12 months  
labour






### SPECIFICATIONS:

MODEL	BASKET SIZE	BASKET PER HOUR	DIMS (W X D X H)	POWER	LIST PRICE (ex Vat)
AS50.35EPIPRS SD	500 x 500mm	40 BASKETS	600 x 630 x 815	6.75Kw 230v(32amp) 415v (16amp)	£3,300.00
AS60.40EPIPRSSD	600 x 500mm	40 BASKETS	600 x 700 x 815	6.68Kw 230v (32amp) 415v (16amp)	£3,500.00
AS60.40EPIPHRSSD	600 x 500mm	40 BASKETS	600 x 700 x 1260	6.68Kw 230v (32amp) 415v (16amp)	£4060.00

These Chefs Range AF.... Undercounter dishwashers are manufactured with an inbuilt break tank, double-skinned body, wash tank and door helping to reduce both Noise and Energy consumption. Fitted with Electronic controls, Green function during non- washing cycles, Soft start wash pump function and detergent, rinse aid and drain pumps as standard. Clean wash system is a standard feature


















# AS - UNDERCOUNTER DISHWASHER FULLY DOUBLE SKIN, WITH BREAKTANK

## FEATURES:

-  Basket size; - 500 x 500mm - with a load height of 340mm. (can take 1/1gn with special basket AR2040-0003)
-  Basket size; - 600 x 500mm - with a load height of 415mm. (will take 600 x 400 bakery tray + 1/1gn)
-  Output - Up to 40 baskets/hour.


















**PRODUCT  
WARRANTY**  
24 months parts  
& 12 months  
labour

## Standard features;

-  WRAS approved - Inbuilt break tank with rinse booster pump
-  SD Clean water system - each time a rinse cycle is activated the equivalent dirty water is pumped out from the bottom of the wash tank, this means that the dirty water is pumped out and fresh rinse water is constantly topping up the wash tank water.
-  Inbuilt water softener - this can be set to suit the hardness of the water
-  Electric Detergent & Rinse aid pumps
-  Drain pump fitted as standard
-  Removable primary surface tank filters - collect larger items (forks, spoons etc) preventing them entering the wash tank
-  Plastic wash pump filter, protects the pump from risk of blockage - removable for cleaning
-  Front control panel slides out to allow easy access for maintenance
-  Component diagnosis - the engineer can test if all components are working correctly so reducing repair times
-  Automatic end of day self-cleaning of water tank
-  Soft start operation of wash pumps - increases pump life
-  Removable stainless-steel wash and rinse arms to top and bottom
-  Automatic filling
-  Door microswitch - stops wash arms rotating when door is opened
-  Anti back flow valve
-  Component diagnosis function - a service engineer can check which components need attention
-  Supplied with 1 plate baskets 1 flat basket + cutlery basket

## HOOD DISHWASHER BUILT-IN SOFTENER - DOUBLE SKIN

### FEATURES:

-  Output - Up to 60 baskets/hour.
-  Basket size; - 500 x 500mm with a load height of 450mm.
- Standard features;**
-  Inbuilt water softener - this can be set to suit the hardness of the water.
-  Electric Detergent & Rinse aid pumps.
-  Removable primary surface tank filters - collects larger items (forks, spoons etc) preventing them entering the wash tank .
-  Plastic wash pump filter, protects the pump from risk of blockage - removable for cleaning.
-  Self wash vertical pump.
-  Component diagnosis - the engineer can test if all components are working correctly so reducing repair times.
-  WRAS approved - Inbuilt break tank with rinse booster pump.
-  Automatic end of day self cleaning of water tank.
-  Soft start operation of wash pumps - increases pump life.
-  Removable stainless-steel wash and rinse arms to top and bottom.
-  Automatic filling.
-  Auto start/stop when lid is opened/closed.
-  Anti back flow valve.
-  Component diagnosis function - a service engineer can check which components need attention.
-  Supplied with 2 Plate baskets 1 x flat basket & 2 x Cutlery basket

**PRODUCT WARRANTY**  
24 months parts  
& 12 months  
labour



### SPECIFICATIONS:


MODEL	BASKET SIZE	BASKET PER HOUR	DIMS (W X D X H)	POWER	LIST PRICE (ex Vat)
AH800ESIPRSDD	500 x 500mm	60 BASKETS	760 x 793 x 1969	6.75Kw 230v (32amp) 415v (16amp)	£4,300.00
This Chefs Range AH800ESIPRSDD WRAS approved Hood dishwasher is manufactured with a double skinned wash tank helping to reduce both Noise and Energy consumption. Fitted with Inbuilt water softener, Electronic controls, Green function during non washing cycles, Soft start wash pump function, detergent and rinse aid pumps are fitted as standard, drain pump can be fitted as an option					
AH800ESIESDD+	500 x 500mm	60 BASKETS	760 x 793 x 2254	6.75Kw 230v (32amp) 415v (16amp)	£6,540.00
This Chefs Range AH800ESIEDDD+ WRAS approved Hood dishwasher is manufactured with an inbuilt heat recovery system which captures steam and uses that steam to preheat the incoming water, it is also fitted with a double skinned wash tank and body helping to reduce both Noise and Energy consumption. Fitted with Inbuilt water softener, Electronic controls, Green function during non washing cycles, Soft start wash pump function, detergent and rinse aid pumps are fitted as standard, with drain pump option.					








# Euro Catering



 Birmingham Airport  
50 min

 East Midlands Airport  
50 min

 Rugby Train Station  
20 min

 Long Buckby  
Train Station  
15 min



ROYAL OAK  
INDUSTRIAL  
ESTATE

Daventry  
Country  
Park

Norton

Borough Hill

Stefen Way

M425

A361

A425

A425

A425

A5

M1

M6

M6

M45

M45


A5

A5

A5

 Stansted Airport  
1h50

 London  
2h

 Bus station

**Euro Catering Equipment**  
Unit 4, Egerton Close  
Drayton Fields  
Daventry  
NN11 8PE