


1178



Air driven centrifugal pump designed for low flow applications. Stainless steel rods, endplate and discharge tube. Delrin vollute. Lightweight and easy to clean. This pump is available with a 9" lid for a 2 gallon container or an 11" hinged lid (shown) for a 3 gallon container.

Parts

091	Impeller
026	Volute
01609	Shaft
021	End plate
1-18	Gasket
00309	Rod(3)
031	11" lid
038	9" lid
105	Mounting ring
6-1078	Air motor
071	Discharge tube
1015-5	Ball valve
1013-5	Hosetail
1000-1	Air inlet valve

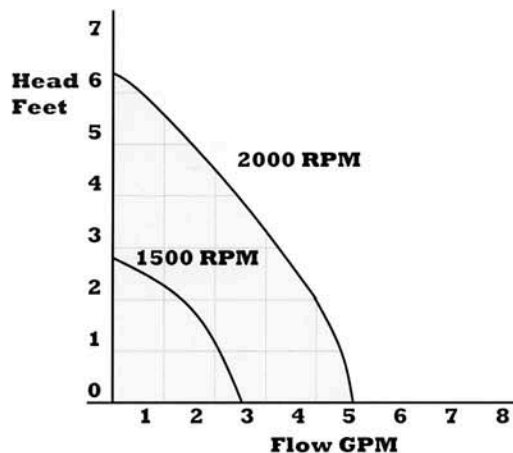
105



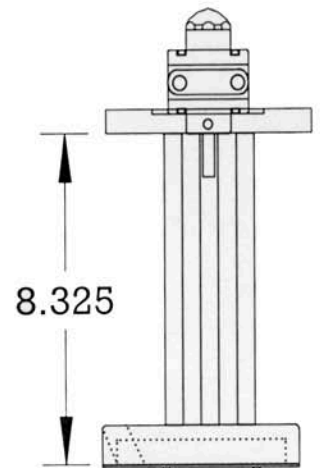
00309



026



Stainless steel containers are available for the 11" hinged lid. Complete with handles and a cover. Model 84140 shown.



Weight
8 Ib/ 3.6Kg

Lubrication :

- 1 Set pressure knob on FRL to 35 psi. This will need to be set up after the pump is running in order to obtain the required flow rate from the pump.
- 2 Gradually open the needle flow valve until the required flow is achieved.
- 3 Ensure oil reservoir does not run dry.
- 4 DO NOT empty the filter or fill lubricator when air is still in the line.
- 5 Use a detergent SAE#10 Automotive Engine Oil.
- 6 The FRL unit must be installed just ahead of the air motor. It should be adjusted to feed one drop of oil for every 50-75cfm of air going through the motor. Lubrication is necessary for all internal moving parts and rust prevention. Excessive moisture in the air line can cause rust formation in the motor and might also cause ice to form in the muffler due to expansion of air through the motor.



Part number
1000 FRL