

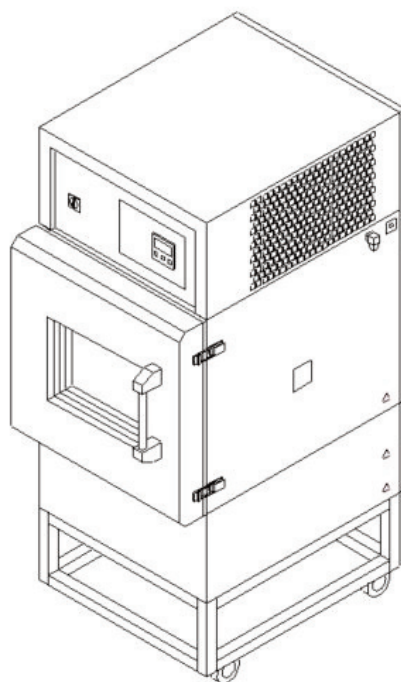
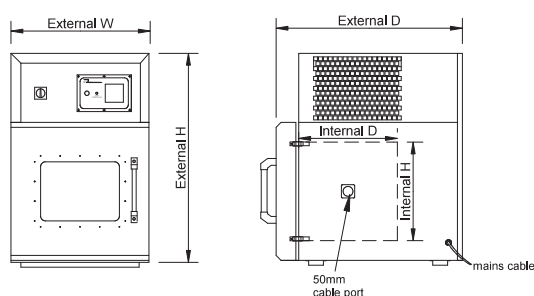


**JAMES TECHNICAL SERVICES LTD**  
TEST CHAMBERS & TESTING EQUIPMENT

All of our standard range include an access port, programmable temperature or temperature and humidity controller with standard ethernet interface and a shelf. Optional extras such as different controller interfaces, higher temperature ranges of 180°C, and a multi-glazed window with light, access ports are available. A full range of optional extras are available on enquiry. If you would like to know more, or have any questions, please get in touch.

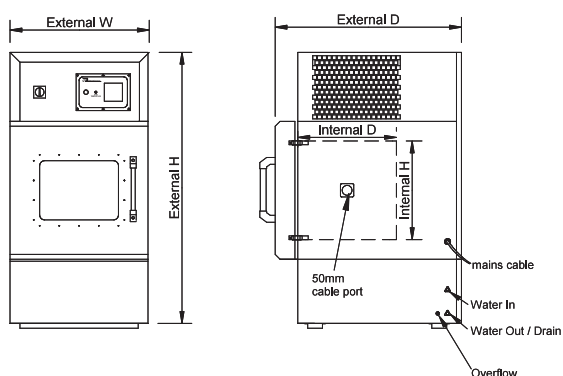
## TEMPERATURE & HUMIDITY CHAMBERS

### TEMPERATURE CHAMBER



- Over temperature protection
- Powder coated exterior RAL7035 / RAL 5003
- Access port (ø50mm)
- Stainless steel interior
- Height adjustable shelf
- Watlow F4T touchscreen
- Optional trolley

### TEMPERATURE & HUMIDITY CHAMBER



### WATLOW F4T PROGRAMMER



### Bench Mounted

Model (BM)	43	80	125	216
Dimensions - internal (H x W x D)mm	350 x 350 x 350	400 x 500 x 400	500 x 500 x 500	600 x 600 x 600
Dimensions (Temp) - external (H x W x D)mm	900 x 600 x 825	950 x 750 x 875	1050 x 750 x 975	1150 x 850 x 1075
Dimensions (Hum) - external (H x W x D)mm	1125 x 600 x 825	1275 x 750 x 875	1375 x 750 x 975	1475 x 850 x 1075
Temperature range (°C)	-20°C / -40°C / -65°C to +150°C			
Temperature stability	± 0.5°C			
Temperature distribution	± 1.0°C			
Rate of change - heating (°C)	1.5°C per minute average across the full range in accordance to IEC60068-3-5			
Rate of change - cooling (°C)	1.5°C per minute average across the full range in accordance to IEC60068-3-5			
Humidity range (%RH)	10% to 98% relative humidity (RH)			
Humidity stability	± 3% RH			
Programmer	Watlow F4T (Touchscreen) - 40 programs / 50 segments per profile			
Standard Options	1 off shelf / 1 off ø50mm Access Port			
Power supply	230 volts, 50Hz, 13 amps		230 volts, 50Hz, 13 amps	
Weight (kg approx)	100kg	125kg	136kg	147kg