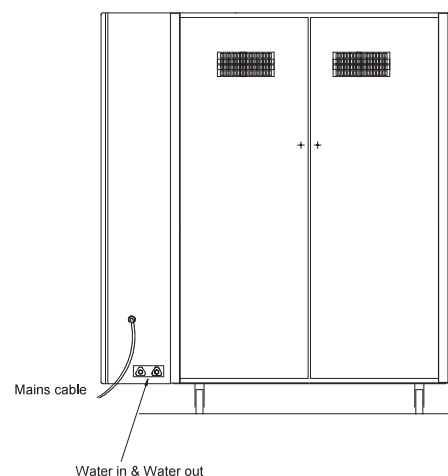
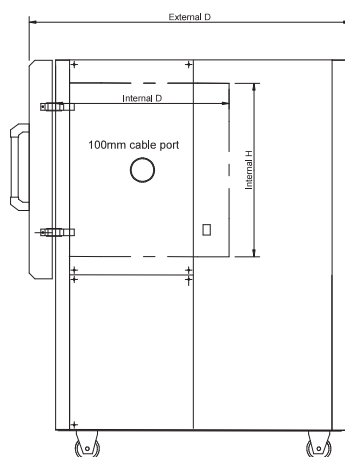
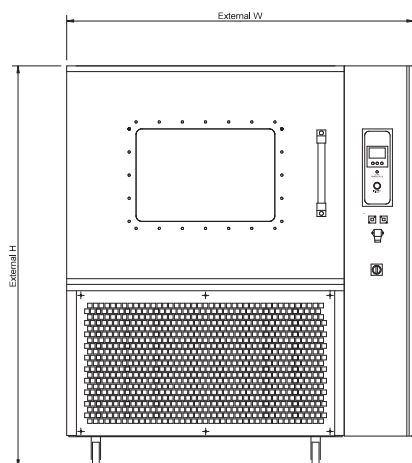




JAMES TECHNICAL SERVICES LTD
TEST CHAMBERS & TESTING EQUIPMENT

All of our standard range include an access port, programmable temperature or temperature and humidity controller with standard ethernet interface and a shelf. Optional extras such as different controller interfaces, higher temperature ranges of 180°C, and a multi-glazed window with light, access ports are available. A full range of optional extras are available on enquiry. If you would like to know more, or have any questions, please get in touch.

TEMPERATURE & HUMIDITY CHAMBER



- Over temperature protection
- Powder coated exterior RAL7035 / RAL 5003
- Access port (ø75mm)
- Stainless steel interior
- Height adjustable shelf

**WATLOW F4T
PROGRAMMER**



Floor Mounted

Model (FM)	343	420	560	1000
Dimensions - internal (H x W x D)mm	700 x 700 x 700	750 x 750 x 750	750 x 1000 x 750	1000 x 1000 x 1000
Dimensions (Temp) - external (H x W x D)mm	1965 x 950 x 1175	1760 x 1300 x 1500	1760 x 1550 x 1500	2010 x 1550 x 1750
Dimensions (Hum) - external (H x W x D)mm	1965 x 950 x 1175	1760 x 1300 x 1500	1760 x 1550 x 1500	2010 x 1550 x 1750
Temperature range (°C)	-20°C / -40°C / -65°C to +150°C			
Temperature stability	± 0.5°C			
Temperature distribution	± 1.0°C			
Rate of change - heating (°C)	2°C per minute average across the full range in accordance to IEC60068-3-5			
Rate of change - cooling (°C)	2°C per minute average across the full range in accordance to IEC60068-3-5			
Humidity range (%RH)	10% to 98% relative humidity (RH)			
Humidity stability	± 3% RH			
Programmer	Watlow F4T (Touchscreen) - 40 programs / 50 segments per profile			
Standard Options	1 off shelf / 1 off ø75mm Access Port			
Power supply	400 volts, 50Hz, 16 amps		400 volts, 50Hz, 32 amps	
Weight (kg approx)	465kg	520kg	550kg	700kg