



KE Industrial Safety Steps

The KE Industrial Safety Step Range is engineered for demanding environments, offering unmatched durability and safety. It's sturdy construction ensures long-term reliability while meeting the rigorous requirements of industrial applications. It is ideal for warehouses, factories and high-traffic environments.


- ✓ Safe Working Load Of 300kg
- ✓ Working Platform Size 550 x 400mm (WxD)
- ✓ Customisable Exit Options

 **MADE IN
BRITAIN**




OVERALL						
Product Code	Platform Height	Height	Width	Length	Weight	Brake Type
KE 03	750	1750	850	820	26	Side Brake
KE 04	1000	2000	850	1040	30	Central Brake
KE 05	1250	2250	850	1270	44	Central Brake
KE 06	1500	2500	850	1360	52	Central Brake
KE 07	1750	2750	850	1450	60	Central Brake
KE 08	2000	3000	850	1575	73	Central Brake
KE 09	2250	3250	850	1730	77	Central Brake
KE 10	2500	3500	1000	1905	80	Central Brake
KE 11	2750	3750	1000	2070	82	Central Brake
KE 12	3000	4000	1000	2230	86	Central Brake
KE 13	3250	4250	1230	2470	95	Central Brake
KE 14	3500	4500	1230	2630	107	Central Brake
KE 15	3750	4750	1320	2795	109	Central Brake


TREAD OPTIONS



PUNCHED
METAL



ANTI-SLIP
PVC



RIBBED
RUBBER

COLOUR OPTIONS

