

# KNA Narrow Aisle Safety Steps

The KNA Narrow Aisle Range is engineered to operate efficiently in confined spaces, including warehouse aisles, archives and office environments where space saving is crucial.

Built with durability in mind, the step is fully welded, providing a robust solution ready for immediate use.


Additionally, the KNA Range offers a high degree of customisation, allowing users to tailor the product to their specific needs.

- ✓ Safe Working Load Of 300kg
- ✓ Working Platform Size 450 x 400mm (WxD)
- ✓ Customisable Exit Options




OVERALL						
Product Code	Platform Height	Height	Width	Length	Weight	Brake Type
KNA 02	500	1500	590	582	11	Plunger Castors
KNA 03	750	1750	590	735	19	Plunger Castors
KNA 04	1000	2000	590	920	27	Plunger Castors
KNA 05	1250	2250	630	1150	36	Central Brake
KNA 06	1500	2500	630	1360	50	Central Brake
KNA 07	1750	2750	630	1510	51	Central Brake
KNA 08	2000	3000	630	1580	54	Central Brake


## TREAD OPTIONS



PUNCHED  
METAL



ANTI-SLIP  
PVC



RIBBED  
RUBBER

## COLOUR OPTIONS

