



# PV

**Range**



*Liquid mixing*



Winkworth processing vessels are designed to mix liquid, sauce or cream products allowing easy integration into a production line.


The hygienically designed and engineered machines are suitable for a wide range of applications. All sizes of PVs can be accompanied by the necessary ancillaries to ensure the best mixing configurations for your products. These machines can be provided as a standalone vessel, or a process within a fully integrated system.

## Key Features

- W** Full **stainless steel** construction throughout
- W** Glass beaded externally, polished internally
- W** Hygienic design
- W** Hemispherical vessel
- W** All models conform to the “**CE Mark**” European Directives and the “**UKCA**” marking requirements
- W** Temperature controlled mixing and blending



## Stirring / Agitation Options



### Anchor

*Side wall scrapers for slow gentle laminar mixing. Option for a fixed stator blade*



### Contra-Rotating

*Opposing rotary blades and anchor for thicker products, creams and gels*



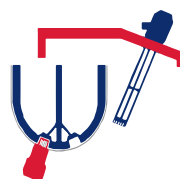
### Propeller Agitator

*For turbulent mixing of liquids – axial flow, marine propellor, high dispersion*



### Angled Anchor





*Vertical and radial gentle sweeping action of the mix*



### Homogeniser

*For emulsions/dispersion – top entry, bottom or inline*

# Popular Applications



# Features / Specifications

Winkworth tailors each PV mixer to your unique requirements. The accompanying choice chart, which applies to our entire PV series with working volumes ranging from 35 to 4000 litres, is a guide to help you develop the specification for your machine.

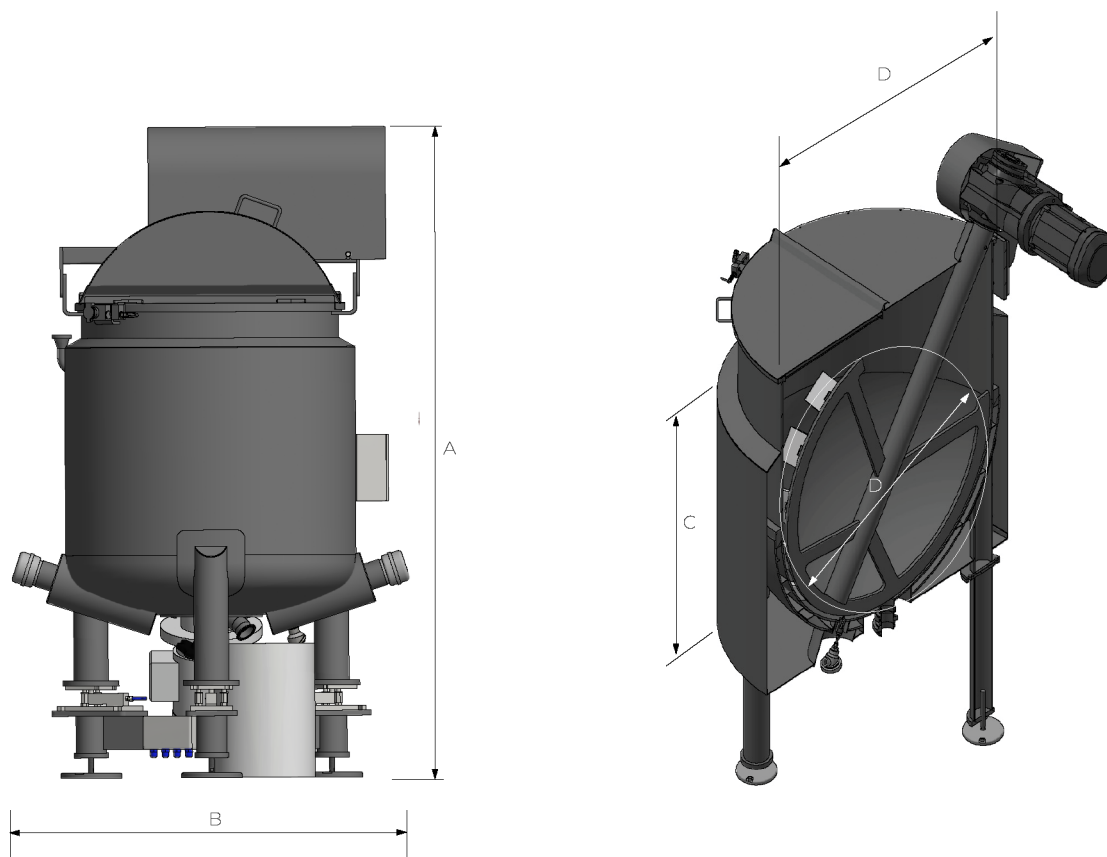
	Standard	Optional
Full stainless steel construction throughout	<input checked="" type="checkbox"/>	<input type="checkbox"/>
Bead blasted external finish	<input checked="" type="checkbox"/>	<input type="checkbox"/>
Polished internal finish (contact surfaces)	<input checked="" type="checkbox"/>	<input type="checkbox"/>
Simple support base	<input checked="" type="checkbox"/>	<input type="checkbox"/>
Simple "Stop-start" control panel	<input checked="" type="checkbox"/>	<input type="checkbox"/>
Load Cells	<input type="checkbox"/>	<input type="checkbox"/>
Jacketed mixing chamber (lagged or unlagged)	<input type="checkbox"/>	<input type="checkbox"/>
HMI control panel with recipe control integration	<input type="checkbox"/>	<input type="checkbox"/>
Special lids with options for lifting motors and ingredient feeds	<input type="checkbox"/>	<input type="checkbox"/>
Ball valve, butterfly valve, flush fitting valves or vessel tilt discharge	<input type="checkbox"/>	<input type="checkbox"/>
ATEX certified models	<input type="checkbox"/>	<input type="checkbox"/>
Operating platforms	<input type="checkbox"/>	<input type="checkbox"/>
Vacuum models for de-airing or rapid cooling	<input type="checkbox"/>	<input type="checkbox"/>
Mobile support frames (under 100L only)	<input type="checkbox"/>	<input type="checkbox"/>

# Standard Range

Model	Approx. Capacity (Litres)		Approx. Overall Dimensions (mm)		Approx. Vessel Dimensions (mm)	
	Working	Total	Height (A)	Width (B)	Depth (C)	Diameter (D)
<b>PV35</b>	35	50	1360	560	430	410
<b>PV120</b>	120	146	1660	780	610	610
<b>PV150</b>	150	176	1760	900	710	610
<b>PV250</b>	85 - 250	295	1760	980	700	810
<b>PV300</b>	300	345	1860	1050	830	860
<b>PV500</b>	170 - 500	582	2050	1180	880	1010
<b>PV750</b>	750	852	2290	1400	1020	1140
<b>PV1000</b>	335 - 1000	1300	2310	1500	1300	1300
<b>PV2000</b>	670 - 2000	2270	2650	1720	1500	1520
<b>PV3000</b>	3000	3400	3270	2130	1800	1630
<b>PV4000</b>	4000	4400	3550	2200	2000	1900

**Larger Models - Available on Request**

All data and dimensions are for guidance only, actual dimensions may vary



# Gallery



PV50 Special Lid



PV65 with Mobile Support Frame



PV100 with Special Inlets




PV with Special Lid



PV100



PV250



PV300 - Special Outlet



PV500 - Inside with Propellor Agitator

At Winkworth Machinery, we take pride in our commitment to creating exceptional, bespoke products tailored to your individual preferences. Every piece we craft is as unique as you are, and as such, we would like to make it clear that the images you see in this brochure are for representation purposes only.



PV's On-Site



PV500 Inside with Anchor




PV500



PV500 Grid and Lid



PV1000 On-Site



PV1000 being Installed On-Site



PV2000



PV2000 System

# Mixing all ways



## Services

**W** Design and Manufacture

**W** Delivery, Installation and Commissioning

**W** Mixing Test Centre and Mixer Hire

**W** Technical Support, Servicing and Repairs

*Ready to turn your vision into reality? Contact us today to discuss your bespoke project.*

[mixer.co.uk](http://mixer.co.uk) | [info@mixer.co.uk](mailto:info@mixer.co.uk) | +44 (0)1256 305600

**Winkworth Machinery Ltd**

Mixer House | Stroudley Road | Basingstoke | RG24 8FW | UK