



RWM 550 HD Baling Press

Product Specification

 Heavy Duty Waste Baler

 **Riverside**

wastemachinery.co.uk

RWM 550 HD Baling Press

Effortlessly Bale Tough Waste Materials

Riverside heavy-duty balers are built for strength, featuring a full-stroke ram and reinforced chassis to handle tough materials like semi-rigid plastics and dense recyclables. These robust machines maximise compaction, reduce handling time, and lower disposal costs. Ideal for high-demand environments, they improve efficiency, enhance site safety, and support environmental compliance while unlocking potential recycling rebates.

Basic Specification

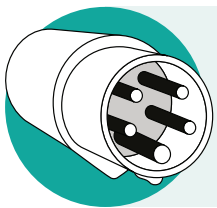
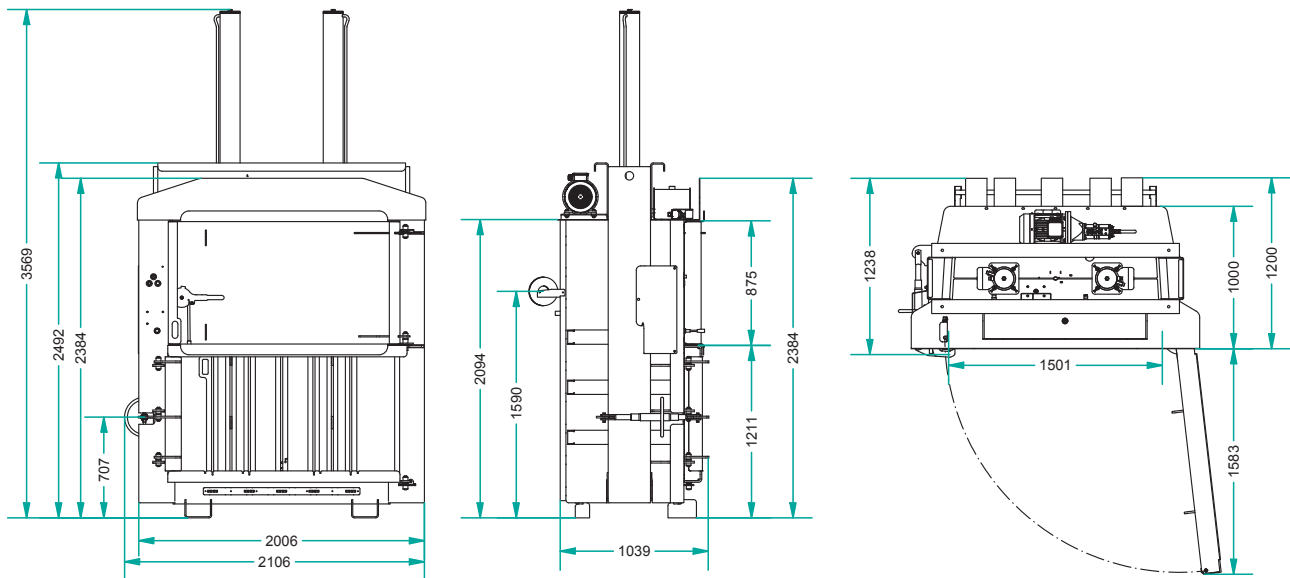
- ✓ 12 month warranty
- ✓ A robust baler designed for challenging waste materials.
- ✓ Full stroke compaction rams
- ✓ Fitted retaining claws to prevent material spring back
- ✓ Large feed aperture for easy loading
- ✓ Can be sited outside
- ✓ 16amp 3 phase electrics
- ✓ 50 tonne press force
- ✓ 5 wire ties per bale
- ✓ Automatic bale ejection
- ✓ Bale weights up to 550kg

Features

- ✓ Produces mill size bales
- ✓ Full stroke ram cylinders
- ✓ Suitable for both wire and tape tying
- ✓ Large feed opening
- ✓ Bale ejection
- ✓ Retainers to prevent material spring back



Technical Specifications

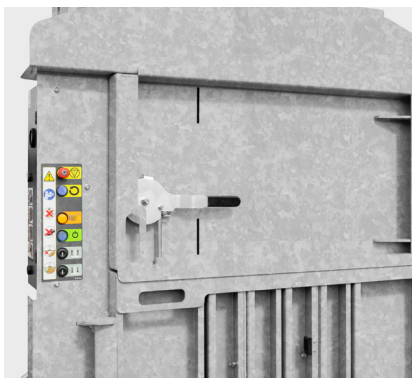


- Operating Voltage: 380–400V
- Frequency: 50Hz
- Connector Plug: 16A, three-phase, 5-pin (3P + N + E) IEC 60309 plug
- MCB (Miniature Circuit Breaker): Type D

Press Force	50 tonnes
Loading Aperture (H x W x D)	773 x 1500 x 800mm
Bale Weight	Up to 550kg
Bale Dimensions (H x W x D)	1200 x 1500 x 800mm
Cycle Time	50 seconds
Noise	68 decibels
Machine Weight	1935kg
Power Supply (kW-V-Hz)	16amp three phase (E+N) 5.5KW 380-400V - 50Hz
Overall Dimensions (H x W x D)	3570 x 2115 x 1200mm
Optional Transportation Height	2500mm

Optional Extras

Customise your machine with the optional extras listed below – designed to help you get the most from your equipment, and to suit your specific requirements, operational needs, or site layout.



Galvanised finish
Corrosion-resistant coating for outdoor or harsh, wet environments.



Sliding top door
Space-saving loading door for use in confined areas or where forklifts/vehicles are operating.



Auto PLC control panel with bale full light
Includes automatic compaction cycle, bale full indicator, E-stop, and key-lock control.



Available in 16amp single phase
Ideal for sites without a 3 phase power supply.