



# RWM 660 Ltr Bin Press

Product Specification

# RWM 660 Ltr Bin Press

## Effortlessly Manage Wheelie Bin Waste


A Riverside wheelie bin press is a modern, cost-effective solution for reducing waste volumes by up to 90%. Designed for all business types, it features simple, user-friendly controls for easy operation. By compacting waste directly in the bin, it minimises collections, lowers disposal costs, and improves site efficiency while keeping waste areas cleaner and more organised.

## Basic Specification


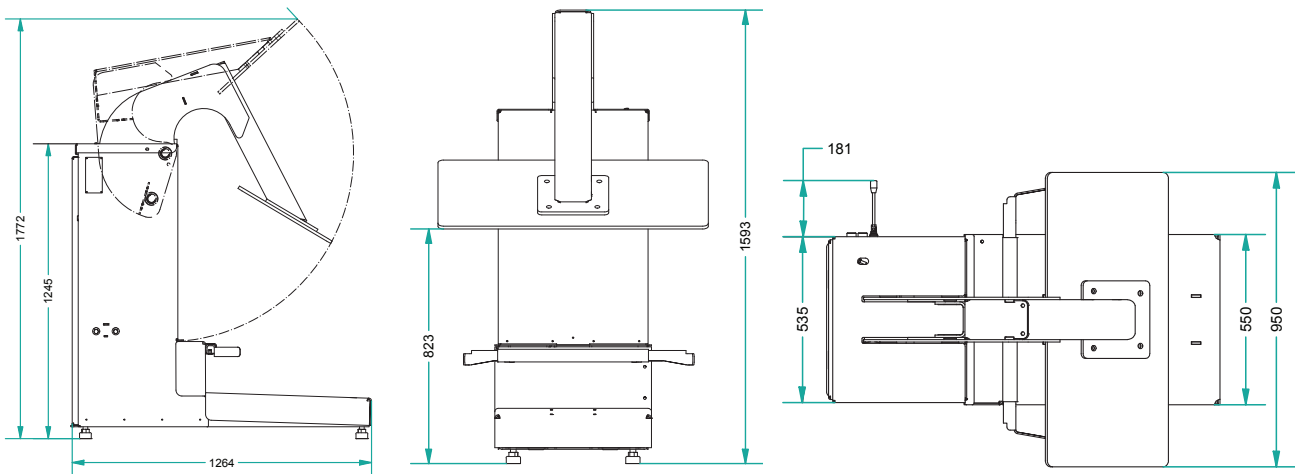
- ✓ 12 months warranty
- ✓ Perfect for a standard 660 litre wheelie bin
- ✓ Compaction ratio of 3:1 (depending on material used)
- ✓ Can be sited outside
- ✓ 13amp single phase electrics
- ✓ 3.5 tonne press force
- ✓ Simple operator controls
- ✓ Two handed operation for safety

## Features

- ✓ Compatible with 660 litre wheelie bins
- ✓ Reduces weekly bin collections
- ✓ Incorporated bin lifter ensures bin wheels are not damaged during compaction
- ✓ Compaction ratio 3:1
- ✓ Two handed operations for safe operation



# Technical Specifications



- Operating Voltage: 220–240V
- Frequency: 50Hz
- Connector Plug: 13A, single-phase, standard 3-pin (BS 1363) plug
- MCB (Miniature Circuit Breaker): Type C or above

Press Force	3.5 tonnes
Compaction ratio	3:1 depending on material
Cycle Time	20 seconds
Noise	68 decibels
Machine Weight	270kg
Power Supply (kW-V-Hz)	13amp single phase 1.5kW 220 - 240V - 50Hz
Overall Dimensions (H x W x D)	2120 x 1160 x 1150mm
Transportation Height	1594mm

# Optional Extras

Customise your machine with the optional extras listed below – designed to help you get the most from your equipment, and to suit your specific requirements, operational needs, or site layout.



**Galvanised finish**  
Corrosion-resistant coating for outdoor or harsh, wet environments.



**Available in 16amp 3 phase**  
Supplied in 16amp 3 phase to suit your preferred or existing power supply.