



RWM RP30 Portable Compactor

Product Specification

 Compact Waste Baler

 **Riverside**

wastemachinery.co.uk

RWM RP30 Portable Compactor

Effortlessly Manage Wet and General Waste

Riverside portable compactors offer a space-saving, high-efficiency solution for businesses generating large volumes of waste. Featuring a liquid-retentive seal, they are ideal for wet and general waste, helping to maintain hygiene and reduce odours. Highly configurable and easy to operate, they cut collection costs, improve site cleanliness, and streamline waste management.

Basic Specification

- ✓ All-in-one compactor and container unit
- ✓ Dual cylinder push blade mechanism
- ✓ Low level hand loading height for ease of access
- ✓ Pre full and bin full warning signals
- ✓ Pull out power pack for easy servicing access
- ✓ Rear door sealing to retain liquid residue
- ✓ Curved rear door for maximum strength
- ✓ Ro/Ro chassis and hook built to chem specification
- ✓ Designed and manufactured to EU machinery directives and certified
- ✓ CE compliant



Benefits

- ✓ Designed with maximum operator safety in mind
- ✓ High strength push blade mechanism
- ✓ All-in-one unit means no waste escape when emptying
- ✓ Low running costs with Riverside low energy power pack systems
- ✓ Low energy carbon footprint
- ✓ Easy to operate and load
- ✓ Reduced manual handling and risk to staff
- ✓ Streamlined operations
- ✓ Maximum payload on each lift
- ✓ Maximum performance and life long reliability

Optional Fitouts



Open top hopper for bulk loading



Bin lift activated bonnet style hopper lid



GSM modules with performance monitoring and notification system



Side or front mounted bin tipper for 120 - 1100 litre wheel carts



Through wall chute loading fit out



Drop down a frame for low level loading



Enclosed hopper with interlocked access door



Reverse pick up facility for off dock loading



Guide rail and in-floor plates

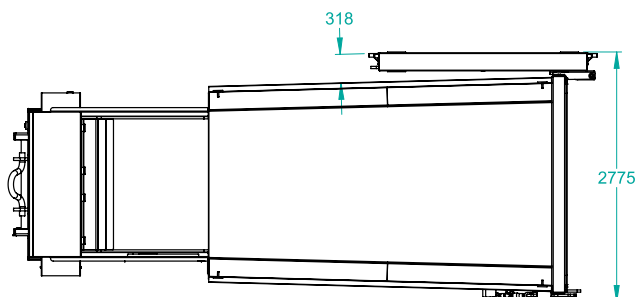
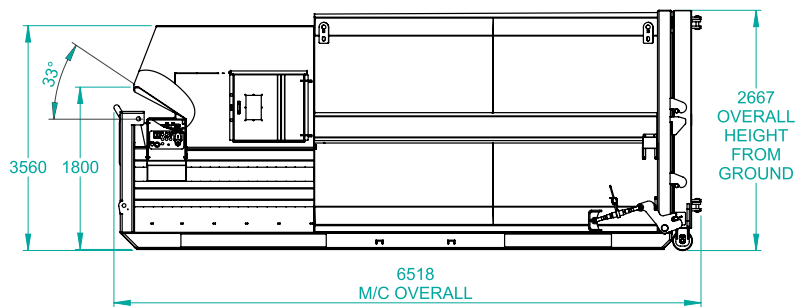
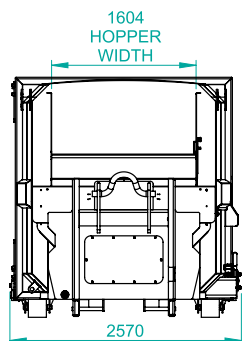
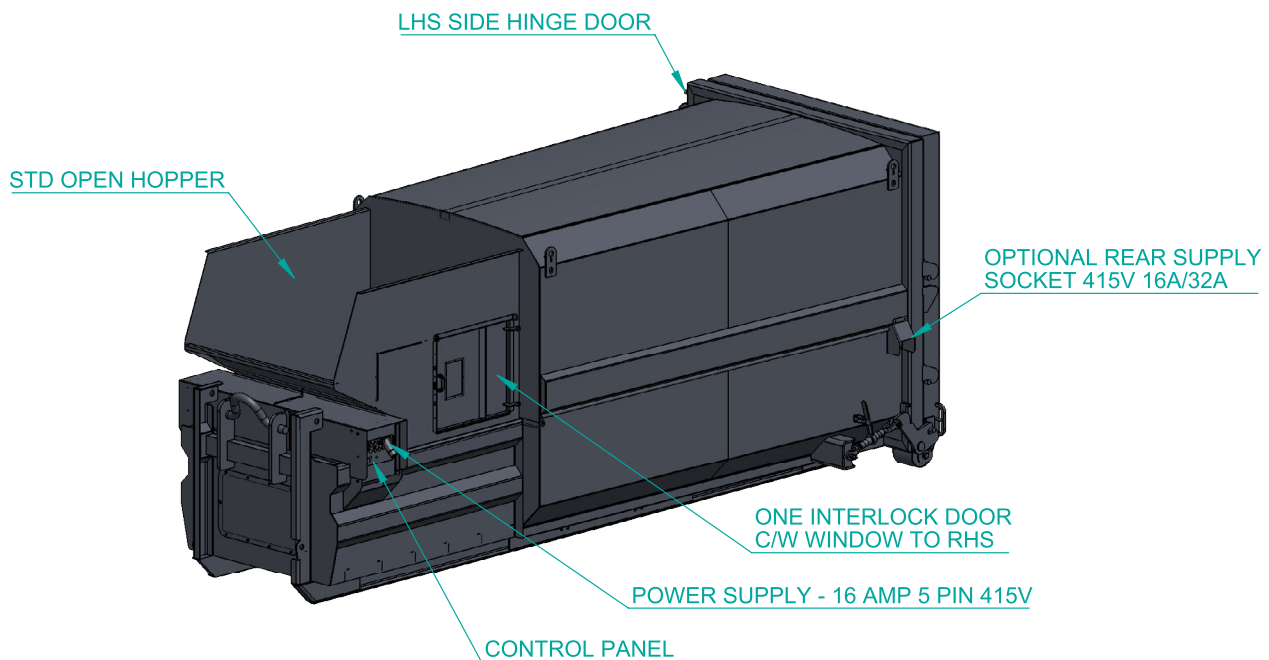


Fast cycle time option

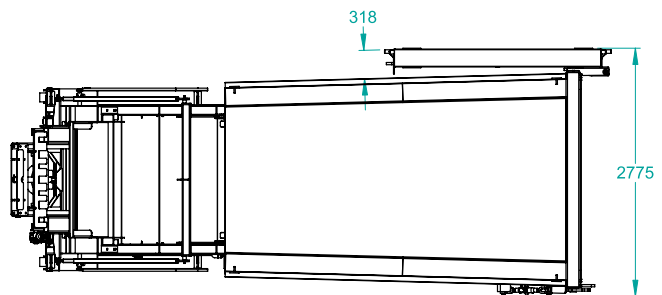
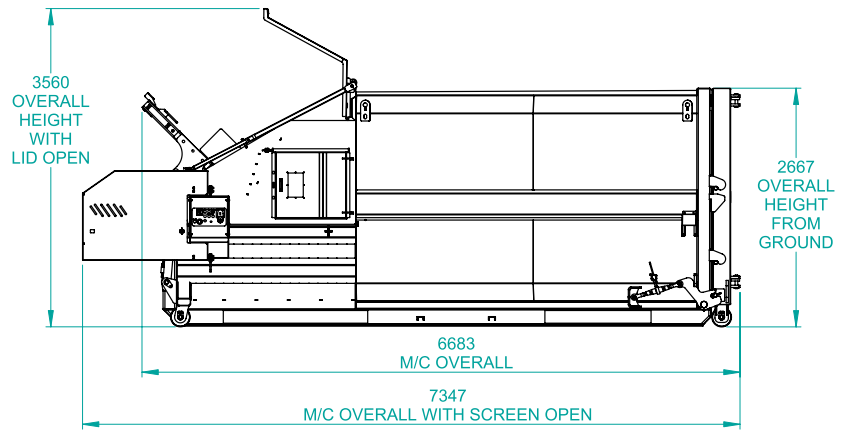
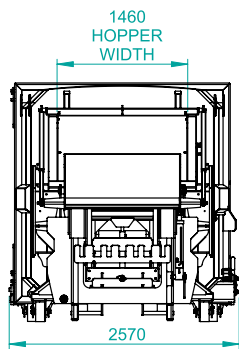
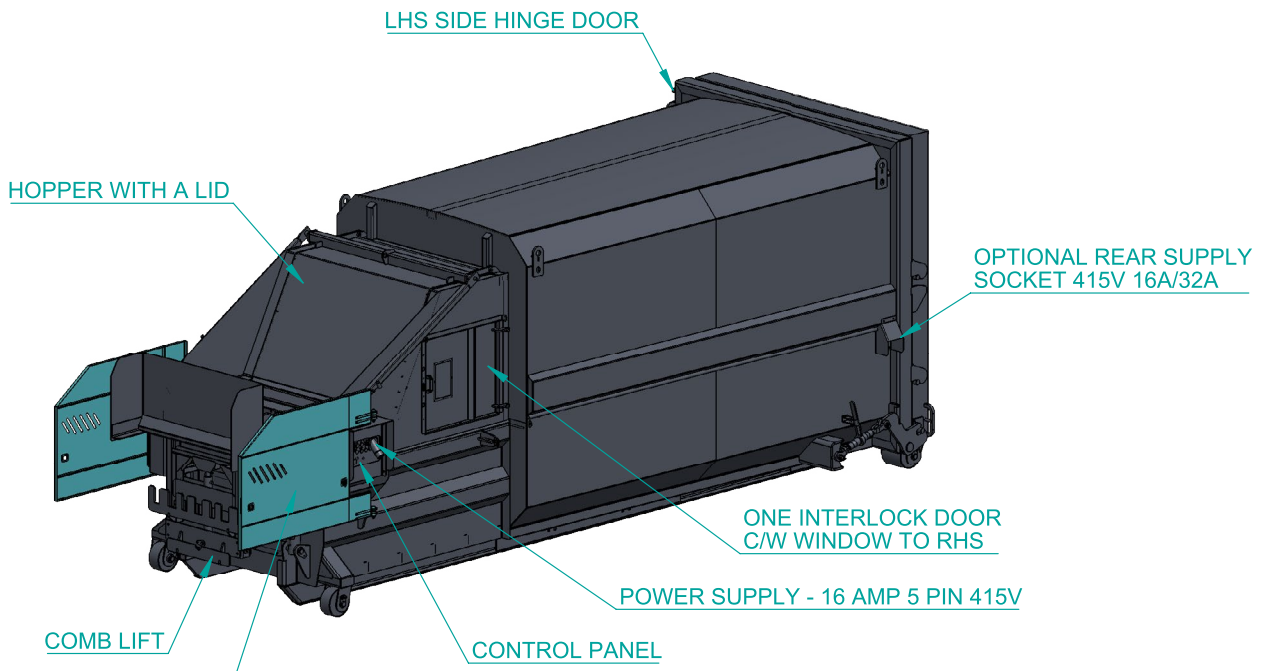


Single phase option

RWM RP30 - STD Open Top Hopper



RWM RP30 - Comb Lift, Hopper with Lid & Screens



Technical Specifications

Compaction force @ 200 bar (tonnes)	33
Motor power (kw)	5.5kw, 16A
Power supply	3 PH + E + N, 400V, 50Hz
STD factory set cycle time (secs)	56
Charge box volume (m ³)	2.12
Compactor length (mm)	6683
Compactor width (mm)	2570
Compactor height (mm)	2667
Charge box loading height (mm)	1130
Chamber width (mm)	1460
Chamber length (mm)	1250
Chamber height (mm)	1150
Compactor weight (kg)	4750

Due to company policy of continued product development design and specifications are subject to change without notice.