



# RWM RPW30 Portable Compactor

Product Specification

 Compact Waste Baler

 **Riverside**

[wastemachinery.co.uk](http://wastemachinery.co.uk)

# RWM RPW30

## Portable Compactor

### Effortlessly Manage Wet and General Waste

Riverside portable compactors offer a space-saving, high-efficiency solution for businesses generating large volumes of waste. Featuring a liquid-retentive seal, they are ideal for wet and general waste, helping to maintain hygiene and reduce odours. Highly configurable and easy to operate, they cut collection costs, improve site cleanliness, and streamline waste management.

### Basic Specification

- ✓ All-in-one compactor and container unit
- ✓ Liquid retention design
- ✓ Swing blade mechanism
- ✓ Low level hand loading height for ease of access
- ✓ Pre full and bin full warning signals
- ✓ Pull out power pack for easy servicing access
- ✓ Rear door sealing to retain liquid residue
- ✓ Curved rear door for maximum strength
- ✓ Ro/Ro chassis and hook built to
- ✓ CHEM specification
- ✓ Designed and manufactured to EU machinery directives and certified CE compliant



## Benefits

- ✓ High level of liquid retention
- ✓ Designed with maximum operator safety in mind
- ✓ Self cleaning swing blade mechanism
- ✓ All-in-one unit means no waste escape when emptying
- ✓ Low running costs with Riverside low energy power pack systems
- ✓ Low energy carbon footprint
- ✓ Easy to operate and load
- ✓ Reduced manual handling and risk to staff
- ✓ Streamlined operations
- ✓ Maximum payload on each lift
- ✓ Maximum performance and life long reliability

## Optional Fitouts



Open top hopper for bulk loading



Bin lift activated bonnet style hopper lid



GSM modules with performance monitoring and notification system



Side or front mounted bin tipper for 120 - 1100 litre wheel carts



Through wall chute loading fit out



Drop down a frame for low level loading



Enclosed hopper with interlocked access door



Reverse pick up facility for off dock loading



Guide rail and in-floor plates



Additional heavy duty front rollers

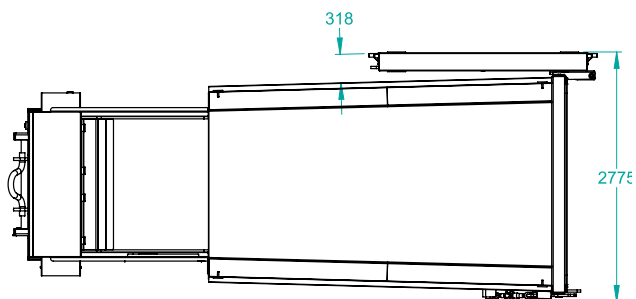
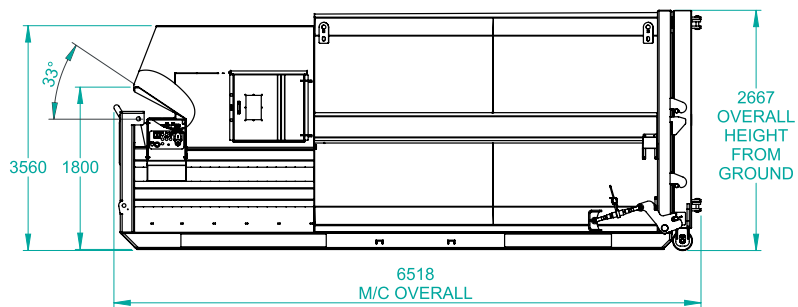
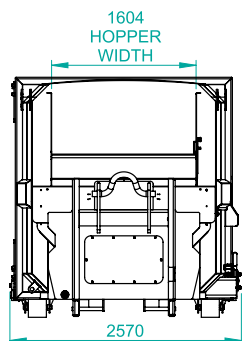
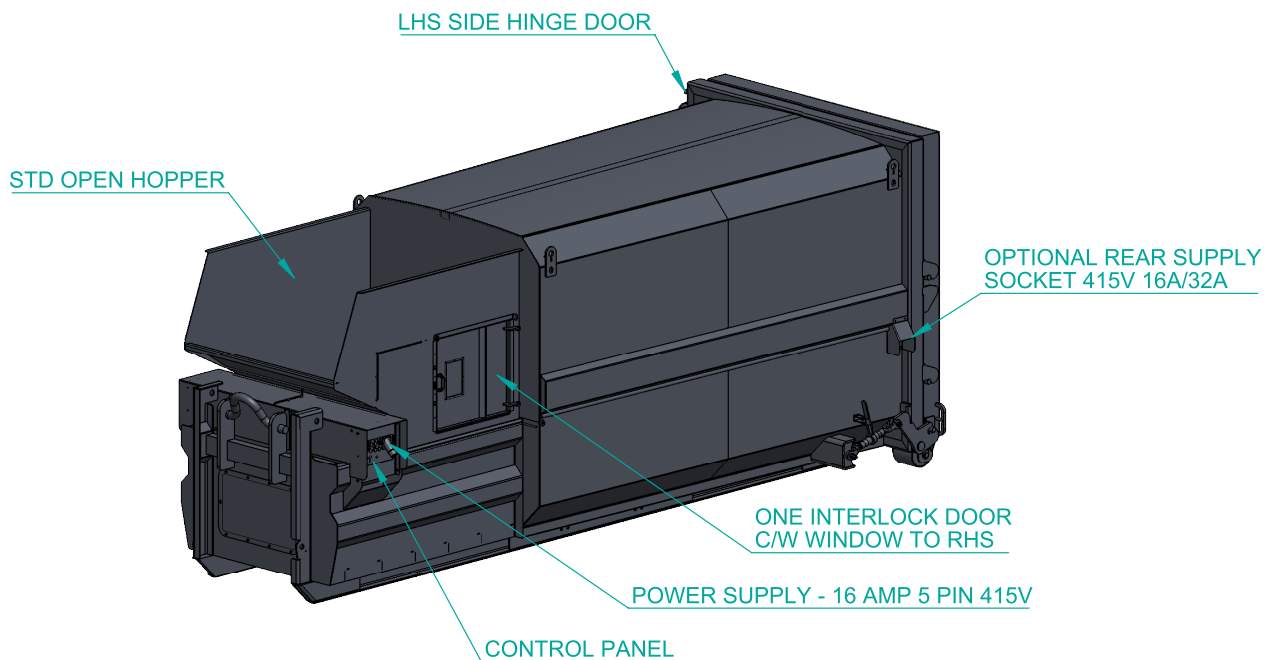


Single phase option

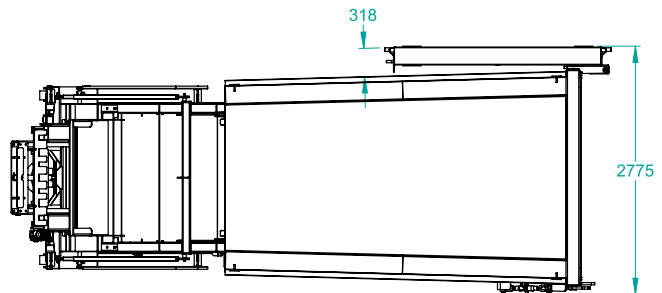
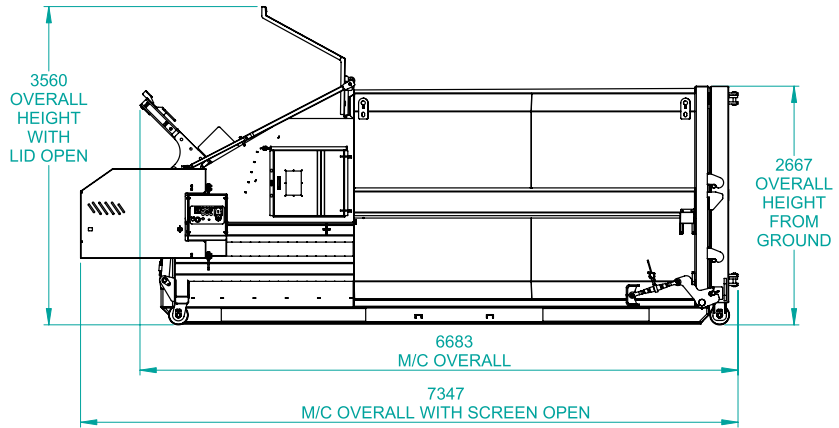
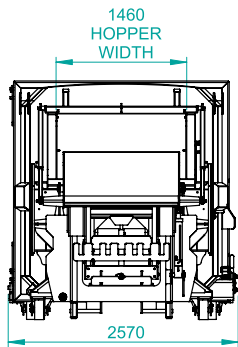
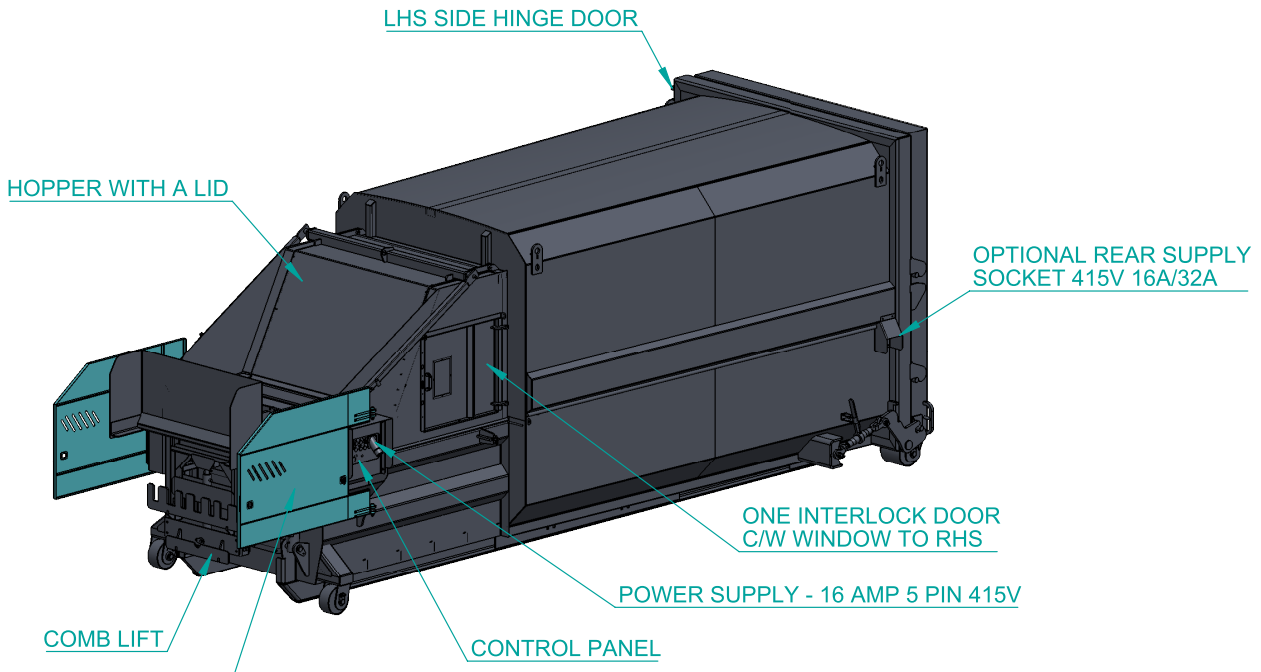


Fast cycle time option

# RWM RPW30 - STD Open Top Hopper



# RWM RPW30 - Comb Lift, Hopper with Lid & Screens



# Technical Specifications

Compaction force @ 200 bar (tonnes)	33
Motor power (kW)	5.5kW, 16A
Power supply	3 PH + E + N, 400V, 50Hz or single phase 230v
STD factory set cycle time (secs)	56
Charge box volume (m <sup>3</sup> )	1.5
Compactor length (mm)	6800
Compactor width (mm)	2410
Compactor height (mm)	2810
Charge box loading height (mm)	1500
Chamber width (mm)	1500
Chamber length (mm)	1380
Chamber height (mm)	1200
Compactor weight (kg)	4850

Due to company policy of continued product development design and specifications are subject to change without notice.