

Look through the
viewer from up to
2 metres away



D&E 3850 ultrascope - The DDA door viewer.

This unique design of security door viewer allows a clear, wide angled view of the outside world whilst standing up to 2 metres away from the door. With this in mind, this product is highly recommended for use by the elderly, infirm or wheelchair bound.

Easy screw together installation.

Intumescent sleeve available for use on 30 minute fire doors - contact the sales team for details.

DE3850/BK	D&E Ultrascope door viewer	44 - 50mm	black
DE3850/BZ	D&E Ultrascope door viewer	44 - 50mm	bronze
DE3850/GD	D&E Ultrascope door viewer	44 - 50mm	gold
DE3850/SI	D&E Ultrascope door viewer	44 - 50mm	silver
DE3850/WT	D&E Ultrascope door viewer	44 - 50mm	white

Viewing angle: 160°

Hole diameter: 38mm

Body: Plastic / ABS

Packaging: each / 100 pcs





D&E 'Bullet proof' door viewer with interior privacy cover.

DEABLMNP	bullet proof door viewer	65 - 95mm	matt nickel plated
DEABLPB	bullet proof door viewer	65 - 95mm	pol. brass
DEABLNP	bullet proof door viewer	65 - 95mm	nickel plated

Viewing angle: 200°

Body diameter: 25mm

Packaging: each / 40 pcs



D&E 'Great Eye' door viewer with glass lens and privacy cover

DEGEN/MNP	'Great Eye' door viewer	75 - 150mm	matt nickel plated
DEGEN/PB	'Great Eye' door viewer	75 - 150mm	pol. brass
DEGEN/NP	'Great Eye' door viewer	75 - 150mm	nickel plated

Viewing angle: 200°

Body diameter: 23mm

Packaging: each / 25 pcs





D&E 'Big Eye' door viewers with glass lens & interior privacy cover.

DEBENMNP	'Big Eye' door viewer	35 - 60mm	matt nickel plated
DEBENPB	'Big Eye' door viewer	35 - 60mm	pol. brass
DEBENNP	'Big Eye' door viewer	35 - 60mm	nickel plated

Viewing angle: 200°

Body diameter: 22mm

Intumescent sleeve available for use on 30 minute fire doors - contact the sales team for details.

Non standard sizes are available to order - subject to quantity.

Packaging: each / 40 pcs



D&E 'Big Eye 2' door viewers with glass lens & interior privacy cover.

DEBELMNP	'Big Eye 2' door viewer	60 - 85mm	matt nickel plated
DEBELPB	'Big Eye 2' door viewer	60 - 85mm	pol. brass
DEBELNP	'Big Eye 2' door viewer	60 - 85mm	nickel plated

Viewing angle: 200°

Body diameter: 22mm

Intumescent sleeve available for use on 30 minute fire doors - contact the sales team for details.

Non standard sizes are available to order - subject to quantity.

Packaging: each / 40 pcs



D&E door viewers with glass lens with interior privacy cover.



DESWLMNP	D&E door viewer	40 - 55mm	matt nickel plated
DESWLPB	D&E door viewer	40 - 55mm	pol. brass
DESWLNP	D&E door viewer	40 - 55mm	nickel plated
DESWLEX14	10mm extension piece		
DESWLEMNP	D&E door viewer	50 - 80mm	matt nickel plated
DESWLEPB	D&E door viewer	50 - 80mm	pol. brass
DESWLENP	D&E door viewer	50 - 80mm	nickel plated
DESWLEX14	10mm extension piece		

Viewing angle: 200°

Body diameter: 14mm

Intumescent sleeve available for use on 30 minute fire doors - contact the sales team for details.

Non standard sizes are available to order - subject to quantity.

Packaging: each / 40 pcs

D&E 'Fire Rated' door viewers with glass lens with interior privacy cover.



DESWLAFMNP	D&E door viewer - 30 min	35 - 55mm	matt nickel plated
DESWLAFPB	D&E door viewer - 30 min	35 - 55mm	pol. brass
DESWLAFNP	D&E door viewer - 30 min	35 - 55mm	nickel plated
DESWLEAF/MNP	D&E door viewer - 30 min	50 - 70mm	matt nickel plated
DESWLEAF/PB	D&E door viewer - 30 min	50 - 70mm	pol. brass
DESWLEAF/NP	D&E door viewer - 30 min	50 - 70mm	nickel plated
DESWLF/MNP/1HR	D&E door viewer - 60 min	50 - 70mm	matt nickel plated
DESWLF/PB/1HR	D&E door viewer - 60 min	50 - 70mm	pol. brass
DESWLF/NP/1HR	D&E door viewer - 60 min	50 - 70mm	nickel plated

Viewing angle: 200°

Body diameter: 14mm

Non standard sizes are available to order - subject to quantity.

Packaging: each / 40 pcs




D&E 'fire rated' door viewers - 170° & 200°

CI/SfB			
	31/59	Xt 7	
September 2007			





D&E door viewers with glass lens with interior privacy cover.

DESOJL1/PC	door viewer	25 - 63mm	pol. chrome plated
DESOJL2/PG	door viewer	25 - 63mm	pol. gold plated
Viewing angle:		170°	
Body diameter:		14mm	
DESOJL3/PC	door viewer	25 - 63mm	pol. chrome plated
DESOJL4/PG	door viewer	25 - 63mm	pol. gold plated
Viewing angle:		200°	
Body diameter:		14mm	
Packaging:		each / 100 pcs	



D&E 'Fire Rated' door viewers with glass lens with interior privacy cover.

DESOJLF1/PC	door viewer - 60mins	25 - 63mm	pol. chrome plated
DESOJLF2/PG	door viewer - 60mins	25 - 63mm	pol. gold plated
Viewing angle:		170°	
Body diameter:		14mm	
DESOJLF3/PC	door viewer - 60mins	25 - 63mm	pol. chrome plated
DESOJLF4/PG	door viewer - 60mins	25 - 63mm	pol. gold plated
Viewing angle:		200°	
Body diameter:		14mm	
Packaging:		each / 100 pcs	

CI/SfB			
	31/59	Xt 7	
September 2007			

D&E door viewers with glass lens & interior privacy cover.



DEJCMNP	D&E door viewer	20 - 35mm	matt nickel plated
DEJCPB	D&E door viewer	20 - 35mm	pol. brass
DEJCNP	D&E door viewer	20 - 35mm	nickel plated
DEC2EX12	10mm extension piece		

Viewing angle: 170°

Body diameter: 12mm

Non standard sizes are available to order - subject to quantity.

Packaging: each / 40 pcs

D&E door viewers with glass lens & interior privacy cover.



DEC2MNP	D&E door viewer	35 - 55mm	matt nickel plated
DEC2PB	D&E door viewer	35 - 55mm	pol. brass
DEC2NP	D&E door viewer	35 - 55mm	nickel plated
DEC2EX12	10mm extension piece		

Viewing angle: 170°

Body diameter: 12mm

Intumescent sleeve available for use on 30 minute fire doors - contact the sales team for details.

Suitable for use with D&E door knockers - see door furniture section of this catalogue

Non standard sizes are available to order - subject to quantity.

Packaging: each / 40 pcs



D&E door viewers with glass lens & interior privacy cover.

DECVC/MNP	D&E door viewer	20 - 35mm	matt nickel plated
DECVC/PB	D&E door viewer	20 - 35mm	pol. brass
DECVC/NP	D&E door viewer	20 - 35mm	nickel plated
DEC2EX12	10mm extension piece		

Viewing angle: 200°

Body diameter: 12mm

Non standard sizes are available to order - subject to quantity.

Packaging: 100 pcs



D&E contract aluminium door viewers with glass lens & interior privacy cover.

DEGLV/PBP	D&E door viewer	35 - 55mm	pol. brass plated
DEGLV/NP	D&E door viewer	35 - 55mm	nickel plated

Viewing angle: 180°

Body diameter: 14mm

Intumescent sleeve available for use on 30 minute fire doors - contact the sales team for details.

Non standard sizes are available to order - subject to quantity.

Packaging: 100 pcs

D&E door viewers with decorative interior privacy cover.

The body is manufactured from ABS with a methacrylate lens.

Interior privacy cover is supplied with 1 x pol. chrome plated (PC), 1 x pol. gold plated (PGP) and 1 x antique bronze (ABZ) inserts - where applicable.



DESOJ1/BK	D&E door viewer	23 - 65mm	black
DESOJ2/BK	D&E door viewer	23 - 65mm	black complete with PC / PB / ABZ cover inserts

Viewing angle: 170°

Body diameter: 12mm

Packaging: each / 10 pcs

DESOJ4/BK	D&E door viewer	23 - 102mm	black
DESOJ5/BK	D&E door viewer	23 - 102mm	black complete with PC / PB / ABZ cover inserts

Viewing angle: 200°

Body diameter: 12mm

Packaging: each / 10 pcs

Name plate with hidden security door viewer

The body is manufactured from ABS with a methacrylate lens.



DESOJ7/BK/PG	name plate / door viewer	23 - 65mm	black complete with pol. gold plated trim
DESOJ8/BK/PC	name plate / door viewer	23 - 65mm	black complete with pol. chrome plated trim

Viewing angle: 170°

Dimensions: 93mm x 28mm

Packaging: each / 10 pcs

D&E door viewer interior privacy cover



DET18/12PGP
DET18/14PGP
DET18/16PGP

cover for use with 12mm Ø door viewer
cover for use with 14mm Ø door viewer
cover for use with 16mm Ø door viewer

pol. gold plated
pol. gold plated
pol. gold plated



DET30/12PGP
DET30/14PGP
DET30/16PGP

cover for use with 12mm Ø door viewer
cover for use with 14mm Ø door viewer
cover for use with 16mm Ø door viewer

pol. gold plated
pol. gold plated
pol. gold plated

D&E door viewer rose



DEAR45/12/PGP
DEAR45/14/PGP
DEAR45/16/PGP

12mm int. Ø / 45mm ext. Ø rose
14mm int. Ø / 45mm ext. Ø rose
16mm int. Ø / 45mm ext. Ø rose

pol. gold plated
pol. gold plated
pol. gold plated



DEAR50/12/PGP
DEAR50/14/PGP
DEAR50/16/PGP

12mm int. Ø / 50mm ext. Ø rose
14mm int. Ø / 50mm ext. Ø rose
16mm int. Ø / 50mm ext. Ø rose

pol. gold plated
pol. gold plated
pol. gold plated

D&E chainet - security door chain

The D&E *chainet* is designed for restricting the opening on doors.

Manufactured from zamac and steel.

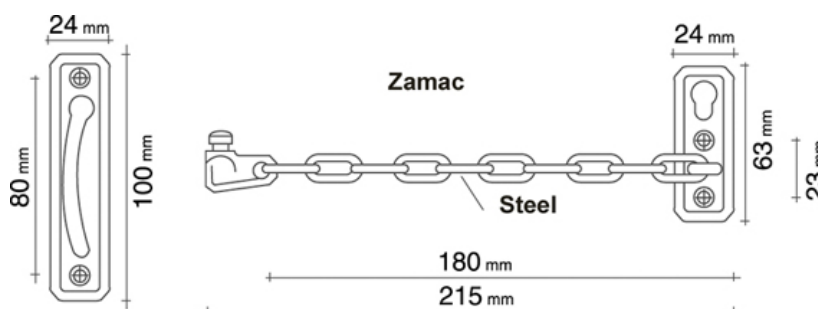
Installation is via fixing screws (*supplied as standard*)



DESOCB1/PC
DESOCB2/PGL

door chain
door chain

pol. chrome
pol. gold finish



D&E chain

The D&E *chain* is designed for restricting the opening on doors. Available in two (2) lengths, 175mm for standard doors and 300mm for PVCu / over rebated doors.

Manufactured from steel.

Installation is via fixing screws (*supplied as standard*)



DESOC1/NP
DESOC2/PGL
DESOC3/ABZ

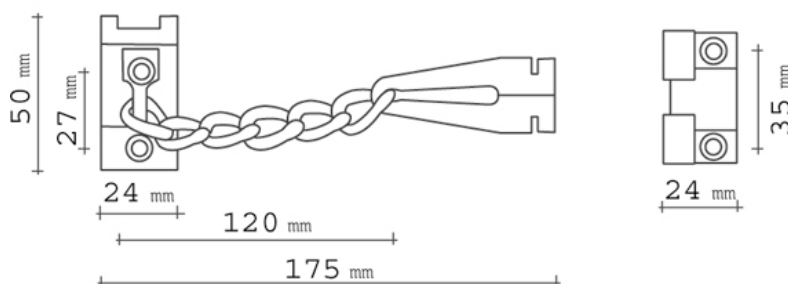
door chain - 175mm
door chain - 175mm
door chain - 175mm

pol. nickel plated
pol. gold finish
antique bronze finish

DESOCAL1/NP
DESOCAL2/PGL
DESOCAL3/ABZ

door chain - 300mm
door chain - 300mm
door chain - 300mm

pol. nickel plated
pol. gold finish
antique bronze finish



D&E door chain with external release

CI/SfB		
	31/59	Xt 7
September 2007		



D&E door chain with external release.

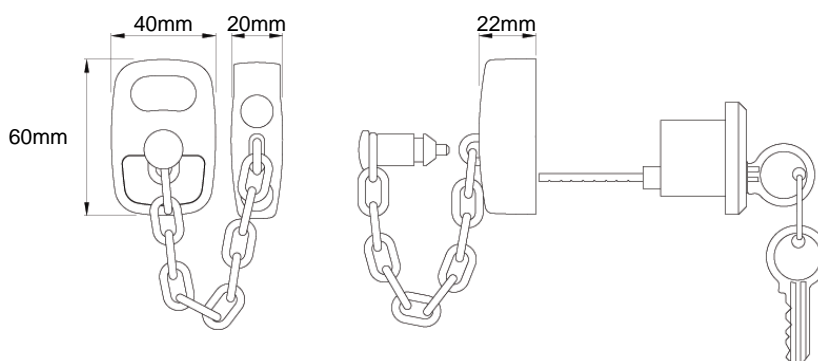
The D&E 'Erica' door chain with external release operates by using a rim cylinder on the external side of the door. Using the cylinder key you are able to disengage the door chain from the locked position. See the line drawing for further clarification.

DEJBC233/COMP/WT	'Erica' security door chain	150mm	white
DEJBC233/COMP/PB	'Erica' security door chain	150mm	pol. brass
DEJBC233/COMP/PC	'Erica' security door chain	150mm	pol. chrome*

*polished chrome - PC (special finish)

Alternatives lengths available to order - subject to quantity

This product is available keyed alike if required and can be supplied with additional keyed alike cylinders to allow single key operation of the door



D&E classic door restrictor

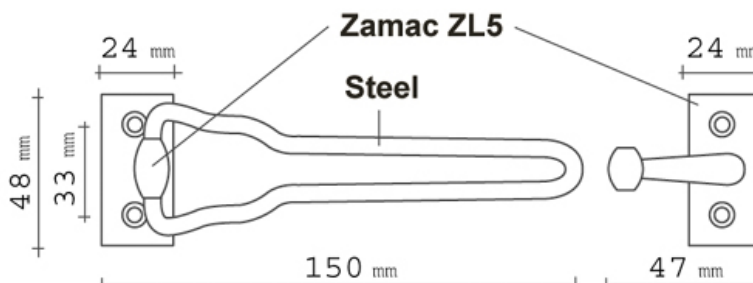


The D&E *classic* is designed for restricting the opening on doors. Available in two (2) lengths, 150mm for standard doors and 200mm for PVCu doors.

Manufactured from zamac and steel.

Installation is via fixing screws (*supplied as standard*)

DES001/NP	security door restrictor - 150mm	pol. nickel plated
DES002/PGL	security door restrictor - 150mm	pol. gold finish
DES003/ABZ	security door restrictor - 150mm	antique bronze finish
DES006/WT	security door restrictor - 150mm	white
DES001AL/NP	security door restrictor - 200mm	pol. nickel plated
DES002ALPGL	security door restrictor - 200mm	pol. gold finish
DES003AL/ABZ	security door restrictor - 200mm	antique bronze finish
DES006AL/WT	security door restrictor - 200mm	white



D&E modern door restrictor

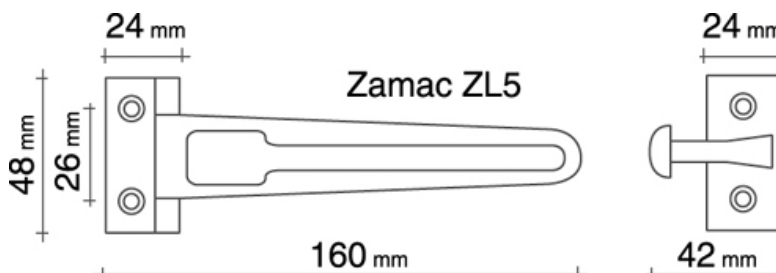


The D&E *modern* is designed for restricting the opening on doors. Available in two (2) slide patterns, 5mm for standard doors and 30mm raised bolt for PVCu / over rebated doors.


Manufactured from zamac and steel.

Installation is via fixing screws (*supplied as standard*)

DESOP1/PC	security door restrictor - 5mm	pol. chrome
DESOP2/PGL	security door restrictor - 5mm	pol. gold finish
DESOP4/SC	security door restrictor - 5mm	sat. chrome
DESOP5/SGL	security door restrictor - 5mm	sat. gold finish
DESOP6/WT	security door restrictor - 5mm	white
DESOPR1/PC	security door restrictor - 30mm	pol. chrome
DESOPR2/PGL	security door restrictor - 30mm	pol. gold finish
DESOPR4/SC	security door restrictor - 30mm	sat. chrome
DESOPR5/SGL	security door restrictor - 30mm	sat. gold finish
DESOPR6/WT	security door restrictor - 30mm	white



D&E most door restrictor



The D&E *most* is designed for restricting the opening on doors. The unique 360° movement on the slide arm allows easy and discreet stowing when not in use.

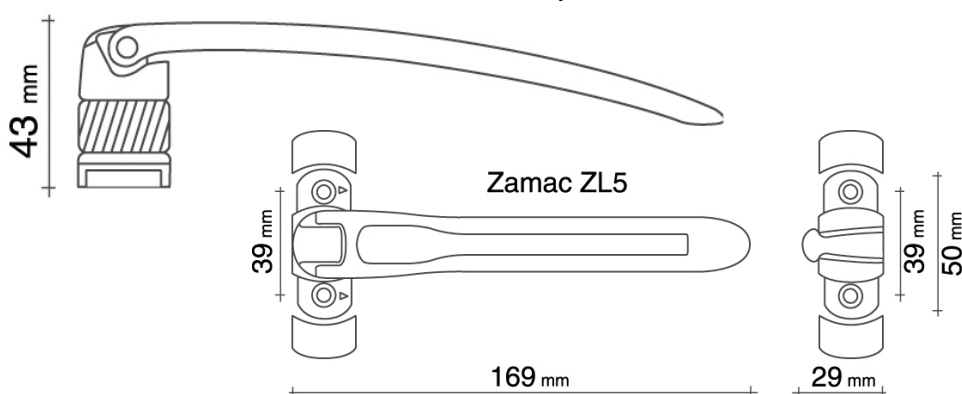
Manufactured from zamac and steel.

Installation is via fixing screws (*supplied as standard*)

DESOM1/PC
DESOM2/PGL
DESOM3/ABZ
DESOM4/SNP
DESOM5/SGL
DESOM6/WT

security door restrictor
security door restrictor
security door restrictor
security door restrictor
security door restrictor
security door restrictor

pol. chrome
pol. gold lacquered
antique bronze finish
sat. nickel finish
sat. gold finish
white



CI/SfB			
	31/59	Xt 7	
September 2007			

D&E mortice budget lock

Designed for use to secure hidden wall panels. Also suitable for use in small fanlights and windows where an espagnolette is too long.



DEF500/25 mortice budget lock yellow bi-chromate

Backset: 25mm
Forend: 134 x 16mm
Case: 85 x 36mm
Follower: 7mm
Fixing centres: 43mm

D&E square key

Designed to suit spindle hole / follower sizes 6.5mm - 7.5mm

DE784 budget lock square key electro galvanised

D&E rim budget lock

Designed to suit small fanlights and windows where an espagnolette is too long.



DE23G rim budget lock galvanised

Throw: 20mm
Plate: 126 x 27mm
Depth: 15mm
Follower: 8mm
Fixing centres: 101mm

D&E square key

Designed to suit spindle hole / follower sizes 6.5mm - 7.5mm

DE23A budget lock square key electro galvanised

D&E rim budget lock

Designed to suit small fanlights and windows where an espagnolette is too long.



DE23P	rim budget lock	galvanised
Throw:	15mm	
Plate:	101 x 18mm	
Depth:	12mm	
Follower:	8mm	
Fixing centres:	82mm	

D&E square key

Designed to suit spindle hole / follower sizes 6.5mm - 7.5mm

DE23A	budget lock square key	electro galvanised
-------	------------------------	--------------------

D&E Menova high security window lock

The DE1043 and DE1012W / DE1013B lock is designed to prevent the opening of a window unless the key is used. Suitable for use on aluminium, timber & PVCu outward opening windows.


The DE1043 must be used in conjunction with either the DE1012W or DE1013B key operated locks.



DE1043	locking pin	galvanised
DE1012W	key operated lock	white
DE1013B	key operated lock	brown

Clutch head, security fixing screws supplied as standard.

The DE1012W & DE1013B lock is also designed for use in conjunction with the DE1023 locking hook stay, DE1033 adjustable locking hook stay, in situations where air ventilation is required - these items can be found on pages O-1012 & O-1013 of the window fittings section



CI/SfB		
	31/59	Xt 7
September 2007		



D&E high security door & window lock

The D&E DE3050PL is a high security secondary door / window lock. Suitable for use on timber, PVCu and aluminium inward opening doors, sliding doors and single & double leaf windows.

Supplied with a range of spacers to enable easy installation on over rebates.

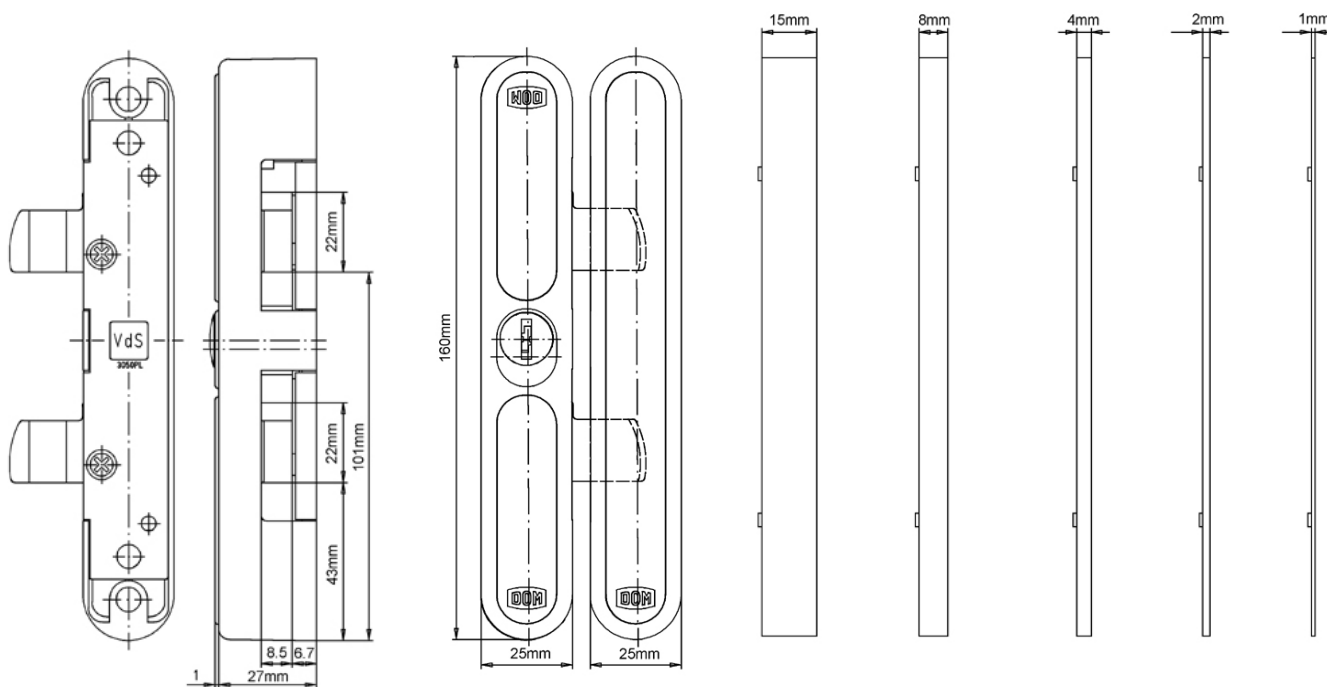
DE3050PL/WT D&E high security window & door lock white

Dimensions: see line drawing below

Spacer plates: see line drawing below

Supplied complete with 2 keys

Installation is via fixing screws - supplied





D&E window lock

The D&E *DEJBC350* & *DEJBC351* sliding sash window locks are medium & high security secondary window locks. Suitable for use on timber, PVCu and aluminium. Combining highly effective locking and compression of a traditional sliding doors and single & double leaf windows.

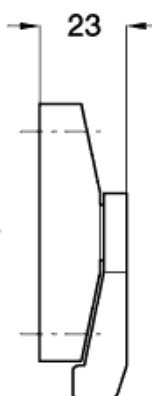
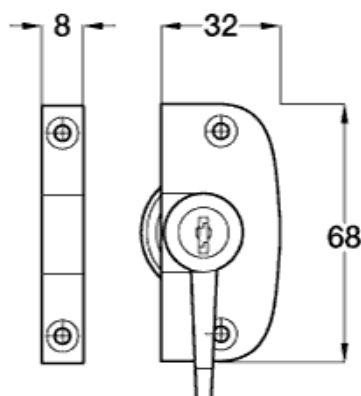
Supplied with a range of spacers to enable easy installation on over rebates.

<i>DEJBC350/WT</i>	sliding sash window lock	white
<i>DEJBC350/PC</i>	sliding sash window lock	pol. chrome plated
<i>DEJBC350/PG</i>	sliding sash window lock	pol. gold plated
<i>DEJBC351/WT</i>	locking sliding sash window lock	white
<i>DEJBC351/PC</i>	locking sliding sash window lock	pol. chrome plated
<i>DEJBC351/PG</i>	locking sliding sash window lock	pol. gold plated

Dimensions: see line drawings below

Supplied complete with 1 key

Installation is via fixing screws



D&E keep plates to suit *DEJBC350* & *DEJBC351* window locks

Suitable for use on timber and Halo, Deceuninck & Veka PVCu profiles:

<i>DEJBC354/WT</i>	11.5mm flat diecast keep	white
<i>DEJBC354/PC</i>	11.5mm flat diecast keep	pol. chrome plated
<i>DEJBC354/PG</i>	11.5mm flat diecast keep	pol. gold plated

Suitable for use on timber and Spectus, Rehau PVCu profiles:

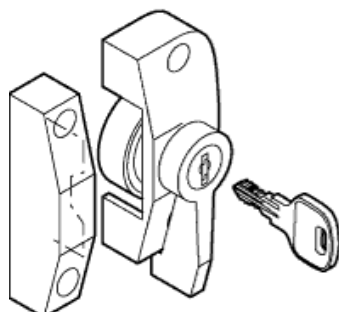
<i>DEJBC355/WT</i>	8.5mm flat diecast keep	white
<i>DEJBC355/PC</i>	8.5mm flat diecast keep	pol. chrome plated
<i>DEJBC355/PG</i>	8.5mm flat diecast keep	pol. gold plated

Suitable for use on timber and LB plastics - Sheerframe PVCu profile:

<i>DEJBC353/WT</i>	Flat night vent keep	white
<i>DEJBC353/PC</i>	Flat night vent keep	pol. chrome plated
<i>DEJBC353/PG</i>	Flat night vent keep	pol. gold plated

Suitable for use on timber and LB plastics - Sheerframe PVCu profile:

<i>DEJBC311/WT</i>	Flat keep	white
<i>DEJBC311/PC</i>	Flat keep	pol. chrome plated
<i>DEJBC311/PG</i>	Flat keep	pol. gold plated



CI/SfB		
	31/59	Xt 7
September 2007		



D&E door / window jammer

The D&E *DEJBC370* door & window lock series are designed to prevent the door or window from being jemmied open from the outside. Suitable for use on timber, PVCu and aluminium.

DEJBC370/WT

door / window jammer

white

DEJBC370/PG

door / window jammer

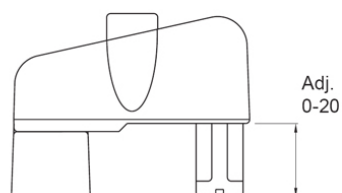
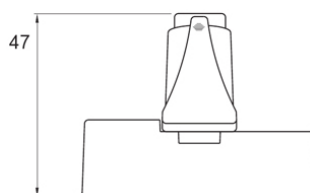
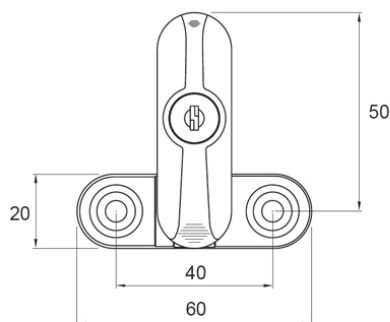
pol. gold finish

Dimensions:

see line drawings below

Supplied complete with 1 key

Installation is via fixing screws



D&E airquick



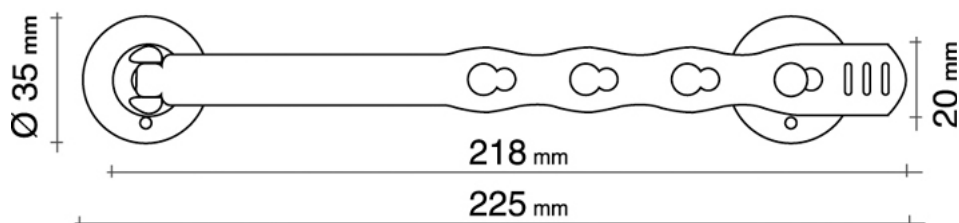
The D&E *airquick* designed use on doors or windows where a controlled air flow is required.

Manufactured from toughened polypropylene it retains its shape.

Installation is via two (2) suction pads

DESOQ1/WT	airquick door / window restrictor	white
DESOQ2/RD	airquick door / window restrictor	red
DESOQ2/BL	airquick door / window restrictor	blue
DESOQ2/YL	airquick door / window restrictor	yellow
DESOQ2/GN	airquick door / window restrictor	green

This product will not suction fit on to timber or any other uneven surface



D&E stickair

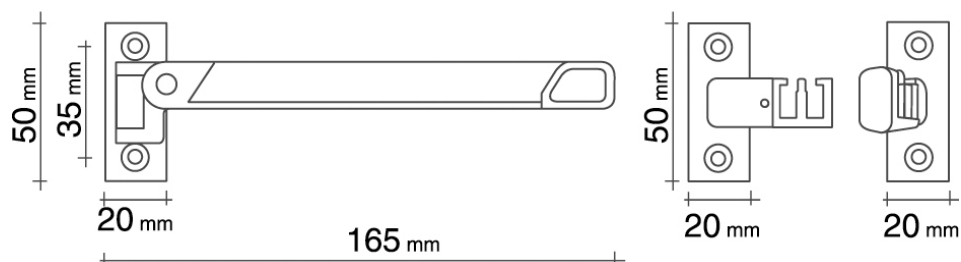


The D&E *stickair* designed for use on inward opening doors or windows where a controlled air flow is required.

Manufactured from fibre glass reinforced polyamide.

Installation is via adhesive pads or fixing screws (*both supplied as standard*)

DESOG1/WT	stickair door / window restrictor	white
DESOG3/SWD	stickair door / window restrictor	wood effect



CI/SfB			
	31/59	Xt 7	
September 2007			

D&E sairpentin



The D&E *sairpentin* is a fully adjustable door or window stay. For additional security a padlock can be used to secure the bar and prevent unwanted guests.

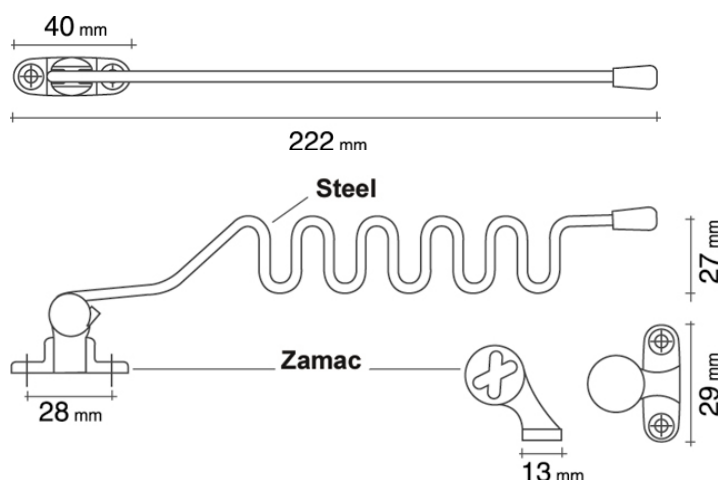
Manufactured from steel & zamac.

Installation is via fixing screws (*supplied as standard*)

DESOE1/PC
DESOE1B/WT
DESOE2/PGL
DESOE3/ABZ

airquick door / window restrictor
airquick door / window restrictor
airquick door / window restrictor
airquick door / window restrictor

pol. chrome
white
pol. gold finish
antique bronze finish



D&E airlock



The D&E *airlock* is designed for limiting / restricting the opening of a door or window. Suitable for use on aluminium, timber & PVCu, French and over rebated doors and most inward & outward opening windows.

The push button or key operated versions allow complete control over the amount of opening you require and ensures **duty of care** for the restricting the opening of windows on the first floor and above.

Manufactured from zamac and steel.

Installation is via fixing screws (*supplied as standard*)

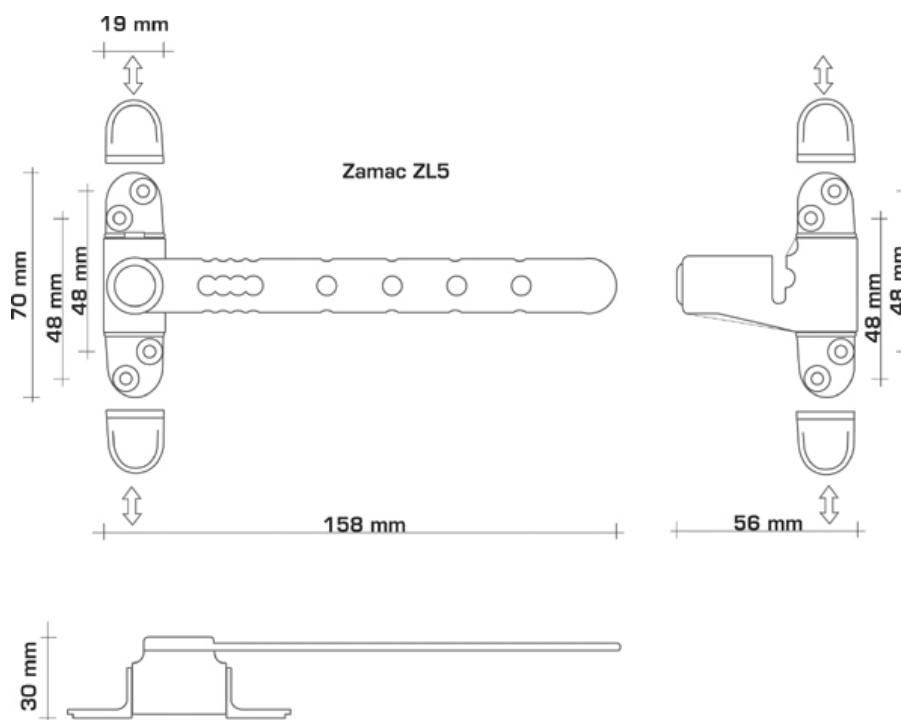
Push button version:

DESOL1/PC	airlock door / window restrictor	pol. chrome
DESOL2/PGL	airlock door / window restrictor	pol. gold finish
DESOL4/SC	airlock door / window restrictor	sat. chrome
DESOL6/WT	airlock door / window restrictor	white



Key operated Version:

DESOL1C/PC	airlock door / window restrictor	pol. chrome
DESOL2C/PGL	airlock door / window restrictor	pol. gold finish
DESOL4C/SC	airlock door / window restrictor	sat. chrome
DESOL6C/WT	airlock door / window restrictor	white



D&E airbaie



The D&E *airbaie* is designed for restricting the opening on sliding doors or windows. Available in locking and non-locking models. The airbaie is designed to address the requirements of '**duty of care**' when restricting the opening of doors or windows.

Manufactured from zamac.

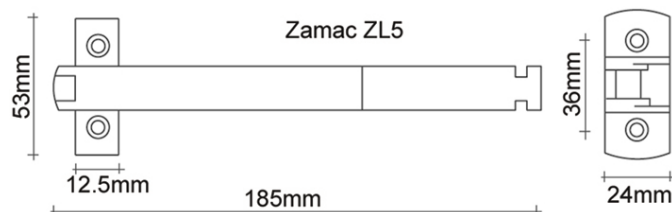
Installation is via fixing screws (*supplied as standard*)

Non-locking version:

DESOB1 / SI	sliding door / window restrictor	silver
DESOB2 / WT	sliding door / window restrictor	white
DESOB3 / BK	sliding door / window restrictor	black
DESOB4 / BZL	sliding door / window restrictor	bronze finish

Locking version:

DESOB1C / SI	sliding door / window restrictor	silver
DESOB2C / WT	sliding door / window restrictor	white
DESOB3C / BK	sliding door / window restrictor	black
DESOB4C / BZL	sliding door / window restrictor	bronze finish



D&E stainless steel barrel bolt - DELS5010.



Non-locking version:

DELS5010/SSS	stainless steel barrel bolt	sat. stainless steel
--------------	-----------------------------	----------------------

SSS grade:	SUS 304
Plate dimensions:	100 x 40mm
Bolt dimensions:	150 x 12mm

Padlocking version:

DELS5010L/SSS	stainless steel barrel bolt	sat. stainless steel
---------------	-----------------------------	----------------------

SSS grade:	SUS 304
Plate dimensions:	100 x 40mm
Bolt dimensions:	150 x 12mm

For use with 5mm shackle



D&E lever action flush bolt range

DE58/150/B	lever action flush bolt	150 x 16mm	brassed
DE58/150/NP	lever action flush bolt	150 x 16mm	nickel plated
DE58/200/B	lever action flush bolt	200 x 16mm	brassed
DE58/200/NP	lever action flush bolt	200 x 16mm	nickel plated
DE58/250/B	lever action flush bolt	250 x 16mm	brassed
DE58/250/NP	lever action flush bolt	250 x 16mm	nickel plated
Shoot bolt:	diameter: 8mm projection: 14mm		
Packaging:	12 pcs		

For a floor socket with a sprung dust cover see page P-1031



D&E slide action flush bolt range

DE59/150/B	slide action flush bolt	150 x 16mm	brassed
DE59/150/NP	slide action flush bolt	150 x 16mm	nickel plated
DE59/200/B	slide action flush bolt	200 x 16mm	brassed
DE59/200/NP	slide action flush bolt	200 x 16mm	nickel plated
DE59/250/B	slide action flush bolt	250 x 16mm	brassed
DE59/250/NP	slide action flush bolt	250 x 16mm	nickel plated
Shoot bolt:	diameter: 8mm projection: 21mm		
Packaging:	12 pcs		

For a floor socket with a sprung dust cover see page P-1031



D&E lever action flush bolt range

DELS5016/6/PB	lever action flush bolt	150 x 19mm	pol. brass
DELS5016/6/PC	lever action flush bolt	150 x 19mm	pol. chrome
DELS5016/6/SCP	lever action flush bolt	150 x 19mm	sat. chrome
DELS5017/8/PB	lever action flush bolt	200 x 19mm	pol. brass
DELS5017/8/PC	lever action flush bolt	200 x 19mm	pol. chrome
DELS5017/8/SCP	lever action flush bolt	200 x 19mm	sat. chrome
DELS5018/10/PB	lever action flush bolt	250 x 19mm	pol. brass
DELS5018/10/PC	lever action flush bolt	250 x 19mm	pol. chrome
DELS5018/10/SCP	lever action flush bolt	250 x 19mm	sat. chrome
DELS5019/12/PB	lever action flush bolt	300 x 19mm	pol. brass
DELS5019/12/PC	lever action flush bolt	300 x 19mm	pol. chrome
DELS5019/12/SCP	lever action flush bolt	300 x 19mm	sat. chrome

Shoot bolt: diameter: 10mm
projection: 17mm

Packaging: each / 10 pcs

For a floor socket with a sprung dust cover see pages P-1030 and P-1031



D&E "asgard" lever action flush bolt - DE30HZ/ZP

DE30HZ/ZP	lever action flush bolt	168 x 25mm	zinc plated
-----------	-------------------------	------------	-------------

Shoot bolt: diameter: 10mm
projection: 19mm

Packaging: each / 50 pcs

For a floor socket with a sprung dust cover see pages P-1030 and P-1031



D&E "asgard" lever action flush bolt - DE36HZ/ZP

The "asgard" DE36HZ/ZP lever action flush bolt has a sprung shoot for positive location into the keep.

DE36HZ/ZP lever action flush bolt 190 x 18mm zinc plated

Dimensions: shoot diameter: 12mm
 shoot projection: 19mm

Handing: reversible

Packaging: each / 50 pcs

For a floor socket with a sprung dust cover see pages P-1030 and P-1031



D&E "asgard" chameleon lever action flush bolt - DE33HZM/ZP

The "asgard" DE33HZM/ZP chameleon lever action flush bolt has a sprung shoot for positive location into the keep.

DE33HZM/ZP lever action flush bolt 190 x 25mm zinc plated

Dimensions: shoot offset: 32mm
 shoot diameter: 12mm
 shoot projection: 19mm
 shoot length: 125 - 85mm (*adjustable*)
 shoot backset: 32mm

Handing: reversible

Packaging: each / 50 pcs

For a floor socket with a sprung dust cover see pages P-1030 and P-1031

CI/SfB		
	31/59	Xt 7
September 2007		



D&E "asgard" flush bolt with latching action - DE35HZ/ZP

The "asgard" DE35HZ/ZP flush bolt with latching action has a sprung latch to allow the door to be automatically locked when the door is closed.

DE35HZ/ZP sprung slide action flush bolt 190 x 18mm zinc plated

Dimensions: shoot dimensions: 17 x 15mm
 shoot projection: 13mm

Packaging: each / 50 pcs

Handing: reversible



D&E "asgard" automatic flush bolt - DE28HZ/ZP

The "asgard" DE28HZ/ZP automatic flush bolt is designed for installation in the edge of the secondary / slave leaf. With the secondary leaf in the closed position and when the primary leaf closes, the latch is depressed and the shoot bolt is thrown.

DE28HZ/ZP/L automatic flush bolt - LH 168 x 25mm zinc plated
 DE28HZ/ZP/R automatic flush bolt - RH 168 x 25mm zinc plated

Shoot bolt: diameter: 10mm
 projection: 19mm

Finish available: zinc plated

Packaging: each / 50 pcs

Handing: supplied handed (*please specify*)

For a floor socket with a sprung dust cover see pages P-1030 and P-1031

*A door selector should be used with this product
 See the Door Controls section of this catalogue*



D&E “asgard” automatic flush bolt - DE31HZC/ZP

The “asgard” DE31HZC/ZP automatic flush bolt is designed for installation in the edge of the secondary / slave leaf of rebated and non-rebated doors. With the secondary leaf in the closed position and when the primary leaf closes, the latch is depressed and the shoot bolt is thrown.

DE31HZC/ZP /L	automatic flush bolt - LH	160 x 20mm	zinc plated
DE31HZC/ZP /R	automatic flush bolt - RH	160 x 20mm	zinc plated

Shoot bolt: diameter: 12mm
 projection: 16mm

Packaging: each / 50 pcs

Handing: supplied handed (*please specify*)

For a floor socket with a sprung dust cover see pages P-1030 and P-1031

*A door selector should be used with this product
See the Door Controls section of this catalogue*



D&E “asgard” automatic flush bolt - DE34HZ/ZP

The “asgard” DE34HZ/ZP automatic flush bolt is designed for installation in the edge of the secondary / slave leaf of rebated and non-rebated doors. With the secondary leaf in the closed position and when the primary leaf closes, the latch is depressed and the shoot bolt is thrown.

DE34HZ/ZP /L	automatic flush bolt - LH	190 x 18mm	zinc plated
DE34HZ/ZP /R	automatic flush bolt - RH	190 x 18mm	zinc plated

Dimensions: shoot diameter: 12mm
 shoot projection: 16mm

Packaging: each / 50 pcs

Handing: supplied handed (*please specify*)

For a floor socket with a sprung dust cover see pages P-1030 and P-1031

*A door selector should be used with this product
See the Door Controls section of this catalogue*



D&E "asgard" automatic flush bolt - DE33HZ10/ZP

The "asgard" DE33HZ10/ZP automatic flush bolt is designed for installation in the edge of the secondary / slave leaf of rebated and non-rebated doors. With the secondary leaf in the closed position and when the primary leaf closes, the latch is depressed and the shoot bolt is thrown.

DE33HZ10/ZP/L	automatic flush bolt - LH	160 x 25mm	zinc plated
DE33HZ10/ZP/R	automatic flush bolt - RH	160 x 25mm	zinc plated

Dimensions:	shoot diameter:	10mm
	shoot projection:	16mm

Packaging: each / 50 pcs

Handing: supplied handed (*please specify*)

For a floor socket with a sprung dust cover see pages P-1030 and P-1031

*A door selector should be used with this product
See the Door Controls section of this catalogue*



D&E "asgard" automatic flush deadbolt - DE26HZ/*

The "asgard" DE26HZ/* automatic flush deadbolt is designed for installation in the edge of the secondary / slave leaf of rebated and non-rebated doors. With the secondary leaf in the closed position and when the primary leaf closes, the latch is depressed and the shoot bolt is thrown.

DE26HZ/ZP	automatic flush deadbolt	78 x 88mm	zinc plated
DE26HZ/SSS*	automatic flush deadbolt	78 x 88mm	sat. stainless steel

Shoot bolt:	dimensions:	36 x 10mm
	projection:	24mm

Packaging: each / 50 pcs

Handing: reversible

*A door selector should be used with this product
See the Door Controls section of this catalogue*

** SSS model available to order - subject to quantity.*

CI/SfB			
	31/59	Xt 7	
September 2007			



D&E "asgard" chameleon automatic flush deadbolt - DE33HZ30F/ZP

The "asgard" DE33HZ30F/ZP chameleon lever action flush bolt has a sprung shoot for positive location into the keep. With the secondary leaf in the closed position and when the primary leaf closes, the latch is depressed and the shoot bolt is thrown.

DE33HZ30F/ZP/L	chameleon automatic flush bolt - LH	zinc plated
DE33HZ30F/ZP/R	chameleon automatic flush bolt - RH	zinc plated

Dimensions:	body:	190 x 24mm
	shoot diameter:	12mm
	shoot projection:	16mm
	shoot length:	125 - 85mm (<i>adjustable</i>)
	shoot backset:	32mm

Packaging: each / 50 pcs

Handing: supplied handed (*please specify*)

For a floor socket with a sprung dust cover see pages P-1030 and P-1031

*A door selector should be used with this product
See the Door Controls section of this catalogue*



D&E "asgard" chameleon automatic flush deadbolt - DE33HZ30T/ZP

The "asgard" DE33HZ30T/ZP chameleon lever action flush bolt. With the secondary leaf in the closed position and when the primary leaf closes, the latch is depressed and the shoot bolt is thrown.

DE33HZ30T/ZP/L	chameleon automatic flush bolt - LH	zinc plated
DE33HZ30T/ZP/R	chameleon automatic flush bolt - RH	zinc plated

Dimensions:	body:	190 x 24mm
	shoot diameter:	12mm
	shoot projection:	16mm
	shoot length:	125 - 85mm (<i>adjustable</i>)
	shoot backset:	32mm

Finish available: zinc plated

Packaging: each / 50 pcs

Handing: supplied handed (*please specify*)

For a floor socket with a sprung dust cover see pages P-1030 and P-1031

*A door selector should be used with this product
See the Door Controls section of this catalogue*

CI/SfB			
	31/59	Xt 7	
September 2007			



D&E "asgard" chameleon automatic flush deadbolt

The "asgard" DE27HZ/ZP chameleon lever action flush bolt. With the secondary leaf in the closed position and when the primary leaf closes, the latch is depressed and the shoot bolt is thrown.

DE27HZ/ZP	chameleon automatic flush bolt	zinc plated
DE27HZ/SSS*	chameleon automatic flush bolt	sat. stainless steel

Dimensions:	body:	98 x 25mm
	shoot diameter:	12mm
	shoot projection:	15mm
	shoot length:	190 - 85mm (<i>adjustable</i>)
	shoot backset:	40mm

Packaging: each / 50 pcs

Handing: reversible

For a floor socket with a sprung dust cover see below and P-1031

*A door selector should be used with this product
See the Door Controls section of this catalogue*

**SSS model available to order - subject to quantity.*



D&E "asgard" floor socket with dust cover

The "asgard" DE17HZ/ZP floor socket with sprung dust cover is designed for use with most of the D&E range of flush bolts.

DE17HZ/ZP	floor dust socket	zinc plated
-----------	-------------------	-------------

Dimensions:	body:	61 x 22mm
	socket diameter:	13mm internal 18mm external
	socket depth:	37mm

Packaging: each / 50 pcs

CI/SfB		
	31/59	Xt 7
September 2007		

D&E floor sockets with sprung dust cover



DE475/6/PB floor dust socket pol. brass
 DE475/6/NP floor dust socket nickel plated
 Dimensions - Ø: cover plate / body / internal: 14mm / 10mm / 6mm

DE475/8/PB floor dust socket pol. brass
 DE475/8/NP floor dust socket nickel plated
 Dimensions - Ø: cover plate / body / internal: 18mm / 12mm / 8mm

DE475/10/PB floor dust socket pol. brass
 DE475/10/NP floor dust socket nickel plated
 Dimensions - Ø: cover plate / body / internal: 20mm / 14mm / 10mm



DE475/12/PB floor dust socket pol. brass
 DE475/12/NP floor dust socket nickel plated
 Dimensions - Ø: cover plate / body / internal: 22mm / 16mm / 12mm

DE475/14/PB floor dust socket pol. brass
 DE475/14/NP floor dust socket nickel plated
 Dimensions - Ø: cover plate / body / internal: 25mm / 18mm / 14mm

DE475/16/PB floor dust socket pol. brass
 DE475/16/NP floor dust socket nickel plated
 Dimensions - Ø: cover plate / body / internal: 28mm / 20mm / 16mm


DE475/18/PB floor dust socket pol. brass
 DE475/18/NP floor dust socket nickel plated
 Dimensions - Ø: cover plate / body / internal: 30mm / 22mm / 18mm

DE475/20/PB floor dust socket pol. brass
 DE475/20/NP floor dust socket nickel plated
 Dimensions - Ø: cover plate / body / internal: 32mm / 24mm / 20mm

DE475/22/PB floor dust socket pol. brass
 DE475/22/NP floor dust socket nickel plated
 Dimensions - Ø: cover plate / body / internal: 32mm / 25mm / 22mm

All floor dust sockets have a depth of 28mm

D&E Digital lock.



The D&E push button digital lock is designed to work as an anti-theft and access control device.

<i>DELS5700/60/PB</i>	digital lock with holdback	PVD brass
<i>DELS5700/60/PC</i>	digital lock with holdback	pol. chrome plate
<i>DELS5700/60/SCP</i>	digital lock with holdback	sat. chrome plate

<i>DELS5710/60/PB</i>	digital lock without holdback	PVD brass
<i>DELS5710/60/PC</i>	digital lock without holdback	pol. chrome plate
<i>DELS5710/60/SCP</i>	digital lock without holdback	sat. chrome plate

Rating: low to medium usage doors.

Backset: 60mm

Door thickness: 35 - 55mm

Latchbolt: reversible, dead locking - nickel plated forend.

Combinations: over 8000 possible combinations. *(The lock will remain locked until the correct code has been entered)*

Integral parts: all the integral components have been chemically treated for extra strength and durability.

Supplied complete with fixings and box strike plate.

D&E contractors cylinder plug



The D&E cylinder plug is available in ten (10) differs. It is designed so that the contractor can limit access to, or secure a room until the cylinders arrive. Installation / removal is achieved in the same manner as a euro profile cylinder.

<i>DE7460/401/1</i>	key series 1
<i>DE7460/401/2</i>	key series 2
<i>DE7460/401/3</i>	key series 3
<i>DE7460/401/4</i>	key series 4
<i>DE7460/401/5</i>	key series 5
<i>DE7460/401/6</i>	key series 6
<i>DE7460/401/7</i>	key series 7
<i>DE7460/401/8</i>	key series 8
<i>DE7460/401/9</i>	key series 9
<i>DE7460/401/10</i>	key series 10

Operation: the key acts as a cylinder cam and operates the lock as a normal profile cylinder does.

Also available is a conversion plug to convert a euro profile lockcase to a wc function - 6mm follower incorporated - DE57100

This contractors cylinder insert is to be used as a temporary cylinder and should not be used in lieu of a permanent cylinder

CI/SfB			
	31/59	Xt 7	
September 2007			



D&E hook spindle - DESP5001/65

For use on applications where a lever is installed on one side of the door only. The hook is secured by tightening the grub screw located down the centre of the spindle.

DESP5001/65 hook spindle - 65mm

Door thickness: 50 - 55mm

Diameter: 8mm

Supplied complete with allen key.

Suitable for use with any D&E lockcase with an 8mm through follower.



D&E half spindle - PVCu handles

For use with PVCu handles with a bolt through fixing - lever / offset lever or pad.

DESP5011/55 half spindle - 55mm

DESP5011/65 half spindle - 65mm

DESP5011/75 half spindle - 75mm

Diameter: 8mm

Supplied complete with allen key.

Suitable for use with any D&E lockcase with an 8mm through follower.

CI/SfB		
	31/59	Xt 7
September 2007		

D&E split spindle

For use on applications where anti-panic locks with a 8mm split follower are installed.



DESP5002/100 8mm split spindle - 50 / 50mm

DESP5003/100 9mm split spindle - 50 / 50mm

Door thickness: 54mm

D&E split spindle - PVCu handles

For use with PVCu handles with a bolt through fixing - lever / lever or pad.

Primarily for use on nightlatch multi-point locks.



DESP5004/120 8mm split spindle - 55 / 65mm

Door thickness: 70mm

D&E Pitts mortice spindle

For use on applications where a set of levers or knob furniture is used which rely on the rose or backplate fixings to secure them to the door.

This spindle is highly recommended for use on handles for PVCu and Aluminium applications.



DESP5005/150 5mm pitts mortice spindle - 150mm

DESP5007/150 7mm pitts mortice spindle - 150mm

DESP5008/150 8mm pitts mortice spindle - 150mm

All above D&E Pitts mortice spindles will suit a door thickness of 90mm

D&E spindle sleeve range.



<i>DERBSL58</i>	spindle sleeve 5mm up to 8mm
<i>DERBSL67</i>	spindle sleeve 6mm up to 7mm
<i>DERBSL68</i>	spindle sleeve 6mm up to 8mm
<i>DERBSL78</i>	spindle sleeve 7mm up to 8mm
<i>DERBSL89</i>	spindle sleeve 8mm up to 9mm

Dimensions: 15mm standard length

Packaging: each

<i>DERBSL67/1</i>	spindle sleeve 6mm up to 7mm
<i>DERBSL68/1</i>	spindle sleeve 6mm up to 8mm
<i>DERBSL78/1</i>	spindle sleeve 7mm up to 8mm

Dimensions: 1 metre length

Packaging: each

Notes

CI/SfB			
	31/59	Xt 7	
September 2007			

[illegible]

Sales: 01733 896123



P-1036

Fax: 01733 894466

E&OE