

Ketterer Building Drives

DOOR & WALL

FACADE

UMBRELLA




WE GET IDEAS MOVING

The spirit of innovation and a sense of ideas beyond the familiar has made us into a pioneering company over more than 185 years.

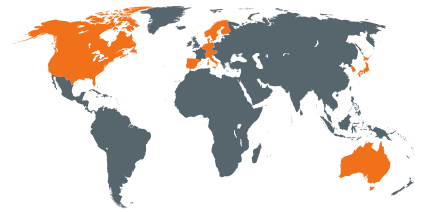
For a quarter of a century, we have been offering customized drive solutions for office and workplace workstations, as well as for shading systems and building technology.

Through our tradition of innovation, we have succeeded in establishing ourselves as a specialist and problem-solver in numerous areas.



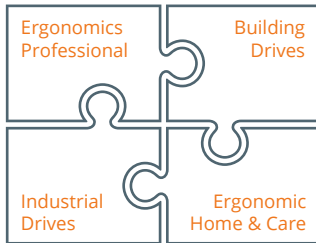


Over 185 years'
experience



11 representatives
in 18 countries

FACTS AND FIGURES



More than 60 standard solutions for four different market segments



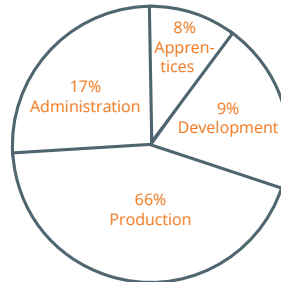
212 employees in 2018



Building Drives – Solutions for door and wall, facade, umbrella and sun protection



Customer-specific projects in numerous areas of application




Balanced personnel structure

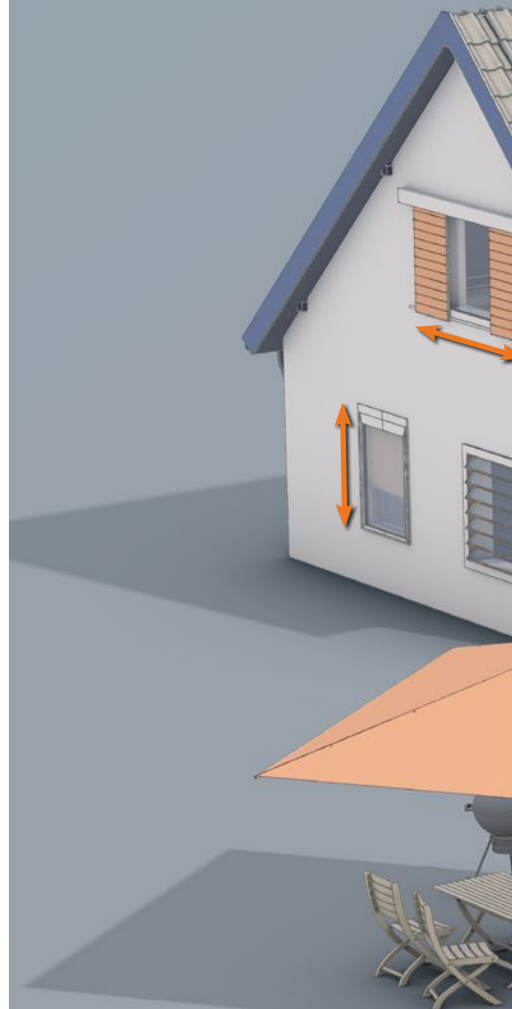



100%
Made in Black Forest

STRUCTURE AND PROTECTION IN MODERN BUILDINGS



Ketterer offers innovative drive solutions for building shading systems, doors, gates, movable partition walls, pergolas and umbrellas





DRIVE SOLUTIONS FOR PERGOLAS (ATTACHED TO THE HOUSE)


Bevel gear 3058 with single-sided output

Compact gear for large shades and pergolas


The bevel gear with special gearing ensures smooth operation of the gear when lifting and lowering the telescopic post, so that the rainwater can drain off.

- Max. load pull/push 10 kN/12kN
- Transmission ratio 1:4
- Max. Drive torque 10 Nm
- Aluminum housing
- Hardened steel gears

Drive and output can be modified according to customer-specific applications The bevel gear can be combined with any spindle from Ketterer.



Bevel gear 3058
*Compact gear for
large shades and pergolas*



DRIVE SOLUTIONS FOR PERGOLAS (FREE-STANDING)

Worm gear 4737

Compact worm gear for movement diversion and for turning the individual slats of the pergola roof

- 5 variants: Transmission ratio 1:1, 2:1, 8.5:1, 20:1, 30:1
- Compact zinc die-cast housing
- Exterior measurements 70 x 40 x 40 mm
- Max. Torque from 2 to 17 Nm

The drive and output can be modified according to customer-specific applications. The housing is also customizable on customer request.

Bevel gear 3869 with spindle

Angle gear, distributor or front gear for shading elements, for example, to lower the pergola roof, so that the water can drain off


- Hardened, ball bearing mounted steel gears
- Precise gear fitting
- Transmission ratio 1:1
- Operating life $\geq 20,000$ drive and turning cycles
- Operating temperature -10 to 90° C
- Suitable for use in extremely dry atmosphere $< 1\%$ humidity
- Drive/output torque 10 Nm

Due to the modular structure of the gear, the combination of up to three drive gears is possible on request. The gear can also be modified according to customer-specific applications.


Bevel gear 3869

Deflection gear for transferring the motor movement to the individual worm gears of the pergola roof

Bevel gear 3869
with spindle
Compact gear
for pergola roofs



Worm gear 4737
Compact gear for pergola roofs



Bevel gear 3869
Compact gear for pergola roofs



DRIVE SOLUTIONS FOR WINDOWS (CLOSED CAVITY FACADE)

Bevel gear 3869

Angle gear, distributor or front gear for shading elements in the window – specially adapted to the requirements of a CCF (Closed Cavity Facade)

- Hardened, ball bearing mounted steel gears
- Precise gear fitting
- Transmission ratio 1:1
- Operating life $\geq 20,000$ drive and turning cycles
- Operating temperature -10 to 90° C
- Suitable for use in extremely dry atmosphere
< 1% humidity
- Drive/output torque 10 Nm

Due to the modular structure of the gear, a combination of up to three drive gears is possible on request. The gear can also be modified according to customer-specific applications



Bevel gear 3869
Compact gear for windows



DRIVE SOLUTIONS FOR UMBRELLAS

Bevel gear 3057

*Compact gear for large shades
and partition wall systems*

The bevel gear with special gearing ensures smooth operation of the gear and allows for easy opening and closing of the sunshade.

- Max. load pull/push 8 kN/5 kN
- Transmission ratio 1:2
- Drive torque 2.5 Nm
- Zinc die-cast housing
- Hardened steel gears
- Hexagonal output possible on both sides
- Simple Installation

Drive and output can be modified according to customer-specific applications The bevel gear can be combined with any spindle from Ketterer.

Bevel gear 3058

*Compact gear for large shades
and partition wall systems*


The bevel gear with special gearing ensures smooth operation of the gear and allows for easy opening and closing of the sunshade.

- Max. load pull/push 10 kN/12kN
- Transmission ratio 1:4
- Drive torque 10 Nm
- Aluminum housing
- Hardened steel gears
- Hexagonal output possible on both sides
- Simple Installation

Drive and output can be modified according to customer-specific applications The bevel gear can be combined with any spindle from Ketterer.

Bevel gear 3057

*Compact gear for large shades
and partition wall systems*




Bevel gear 3058

*Compact gear for large shades
and partition wall systems*




THE RIGHT PRODUCT FOR EVERY APPLICATION

Door & Wall



Facade

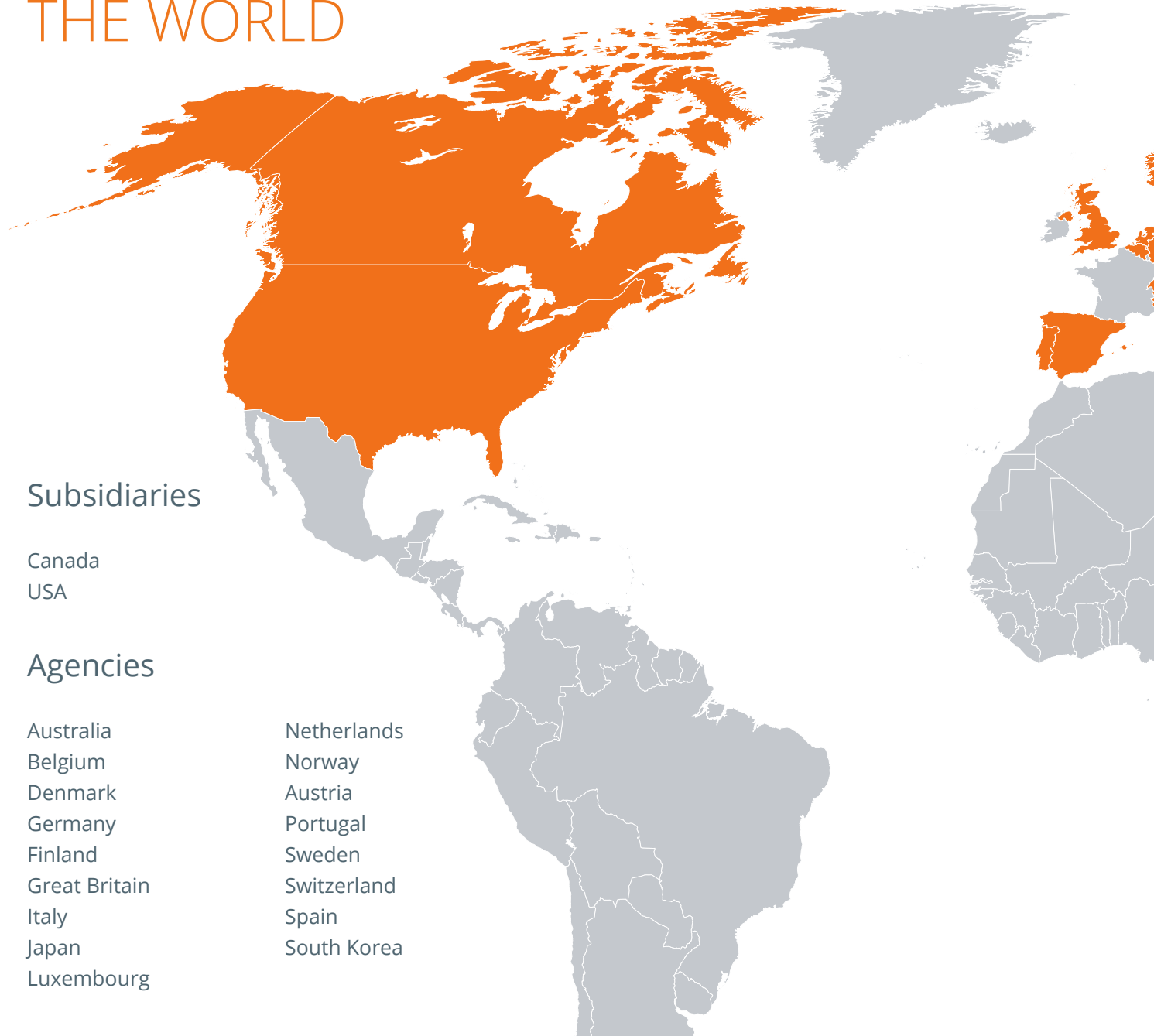


Umbrella &
Sun Protection





USED AROUND THE WORLD

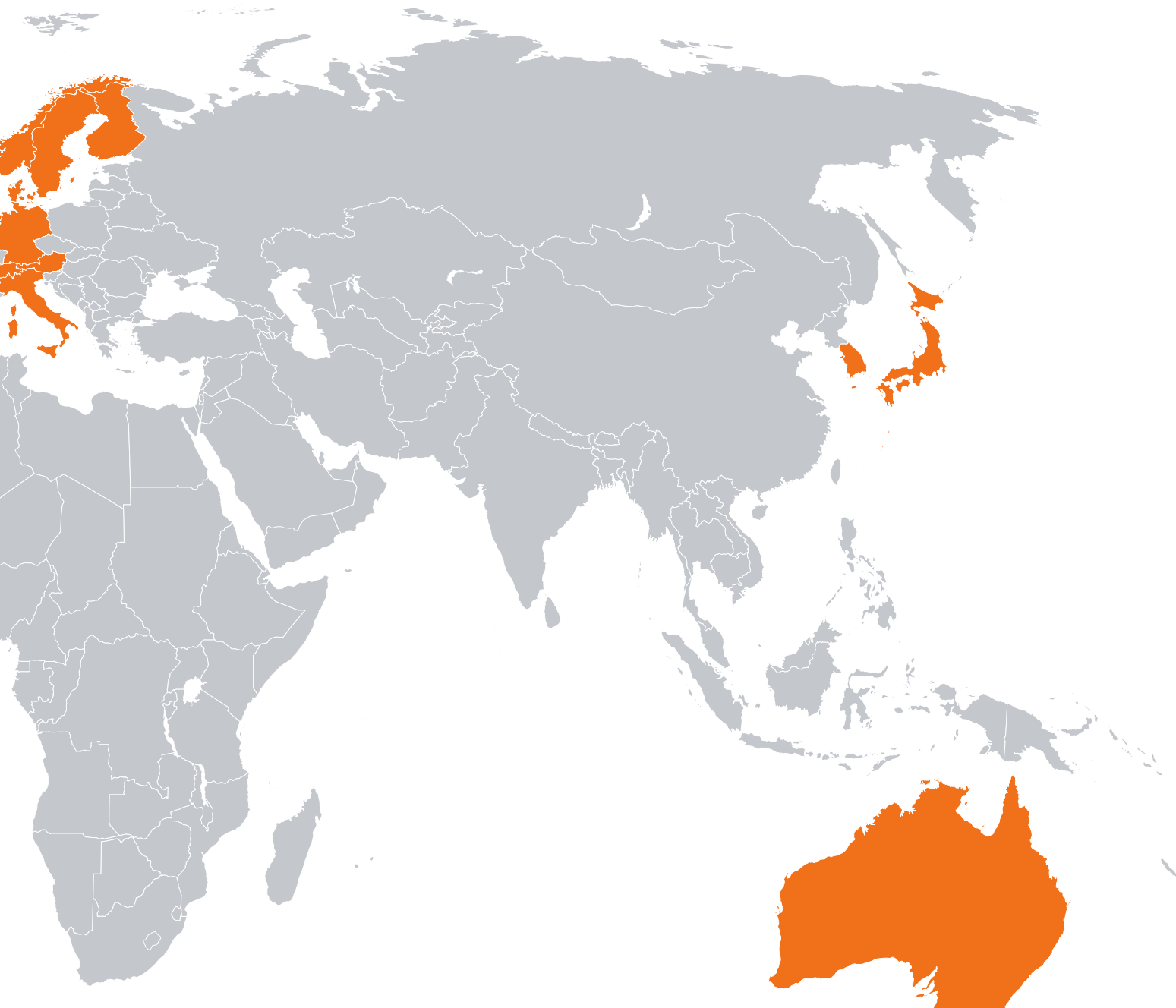


Subsidiaries

Canada
USA

Agencies

Australia
Belgium
Denmark
Germany
Finland
Great Britain
Italy
Japan
Luxembourg
Netherlands
Norway
Austria
Portugal
Sweden
Switzerland
Spain
South Korea



B. Ketterer Söhne GmbH & Co. KG
Bahnhofstrasse 20
78120 Furtwangen
Germany

Phone: +49 7723 9323-0
Mail: info@ketterer.de
Online: www.ketterer.de