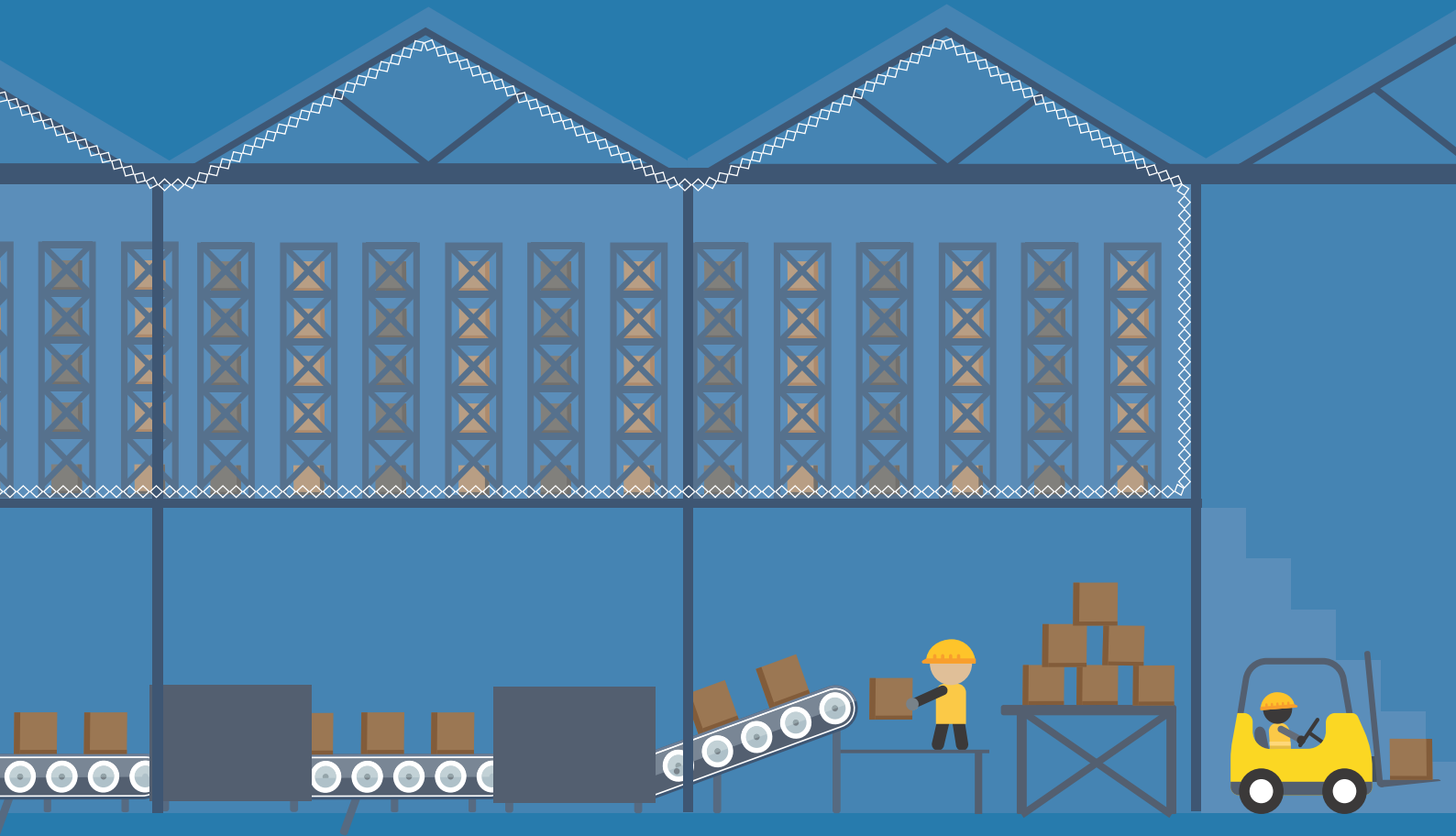




Flexiwall®
industrial partitioning



The easy way to enclose a mezzanine floor

westgateuk.co.uk +44 (0)1785 242181 salesteam@westgateuk.co.uk

PARTITIONS | SCREENS | HOARDING | DOORS | PROTECTION SYSTEMS | WINDOW FILM | BLINDS



Westgate




Mezzanine floors are commonplace in many industrial and commercial environments. They deliver more space without extending or moving to bigger premises and can allow for segregation of different areas where necessary. Whether they are fixed or temporary, mezzanine floors can be of great value in manufacturing plants and warehouses across various industries.

Westgate are regularly contacted by manufacturing and warehouse facilities who are looking to enclose existing mezzanine floors. Final solutions can be for a number of reasons including; preventing the spread of dust due to manufacturing processes or the reverse of this, to prevent dust getting to stored and finished goods.


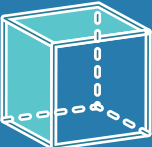
When enclosing a mezzanine area there are always a number of additional complications to consider;

I have lots of penetrations and services





A variety of different ducts and services could run through the area, especially as a mezzanine floor is by nature much closer to the ceiling. Traditional building materials have difficulty accommodating multiple penetrations, whereas **Flexiwall** is easily manufactured to take these penetrations into account and can create a dust seal around them. This is achieved because **Flexiwall** is a pliable material until it is tensioned, giving much more flexibility during design, manufacture and installation.

I have structural loads to consider




Many mezzanine floors were likely installed calculating the expected weight of goods to be stored or processes that would take place on them. When the new need arises to enclose the space, building an additional heavy wall might not be an option!

Flexiwall is manufactured from lightweight materials which are suspended from the buildings existing steel work, so adding very little weight to the overall floor itself. To be exact when hung, **Flexiwall** can weigh as little as 500 grams per m².



I don't want to lose too much space



It's fair to assume that a mezzanine floor has been installed due to one of its main features, to provide more space within an existing floorplan! Therefore the last thing that you will want to do is reduce this space, by installing a wall that takes up lots of floor space. Due to the materials and installation methods used, **Flexiwall** requires no load width at the base, therefore the final wall is only 10's of millimetres wide.

I need to retain light and vision



Enclosing any area comes with the disadvantage of reducing light. To prevent the need for costly additional lighting **Flexiwall** comes with two key features. Firstly, it is available in a range of material options, which are translucent and allow light transit. Secondly, **Flexiwall** can be designed with any number of clear vision panels installed.



I don't want to massively disrupt my current operation

All major projects come with an element of downtime and generally creating a full enclosure or partition is up there as one of the most disruptive. However with **Flexiwall**, installations are much quicker and cleaner when compared with building masonry or stud walls. Panels are pre-manufactured offsite to design and once onsite are quickly suspended and tensioned. Recently over 600m² of **Flexiwall** was installed in less than a week.

In summary it's clear to see just how easy it can be to enclose a mezzanine floor using **Flexiwall**. Crucially, using **Flexiwall** is incredibly time-efficient in terms of installation and overcomes issues with weight, space and light.

[Visit our website to learn more about Flexiwall](#)