

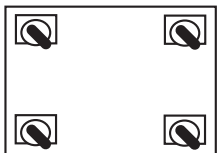


E969
Ext. Dim. 930 x 460 x 700 mm **Int. Dim.** 810 x 350 x 610 mm
Capacity: 214 litres **Material:** MDPE **Weight:** 10.5 Kgs
Colours: Blue, Red, Green, Yellow and Natural
Lid Ref: E8969, Drop on lid,
 Blue, Red, Green, Yellow and Natural, MDPE, 1.6 Kgs
Additional Details: 63mm Nylon castors, FC1 arrangement.

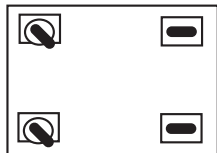
E967
Ext. Dim. 900 x 660 x 600 mm **Int. Dim.** 780 x 530 x 510mm
Capacity: 227 litres **Material:** MDPE **Weight:** 12.0 Kgs
Colours: Blue, Red, Green, Yellow and Natural
Lid Ref: E8967, Drop on lid,
 Blue, Red, Green, Yellow and Natural, MDPE, 2.2 Kgs
Additional Details: 100mm Nylon or rubber castors, FC2 arrangement.

E968
Ext. Dim. 970 x 670 x 710 mm **Int. Dim.** 830 x 520 x 610 mm
Capacity: 304 litres **Material:** MDPE **Weight:** 15.6 Kgs
Colours: Blue, Red, Green, Yellow and Natural
Lid Ref: E8968, Drop on lid,
 Blue, Red, Green, Yellow and Natural, MDPE, 3.0 Kgs
Additional Details: 100mm Nylon or rubber castors, FC2 arrangement.

E972
Ext. Dim. 1290 x 680 x 720 mm **Int. Dim.** 1140 x 520 x 610 mm
Capacity: 450 litres **Material:** MDPE **Weight:** 22.5 Kgs
Colours: Blue, Red, Green, Yellow and Natural
Lid Ref: E8972, Drop on lid,
 Blue, Red, Green, Yellow and Natural, MDPE, 4.0 Kgs
Additional Details: 100mm Nylon or rubber castors, FC2 arrangement.



FC1 4 swivel castors



FC2 2 fixed and 2 swivel castors. Pushed from the swivel end.



Top to bottom - **T205** clear lid in the open position, slide position and closed position on the **R205** ingredient bin.

Left - shows model **E970** nested emphasising the smooth snag free rounded corners and the colour options of the entire range, making them ideal for food applications.

Buy online @ www.swift-shop.com



All products on this spread have base boards or bolt through castors.



GENERAL PURPOSE TRUCKS Capacity 65 litres to 446 litres

R920
Ext. Dim. 610 x 370 x 645 mm **Int. Dim.** 510 x 270 x 570 mm
Capacity: 65 litres **Material:** MDPE **Weight:** 4.1 Kgs
Colours: Brown **Lid Ref:** T204 Clear, half sliding lid, PET, 1.2 Kgs
Additional Details: 50mm Nylon swivel castors, FC1 arrangement.

R921
Ext. Dim. 610 x 470 x 645 mm **Int. Dim.** 510 x 370 x 570 mm
Capacity: 89 litres **Material:** MDPE **Weight:** 4.7 Kgs
Colours: Brown **Lid Ref:** T205 Clear, half sliding lid, PET, 1.5 kgs
Additional Details: 50mm Nylon swivel castors, FC1 arrangement.

E910
Ext. Dim. 660 x 457 x 635 mm **Int. Dim.** 550 x 350 x 550 mm
Capacity: 134 litres **Material:** MDPE **Weight:** 7.0 Kgs
Colours: Blue **Lid Ref:** -
Additional Details: 50mm Nylon swivel castors, FC1 arrangement.

E920
Ext. Dim. 609 x 457 x 736 mm **Int. Dim.** 500 x 350 x 660 mm
Capacity: 151 litres **Material:** MDPE **Weight:** 6.1 Kgs
Colours: Blue **Lid Ref:** -
Additional Details: 50mm Nylon swivel castors, FC1 arrangement.

E950
Ext. Dim. 965 x 381 x 609 mm **Int. Dim.** 860 x 265 x 549 mm
Capacity: 166 litres **Material:** MDPE **Weight:** 7.0 Kgs
Colours: Blue **Lid Ref:** -
Additional Details: 50mm Nylon swivel castors, FC1 arrangement.

E930
Ext. Dim. 812 x 475 x 609 mm **Int. Dim.** 700 x 345 x 545 mm
Capacity: 167 litres **Material:** MDPE **Weight:** 6.0 Kgs
Colours: Blue **Lid Ref:** -
Additional Details: 50mm Nylon swivel castors, FC1 arrangement.

E940
Ext. Dim. 660 x 609 x 635 mm **Int. Dim.** 570 x 510 x 560 mm
Capacity: 187 litres **Material:** MDPE **Weight:** 7.1 Kgs
Colours: Blue **Lid Ref:** -
Additional Details: 50mm Nylon swivel castors, FC1 arrangement.

R950T
Ext. Dim. 875 x 710 x 635 mm **Int. Dim.** 665 x 510 x 475 mm
Capacity: 227 litres **Material:** MDPE **Weight:** 13.7 Kgs
Colours: Natural **Lid Ref:** X358 Drop on lid, Natural, MDPE 2 Kgs
Additional Details: Plastic baseboard support 100mm Nylon heavy duty castors, FC2 arrangement.

R247
Ext. Dim. 1000 x 690 x 750 mm **Int. Dim.** 840 x 540 x 600 mm
Capacity: 315 litres **Material:** MDPE **Weight:** 11.0 Kgs
Colours: Green **Lid Ref:** -
Additional Details: 100mm heavy duty castors, BC1 arrangement castors fixed to 4mm ply base board

R952T
Ext. Dim. 1320 x 710 x 730 mm **Int. Dim.** 1120 x 515 x 570 mm
Capacity: 446 litres **Material:** MDPE **Weight:** 22.8 Kgs
Colours: Natural **Lid Ref:** R8952 Drop on lid, Natural, MDPE, 3.3 Kgs
Additional Details: Plastic baseboard support 100mm Nylon heavy duty castors, FC2 arrangement.



All products on this spread have bolt through castors

E920

E950



E930

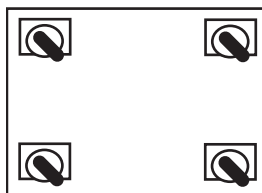
E940

E910

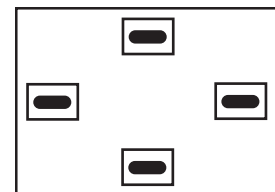
Below and right - shows the base and castor fixing arrangement from both inside and outside model **R247**



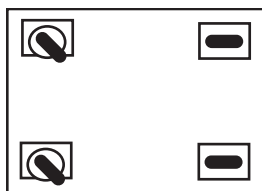
Above- Smooth snag free surfaces and anti jam nesting stops are a feature of all the above models in the main shot.



FC1 4 swivel castors



BC1 4 fixed castors.



FC2 2 fixed and 2 swivel castors. Pushed from the swivel end.

Buy online @ www.swift-shop.com

C4520

C4510



M2602

B19

TROLLIES

B19

Ext. Dim. 680 x 430 x 1020 mm

Material: Tubular steel aluminised finish trolley complete with 2 x M2602 containers, PP

Weight: 12.5 Kgs with trays

Colours: Silver frame.

Additional Details: 100mm swivel rubber castors. FC1 arrangement. Trolley holds 2 x M2602 containers (included) in Red or Blue.

C4510

Ext. Dim. 760 x 405 x 820 mm

Capacity: 181 Kgs load max. 90.5 Kgs per shelf

Material: PP

Weight: 12.3 Kgs

Colours: Black

Lid Ref: -

Additional Details: 125mm non marking rubber castors, 2 fixed, 2 swivel. FC2 arrangement.

C4520

Ext. Dim. 915 x 610 x 820 mm

Capacity: 181 Kgs load max. 90.5 Kgs per shelf

Material: PP

Weight: 17.3 Kgs

Colours: Black

Lid Ref: -

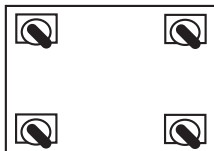
Additional Details: 125mm non marking rubber castors, 2 fixed, 2 swivel. FC2 arrangement.



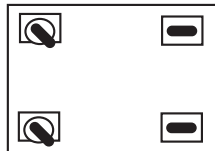
M2602

Dividers allowing subdivision are available.

M2662 lengthways, M2642 widthways. Please see page 35 for details



FC1 4 swivel castors



FC2 2 fixed and 2 swivel castors.
Pushed from the swivel end.



TIPPER TRUCKS Capacity 383 litres to 850 litres

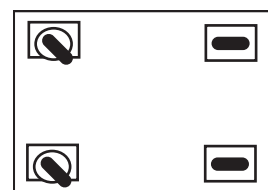
R91
Ext. Dim. 1510 x 760 x 850 mm **Int. Dim.** 1270 x 660 x 660 mm
Capacity: 383 litres **Material:** MDPE **Weight:** 40 Kgs
Colours: Blue **Lid Ref:** -
Frame: Black/silver epoxy coated mild steel
Additional Details: 2 x 200mm Rubber tyred wheels at front, 2 x 75mm Nylon swivel castors. FC2 arrangement.

R89
Ext. Dim. 1680 x 780 x 1070 mm **Int. Dim.** 1420 x 660 x 860 mm
Capacity: 660 litres **Material:** MDPE **Weight:** 57 Kgs
Colours: Blue **Lid Ref:** -
Frame: Black/silver epoxy coated mild steel
Additional Details: 2 x 330mm Rubber tyred wheels at front, 2 x 130mm rubber swivel castors at rear. FC2 arrangement.

R31
Ext. Dim. 1920 x 880 x 1150 mm
Int. Dim. 1630 x 740 x 910 mm
Capacity: 850 litres **Material:** MDPE **Weight:** 74 Kgs
Colours: Blue **Lid Ref:** -
Frame: Black/silver epoxy coated mild steel
Additional Details: 2 x 330mm Rubber tyred wheels at front, 2 x 130mm rubber swivel castors at rear. FC2 arrangement.

NB weights indicated are for body and frame combined.
 Individual weights are as follows:

Model	Body	Frame
R91	17 Kgs	23 Kgs
R89	21 Kgs	36 Kgs
R31	33 Kgs	41 Kgs



FC2 2 fixed and 2 swivel castors.
 Pushed from the swivel end.

X304

X302

E701



H304THC

H302THC

H701THC

CHASSIS TRUCKS Capacity 145 litres to 415 litres

X302 THC

Ext. Dim. 980 x 560 x 825 mm **Int. Dim.** 900 x 500 x 380 mm
Capacity: 145 litres **Material:** MDPE **Weight:** 24.0 Kgs
Colours: Natural **Lid Ref:** -
Additional Details: Includes H302THC chassis in Black/Silver epoxy coated mild steel 17.4 Kgs, 100mm nylon FC2 castor arrangement

X304 THC

Ext. Dim. 1160 x 690 x 790 mm **Int. Dim.** 1080 x 600 x 380 mm
Capacity: 198 litres **Material:** MDPE **Weight:** 26.4 Kgs
Colours: Natural **Lid Ref:** -
Additional Details: Includes H304THC chassis in Black/Silver epoxy coated mild steel 19.0 Kgs, 100mm nylon FC2 castor arrangement

E701 THC

Ext. Dim. 1120 x 710 x 900 mm **Int. Dim.** 870 x 570 x 610mm
Capacity: 320 litres **Material:** MDPE **Weight:** 36.5 Kgs
Colours: Natural **Lid Ref:** E8701 Drop on lid,
 MDPE, Natural, 4.0 Kgs
Additional Details: Includes H701THC chassis in Black/Silver epoxy coated mild steel 22.0 Kgs, 150 and 125mm nylon wheels, BC3 arrangement

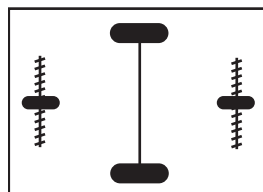
E765 THC*

Ext. Dim. 1320 x 800 x 860 mm **Int. Dim.** 990 x 640 x 600 mm
Capacity: 415 litres **Material:** MDPE **Weight:** 41.5 Kgs
Colours: Natural **Lid Ref:** -
Additional Details: Includes H765THC chassis in Black/Silver epoxy coated mild steel 20.5 Kgs, 150 and 125mm nylon wheels, BC3 arrangement

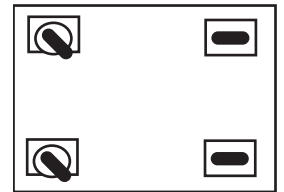
NOTE Mailbox troughs **X302** and **X304** are supplied with a waste hole indentation for fitting a sink waste unit, model **030**. See page 47 for details.



Mailbox JORLO and Chassis Frames have an attractive Black/Silver epoxy coated finish. Left.



BC3 2 fixed centre wheels. 2 sliding end wheels



FC2 2 fixed and 2 swivel castors. Pushed from the swivel end.

*Not shown

H111 takes all versions of the M111

X338



H3338

X338



H6338

H111

TROLLEYS

H3338

Ext. Dim. 500 x 455 x 1230 mm

Capacity: 3 x X338 Containers**

Material: Epoxy coated mild steel or stainless steel.

Weight: 12.0 Kgs

Lid Ref: -

Colours: Black/Silver

Additional Details: Castor arrangement FC1 4 Swivel, 75mm Nylon castors

H6338

Ext. Dim. 900 x 500 x 1260 mm

Capacity: 6 x X338 Containers**

Material: Epoxy coated mild steel or stainless steel.

Weight: 22.0 Kgs

Lid Ref: -

Colours: Black/Silver

Additional Details: Castor arrangement FC1 4 Swivel, 100mm Nylon castors

H111

Ext. Dim. 860 x 590 x 1820 mm

Capacity: 16 x M111 Trays***

Material: Epoxy coated mild steel or stainless steel.

Weight: 44.0 Kgs

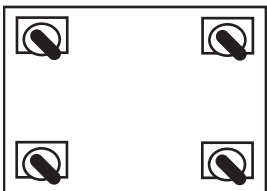
Lid Ref: -

Colours: Black/Silver

Additional Details: Castor arrangement FC1 4 Swivel, 100mm Nylon castors

**See page 44 for details of X338

***See page 12 for details of M111



FC1 4 swivel castors.

The H111 (right), H3338 and H6338 are also available in stainless steel. Model numbers are H111SS, H3338SS and H6338SS. Please contact us for further details.



Buy online @ www.swift-shop.com



R1126



H211



C8086



C8060



U107 Handle

U106

DOLLIES

R1126 Euro dolly
OA Dim. 875 x 565 x 230 mm
Capacity: - **Material:** MDPE **Weight:** 6.5 Kgs
Weight Loading: 100 Kgs **Colours:** Red, Blue, Yellow and Green
Additional Details: Complete with 4 x 74 mm nylon swivel castors, FC1 arrangement. Suits our Stamford range of trays M111, M211, M311 plus all stacking trays with 764 x 455 dimensions

H211
OA Dim. 790 x 480 x 140 mm
Capacity: - **Material:** Mild steel epoxy coated **Weight:** 8.9 Kgs
Weight Loading: 250 Kgs **Colours:** Black/Silver
Additional Details: 75mm Swivel castors, FC1 arrangement. Suits all stacking trays M111, M211 and M311

U108 Euro dolly
OA Dim. 830 x 630 x 155 mm
Capacity: - **Material:** Anodised Aluminium frame, ABS corners **Weight:** 4.3 Kgs
Weight Loading: 250 Kgs **Colours:** Grey/Red
Additional Details: 100 mm Swivel castors, FC1 arrangement. Suits all containers of 800 x 600mm dimensions

C8086 Stacking Dolly
OA Dim. 800 x 600 x 200 mm
Capacity: - **Material:** PP **Weight:** 6.5 Kgs
Weight Loading: 450 Kgs **Colours:** Black
Additional Details: 4 x 125 mm nylon castors, 2 fixed 2 swivel. FC2 arrangement.

R912 Stacking Euro dolly
OA Dim. 800 x 610 x 210 mm
Capacity: - **Material:** MDPE **Weight:** 7.7 Kgs
Weight Loading: 250 Kgs **Colours:** Grey
Additional Details: 100 mm Nylon castors, FC2 arrangement. Moulded in carrying handles. Suits Tower Euro stacking range. (2 stacks of 600 x 400 mm or 4 of 400 x 300 mm). Detachable handle R863 also available in Red & Grey MDPE, 2.3 Kgs

R864 Stacking Euro dolly
OA Dim. 800 x 610 x 210 mm
Capacity: - **Material:** MDPE **Weight:** 7.7 Kgs
Weight Loading: 250 Kgs **Colours:** Grey
Additional Details: 100 mm Nylon castors, FC2 arrangement. Moulded in carrying handles. Suits Security and Swift distribution containers M712/3/6/7/8/9 and M2602. Detachable handle R863 also available in Red & Grey MDPE, 2.3 Kgs

C8060 Stacking Euro dolly
OA Dim. 800 x 600 x 200 mm
Capacity: - **Material:** HDPE **Weight:** 8.6 Kgs
Weight Loading: 400 Kgs **Colours:** Blue and Grey
Additional Details: 4 x 125 mm nylon castors, 2 fixed 2 swivel. FC2 arrangement.

U106 Euro dolly
OA Dim. 630 x 430 x 155 mm
Capacity: - **Material:** ABS **Weight:** 2.9 Kgs
Weight Loading: 250Kgs **Colours:** Blue.
Additional Details: 100mm swivel castors, FC1 arrangement. Suits all containers of 600 x 400mm dimensions. U107 pushing handle also available in Re or Blue.

U100 Euro dolly
OA Dim. 600 x 400 mm
Capacity: - **Material:** Mild steel epoxy coated **Weight:** 7.7 Kgs
Weight Loading: 250 Kgs **Colours:** Black/Silver
Additional Details: 100mm Nylon swivel castors, FC1 arrangement. Suits all containers of 600 x 400mm dimensions

R1117 Dolly for X353/4/5/6 range of tubs . see page 38-39
OA Dim. 500 x 500 x 268mm
Capacity: - **Material:** MDPE **Weight:** 5.1 Kgs
Weight Loading: 100 Kgs **Colours:** Blue, Red, Yellow & Green
Additional Details: 4 x 75 mm swivel castors

U2800 Euro dolly
OA Dim. 613 x 413 x 186 mm
Capacity: - **Material:** ABS **Weight:** 4.2 Kgs
Weight Loading: 250 Kgs **Colours:** Yellow
Additional Details: 100mm nylon swivel castors, FC2 arrangement. suits most 600 x 400mm stack/nest and stacking containers.

All dolly weight loadings are based on even distribution of load



U108

R863 Handle



R912



R864

R863 Handle



U100



R1117



U2800

R202 Euro dolly
OA Dim. 650 x 450 x 180 mm
Capacity: - **Material:** MDPE **Weight:** 5.0 Kgs
Weight Loading: 100 Kgs **Colours:** Grey
Additional Details: 63 mm Nylon swivel castors, FC1 arrangement.
 Suits all containers of 600 x 400mm dimensions

E1104
OA Dim. 650 x 395 x 130 mm
Capacity: - **Material:** MDPE **Weight:** 4.6 Kgs
Weight Loading: 100 Kgs **Colours:** Black
Additional Details: 4 x 63 mm Nylon castors, FC1 arrangement.
 Suits all stacking trays M104 and M118



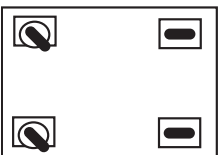
R202



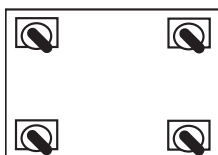
Additional Details:
 Dollies made to size to suit most of the containers in the Mailbox range are available in both the epoxy coated mild steel style or using ABS corners and cut to length aluminium profile shown above.
 This example is the U108 amended to carry the U7956. 630 x 430 x 155 mm



E1104



FC2 2 fixed and 2 swivel castors.
 Pushed from the swivel end.



FC1 4 swivel castors.

