

Drywipe Whiteboards



Ultra-smooth whiteboards

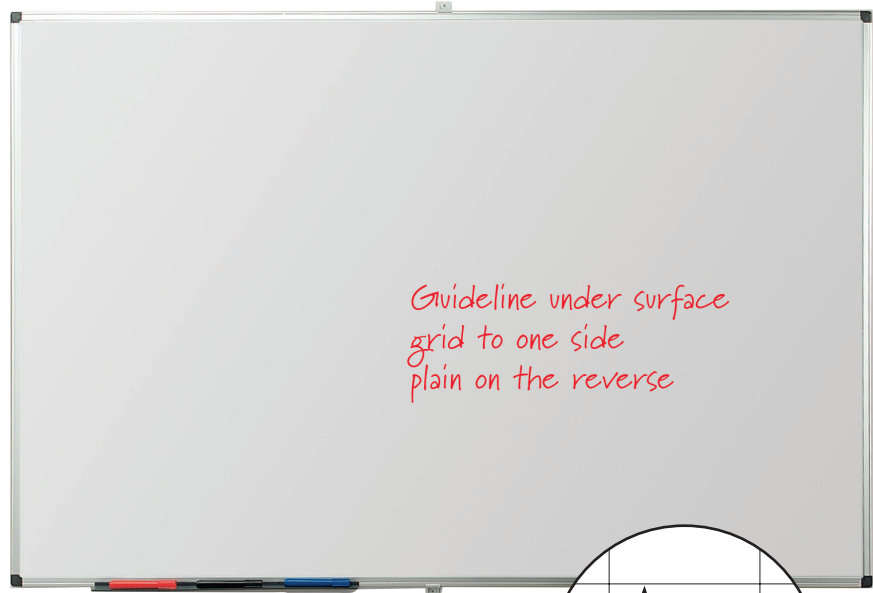
Popular whiteboard for everyday use

Aluminium framed double sided whiteboards available in a wide range of sizes. Supplied with pen tray and concealed through the corner wall fixings. For use with drywipe pens. Can be mounted landscape or portrait.

Guideline® whiteboards

Feint gridding aids writing, but not seen by audience

The Guideline white board has a feint 20mm square grid that assists the presenter, but is unseen by the audience. Aluminium framed with gridded surface to one side and a plain whiteboard to the reverse. Available in a choice of eight popular sizes, and supplied with pen tray and concealed through the corner fixings.




Size H 450mm
W 600mm
Ultra-smooth **49531**
Guideline **49131**



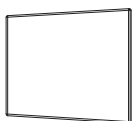
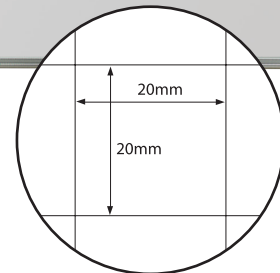
Size H 900mm
W 600mm
Ultra-smooth **49532**
Guideline **49132**



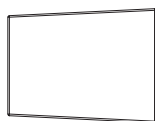
Size H 1200mm
W 900mm
Ultra-smooth **49543**
Guideline **49143**



Size H 1200mm
W 1200mm
Ultra-smooth **49544**
Guideline **49144**



Size H 1200mm
W 1500mm
Ultra-smooth **49554**
Guideline **49154**



Size H 1200mm
W 1800mm
Ultra-smooth **49564**
Guideline **49164**



Size H 1200mm
W 2400mm
Ultra-smooth **49584**
Guideline **49184**



Size H 1200mm
W 2700mm
Ultra-smooth **49594**
Guideline **49194**

