



## Manhole Covers

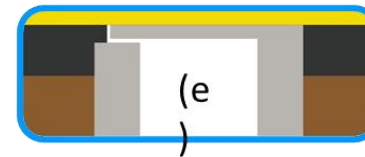
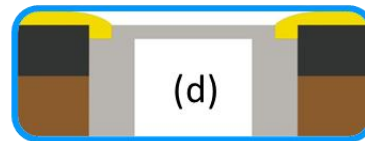
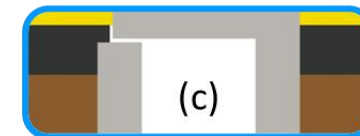
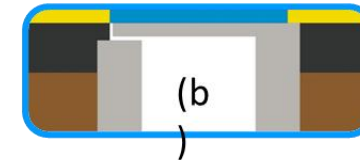
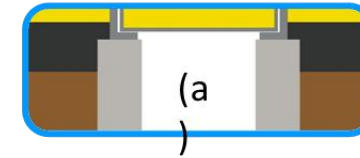

There are several options when encountering inspection chambers / manhole covers within the wet pour surfacing area :

- a) Install A Recess Manhole
- b) Overlay & mark with a graphic
- c) Raise existing manhole
- d) Grade surfacing down around it
- e) Cover Over if redundant or no access will be required.

We would always strongly recommend a recessed manhole to be installed or overlay in wet-pour graphic to identify the location of the drain cover.

Manhole Covers should not be within the 'freespace' of any fixed equipment, so consideration should be given to this during the planning stage.

## RECESSED MANHOLE COVERS



Water House, 35 Water Lane, Wilmslow, Cheshire, SK9 5AR

Tel: 01625 445 760 Fax: 01625 525 619

[sports@softsurfaces.co.uk](mailto:sports@softsurfaces.co.uk)

[www.sportsandsafetysurfaces.co.uk](http://www.sportsandsafetysurfaces.co.uk)