



**Wood Consultation Room Furniture Package**

£1239 **SAVE £145**

Product Code - BEA6110

**Features**

**Beaumont Room Set - includes Wood Plinth, Chair, Double Step & Panel Screens**

*Ideal for furnishing consultation rooms and clinics. This complete room set provides top of the range equipment as an affordable package.*

**Wood Plinth with storage**

- Static fixed height with multi-position ratchet backrest
- Double layered high grade density 2" foam upholstery
- Steel frame surround has white anti-microbial protective coating
- Incorporates two integral wooden storage cabinets
- Liquid/water repellent treated beechwood finish
- Plinth and cabinets supplied ready assembled

**Chair**

- Pneumatic paddle with dual height & back adjustment
- Contoured moulded back support
- High grade scuff resist anti-microbial vinyl upholstery
- Aluminium base with hard free-wheeling castors

**Steps**


- Double step upholstered in matching vinyl
- Steel frame with white anti-microbial protective coating

**Screens**

- Four-fold double sided vinyl panels in easy to clean anti-microbial/ hydrophobic vinyl
- Frame in white anti-microbial protective epoxy coating with Swivel castors

*All vinyl finished products are supplied in matching vinyl to your couch colour selection unless otherwise requested*

vinyl colours available:



**Special Plinth Feature:**

Standard cabinet configuration - head cabinet with single drawer and under cupboard with internal adjustable shelf; foot cabinet with 5 drawer stack.

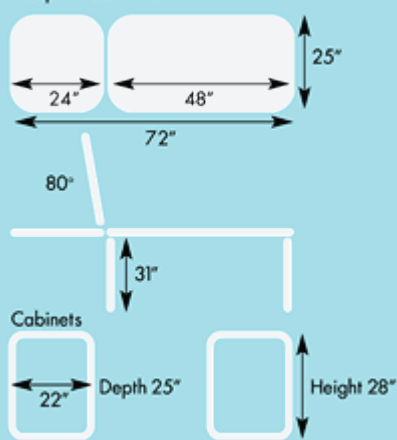
**Cabinets can be made to any configuration.**

**Options**

- Choice of anti-microbial upholstery colours
- Additional +3" width
- Breather hole
- Anatomic memory foam

**Specification & Technical Information**

Footprint: 25" x 72"



**Vinyl Infection Control**

Hydrophobic & Anti-Microbial with infection proof additive against E coli and MRSA.



**CE Compliant** CE approved.



**British Safety Standards**

BS3379/BS5852; Fire Safety Regulations S11324,1989

**Attachments**

- Hygiene Roll Holder
- Head Cushion Support
- IV Pole
- Foot Stirrups
- Leg Support Troughs
- Phlebotomy Arm (single / pair)

#### Wood Plinth



SWL - 225kg

**Hansen 9240 Chair**



SWL - 165kg H20"-28"

**Avery 8120 Steps**



SWL - 225kg H13"xW17"

**Avery 8600 4-Panel Screens**

H69" x W24" per panel

#### Pricing & Ordering Information

**BEA6110 Beaumont Medical Room Furniture Package - Wood Plinth, Chair, Steps & Screens**

**£1239**  
**SAVE £145**

#### Options

|     |                              |     |
|-----|------------------------------|-----|
| O21 | Additional +3" width         | £65 |
| O24 | Breather Hole + Vinyl Wedge  | £25 |
| O25 | Anatomic Memory Foam         | £95 |
| V30 | Choice of Upholstery Colours | FOC |
| V31 | Upholstery Upgrade           | £40 |

#### Attachments

|     |                       |      |
|-----|-----------------------|------|
| A1  | Hygiene Roll Holder   | £27  |
| A3  | Head Cushion Support  | £45  |
| A4  | IV Pole               | £69  |
| A5  | Foot Stirrups         | £95  |
| A6  | Leg Support Troughs   | £145 |
| A7  | Phlebotomy Arm        | £95  |
| A11 | Phlebotomy Arm (pair) | £180 |

• all prices are VAT exclusive

#### Delivery & Manufacture Information

**Production Lead Time** - approx. **20 working days**



**FREE Delivery** anywhere in mainland UK by specialist pallett courier



**Meditelle Personal Installation** service available to order **\*highly recommended with this package\***

**For Advice & to Order call 0121 332 1850**

For Purchase Orders fax to 0121 332 1851 or email [sales@meditelle.org](mailto:sales@meditelle.org)

#### Attachments to Order




##### A1 Towel Rail

Allows full extension of the paper over the length of the couch.




##### A3 Head Cushion

Provides patient support in lying & seated position. Detachable.



##### A4 IV Pole

Can be mounted on ether side of couch. Height adjustable/detachable.




##### A5 Ankle Stirrups - pair

For gynaecology/ lithotomy procedures. Can be raised/lowered/ rotated. Detaches.



##### A6 Leg Troughs-pair

For gynaecology & lithotomy examination. Can be raised/lowered/ rotated. Detaches.



##### A7 single/ A11 pair Phlebotomy Arm

Shaped arm support fits either side of unit. Adjustable/detachable.

#### Options to Order



**O21** An additional +3" width on couch top section. Other widths available to order.



**O24** An integral nose hole in head section complete with wedge to plug the hole.



**O25** An additional top layer of pressure relieving visco-elastic memory foam (50F density).