



Couch Special Feature:

Retractable wheel base with foot lever control allows couch to be moved/positioned with ease.

Attachments Note:

Wide range of attachments available to fit this multi-purpose couch

Medical Surgery Room Set

£1075 SAVE £99

Product Code - OSL3120 Electronic / OSL3120H Hydraulic

Features

Room Set: Medical Couch, Trolley & Chair

Couch

- Two section with adjusting back rest
- Gas assisted backrest section controls
- Retractable wheel base with foot lever control
- Anti-microbial seamless 2" vinyl upholstery
- Steel frame with white anti-microbial coating
- *Choice of Electronic or Hydraulic Variable Height Couch:*
 - Electronic Model - remote control by hand console
 - Hydraulic Model - lift by pneumatic foot pump

Trolley

- Trolley on caster wheels
- Push/pull retaining rails; two shelves; single drawer

Chair

- Pneumatic height adjustment
- Backrest pivot hinge provides free float tilting
- Anti-microbial seamless vinyl upholstery
- Hard free-wheeling castor wheels

Options

- Choice of vinyl colours
- Additional +3" width
- Breather hole
- Anatomic memory foam
- Electric footswitch control
- Base Variant for hoist

Attachments

- Hygiene Roll Holder
- Safety Rails
- Head Cushion
- IV Pole
- Foot Stirrups
- Leg Troughs
- Phlebotomy Arm/s
- Adjustable Arms

Pricing & Ordering

OSL3120 Osler Surgery Room Set - Electric Couch, Trolley & Chair **£1075 SAVE £99**

OSL3120H Osler Surgery Room Set - Hydraulic Couch, Trolley & Chair **£1075 SAVE £99**

Options

O21	Additional +3" width	£65
O24	Breather Hole + Vinyl Wedge	£25
O25	Anatomic Memory Foam	£95
O27	Alternative Electronic Footswitch	£75
Base	Base Variant for hoist access	£90
V30	Choice of Upholstery Colours	FOC
V31	Upholstery Upgrade	£40

Attachments

A1	Hygiene Roll Holder	£27
A2	Safety Rails - fold down (pair)	£130
A3	Head Cushion Support	£45
A4	IV Pole	£69
A5	Foot Stirrups (pair)	£95
A6	Leg Support Troughs (pair)	£145
A7	Phlebotomy Arm	£95
A11	Phlebotomy Arm (pair)	£180
A8	Adjustable Arm Supports (pair)	£65

Specification

Couch:

- 28" (left section width)
- 50" (right section width)
- 78" (total width)
- 25" (height)
- 90° (backrest angle)
- 19" - 35" (chair height range)

Trolley: H32" x W23" x D16"

Chair: H20" - 28"

- Made in UK. CE marked
- SWL: Couch 225kg; Trolley 85kg; Chair 165kg
- Some assembly required

Manufacture & Delivery



FREE Delivery mainland UK by pallet courier



Personal Installation service to order



Production Lead Time - approx. **15-20 working days**

Prices are VAT exclusive

Advice / Ordering call 0121 332 1850 or [email](#)

Attachments



A1 Towel Rail

Allows full extension of paper over couch.



A2 Side Rails

Provide additional patient safety. Fold down.



A3 Head Cushion

Provides patient support. Detachable.




A4 IV Pole

Fits either side. Height adjustable/detachable.




A5 Ankle Stirrups - pair

Can be raised/lowered/ rotated. Detachable.




A6 Leg Troughs-pair

Can be raised/lowered/ rotated. Detachable.



A7 single/ A11 pair Phlebotomy Arm

Shaped adjustable arm fits into side of unit. Detachable.



A8 Arm Supports

Arm supports can be raised/lowered. Detachable.

Options to Order



O21 Additional +3" width on couch. Other widths to order.



O24 Integral nose hole in head section with wedge to plug hole.



O25 Additional top layer of pressure relieving memory foam.



O27 Alternative electronic double footswitch control.



Base Base variant allows hoist access. Bespoke sizes available.