

## AEL Linear PlanRad Radiators

are aesthetically pleasing and provide a very high heat output, they will provide the solution for any installation from the 3 styles, 33 heights and 16 depths available.

Suitable for commercial, industrial and domestic installations, the radiators are constructed from high grade steel plate and are suitable for a system pressure of up to 5 or 10 bar.



Available in Horizontal, Vertical & rectangular formats



Free standing integral welded feet



Horizontal & Vertical & Skirting

# AEL Linear Planrad



# AEL

HEATING SOLUTIONS

# Linear Planrad



*A typical below window location*

## **AEL Linear PlanRad Radiators**

Are one of the most efficient steel radiators available, the low water content internal design of the Linear Planrad comes into contact with plenty of surface area which provides optimum efficiency because of faster response to water temperature entering the radiator.

Standard Linear Planrads have rounded corners and edges with an integral top grill and are suitable for a working pressure of 5bar, the complete external surface of the radiators are finished in a RAL 9010 hard wearing stove enamel & most RAL colours are available.

Our range also provides an option for 10 bar working pressure and a choice of most RAL colours at extra cost.

The one piece length of the Linear Planrad radiators start at 500mm and go up in 100mm increments to a maximum 6 metres.

The horizontal and skirting style of the Linear Planrad can be supplied in one piece with the specified lengths and angles formed into the radiator, ideal for awkward corners and pillars.



*The Clean design and efficiency of AEL Skirting radiators blend into this high traffic walkway.*

*Close up shows the output fins.*



# Horizontal Vertical & Skirting Convectors



Linear LP2 with fins.

## Quick heat loss calculator

The heat input required for each room is a variable and should be calculated by a qualified heating engineer but we have provided a quick estimation guide below:

Once you have calculated the cubic feet of your room (length x height x width) you multiply the total cubic feet by a factor shown below to arrive at the BTU (British Thermal Unit) output required from your radiator to heat your room, should you require the output in watts divide the total BTU output by 3.412

Lounge and Dining areas.....multiply cubic feet by 5  
Bedrooms.....multiply cubic feet by 4  
Hallways and Kitchen.....multiply cubic feet by 3

## Other Factors

Multiply final output above by 15% for north facing rooms

Multiply final output above by 20% for French windows

## Choosing the correct radiator

The output for each radiator shown in the technical brochure is based on a condensing boiler normal water temperature entering the radiator at 80°C and leaving at 60°C allowing for a room temperature of 20°C, this gives a  $\Delta t$  of 50°C.

## Example

$80^{\circ}\text{C} > 60^{\circ}\text{C} = 70^{\circ}\text{C}$  Average water temperature  
Average water temperature of 70°C minus Room temperature of 20°C =  $\Delta t$  50°C  
 $\Delta t$  of 50°C complies with the European standard EN442

## Variable $\Delta t$


Should the room or boiler flow temperature vary greatly just use the simple calculation above to arrive at a new  $\Delta t$ .

Once you have selected a radiator from the technical catalogue multiply the output shown by the factor below to get the new output.

$\Delta t$  of 40°C multiply by 0.7482  
 $\Delta t$  of 45°C multiply by 0.8720  
 $\Delta t$  of 56°C multiply by 1.1587  
 $\Delta t$  of 60°C multiply by 1.2675

Ask for a copy of our guide 'Horizontal Vertical & Skirting DATA' for the full range of sizes and btu outputs.

Also available from our website:  
[www.aelheating.com](http://www.aelheating.com)



## AEL Linear PlanRad Radiators

offer a choice of horizontal or vertical ( $\frac{1}{2}$ " or  $\frac{3}{4}$ " ) tapping connections, if not specified standard horizontal  $\frac{1}{2}$ " are provided.

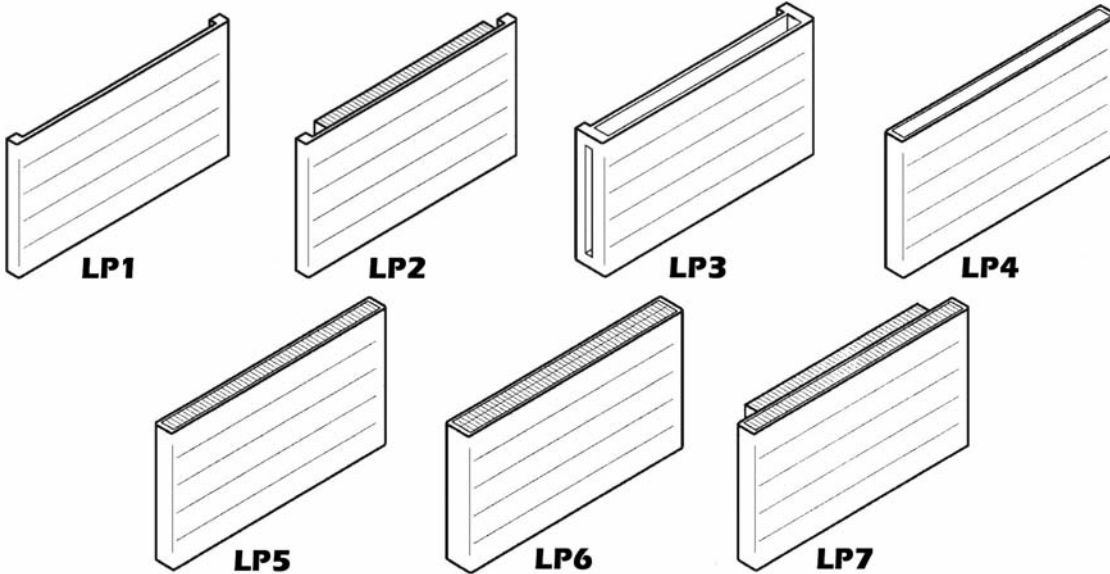
Please see the 16 page technical data sheet enclosed or visit [www.aelheating.com](http://www.aelheating.com) for all dimensions, outputs, connection positions and all

floor and wall mounting options.

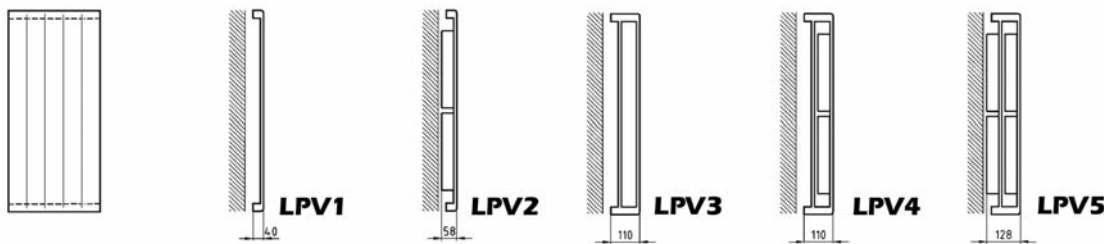
All radiators are supplied in one piece and only require the installation of an air vent, blank plug and supporting brackets.

The AEL valve range should be in your catalogue, if not, please visit our website to download the brochure or to order our full product catalogue.

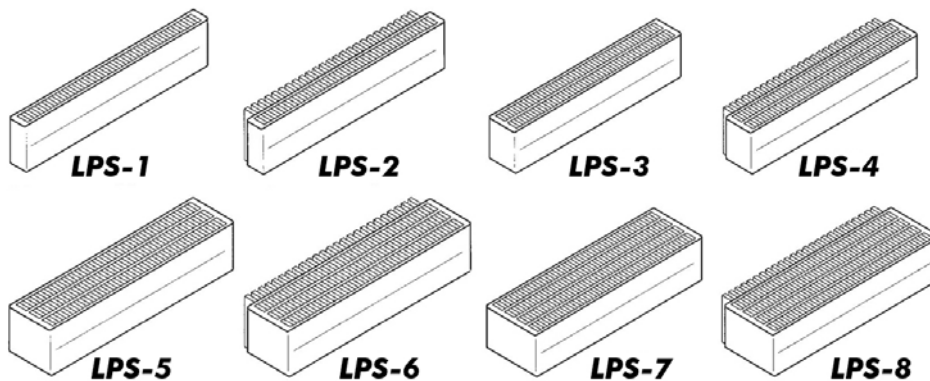
## AEL PlanRad Horizontal Convectors



## AEL PlanRad Vertical Convectors



## AEL PlanRad Skirting Convectors



**AEL**  
HEATING SOLUTIONS

**HEAD OFFICE:** 4 Berkeley Court, Manor Park,  
Runcorn, Cheshire, WA7 1TQ  
Tel: 01928 579068 Fax: 01928 579523  
e-mail: [sales@aelheating.com](mailto:sales@aelheating.com)

AEL reserve the right to alter designs and specifications without prior notice

Ask for a copy of our guide  
'Horizontal Vertical & Skirting DATA'  
for the full range of sizes and btu outputs.

Also available from our website:  
[www.aelheating.com](http://www.aelheating.com)

Plate Heat  
Exchanger  
Packages

Gas fired  
Condensing  
Boilers

Cast Iron  
Sectional  
Boilers

High Output Tubular  
Aluminium Steel  
Radiators Radiators

Designer  
Bathroom  
Radiators

Corgi  
Approved  
Engineers

Linear Planrad Horizontal Vertical & Skirting