

# Company Overview


## Chatha Hygiene

Established in 2002, Chatha Hygiene has built a reputation for providing reliable, cost effective and professional hygiene services to businesses throughout the United Kingdom. Put simply, **Chatha Hygiene sets the standards others aspire to.**

Our dedicated sales force specialise in providing a tailored service to fully meet your needs - from free advice to professionally presented and easy to understand quotations through to post-installation courtesy visits.

We recognise that piece of mind will be key to your choice of supplier - that is why all equipment supplied by Chatha Hygiene comes **fully guaranteed.** Installations and servicing are carried out by our qualified and experienced field engineering team, ensuring you will always receive the finest levels of personal, professional service.

## PRODUCT PORTFOLIO



[www.chathahygiene.com](http://www.chathahygiene.com)  
[enquiries@chathahygiene.com](mailto:enquiries@chathahygiene.com)

Tel: 01634 308 252  
Fax: 01634 308 254



# OUR INTEGRATED RANGE OF WASHROOM DISPENSERS AND ASSOCIATED CONSUMABLES




## HAND WASHING

BUSINESS AND COMMERCIAL USE	Classic Range	Designer Range	Premier Range <i>Bright chrome (pictures) Satin chrome</i>
<b>SAVONA</b> • <b>CONSUMABLES (cartridge)</b> 1 ltr regular 1 ltr cosmetic 1 ltr anti-bacterial 1 ltr sanitising gel. (Dispenser also available as direct fill)			

BUSINESS AND COMMERCIAL USE	Classic Range	Designer Range	Premier Range <i>Bright chrome (pictures) Satin chrome</i>
<b>SAVONA FOAM</b> • <b>CONSUMABLES (cartridge)</b> 650 ml foam soap			

SENSITIVE ENVIRONMENTS	Classic Range	Designer Range	Premier Range <i>Bright chrome (pictures) Satin chrome</i>
<b>SAVONA AUTO</b> • <b>CONSUMABLES (cartridge)</b> 650 ml cosmetic 650 ml anti-bacterial 650 ml sanitising gel			



## HAND DRYING

SENSITIVE ENVIRONMENTS	Classic Range	Designer Range	Premier Range <i>Bright chrome (pictures) Satin chrome</i>
<b>PRIMA</b> • <b>CONSUMABLES</b> 2-ply paper hand towel			

BUSINESS AND COMMERCIAL USE	Classic Range	Designer Range	Premier Range <i>Bright chrome (pictures) Satin chrome</i>
<b>MANROSE</b>			



## TOILET TISSUE & WIPES

BUSINESS AND COMMERCIAL USE	Classic Range	Designer Range	Premier Range <i>Bright chrome (pictures) Satin chrome</i>
<b>MAXIMA</b> • <b>CONSUMABLES</b> 385m 2-ply rolls (recycled high grade paper).			

BUSINESS AND COMMERCIAL USE	Classic Range	Designer Range	Premier Range <i>Bright chrome (pictures) Satin chrome</i>
<b>JUMBO</b> • <b>CONSUMABLES</b> 385m 2-ply rolls (recycled high grade paper).			


BUSINESS AND COMMERCIAL USE	Classic Range	Designer Range	Premier Range <i>Bright chrome (pictures) Satin chrome</i>
<b>SIGMA</b> • <b>CONSUMABLES</b> 82.5m 2-ply rolls (recycled high grade paper).			

## WATER MANAGEMENT SYSTEMS

BUSINESS AND COMMERCIAL USE	Classic Range	Designer Range	Premier Range <i>Bright chrome (pictures) Satin chrome</i>
<b>Cistermiser</b> Water Management System			
<b>MALE SANITIZER</b> • <b>CONSUMABLES</b> Environmentally Friendly Refills			

## BABY CARE


SENSITIVE ENVIRONMENTS	Classic Range	Designer Range	Premier Range <i>Bright chrome (pictures) Satin chrome</i>
<b>BABY CHANGE TABLE</b>			
<b>NAPPY BIN</b>			



## FEMININE HYGIENE

BUSINESS AND COMMERCIAL USE	Classic Range	Designer Range	Premier Range <i>Bright chrome (pictures) Satin chrome</i>
<b>INTIMA</b> • <b>CONSUMABLES</b> Snap in/out Blister Pack Unique easy closing liners Germicidal powder sachets.			

BUSINESS AND COMMERCIAL USE	Classic Range	Designer Range	Premier Range <i>Bright chrome (pictures) Satin chrome</i>
<b>LADYSAFE</b> • <b>CONSUMABLES</b> Pack of 50 bags.			



## AIR FRESHENING

BUSINESS AND COMMERCIAL USE	Classic Range	Designer Range	Premier Range <i>Bright chrome (pictures) Satin chrome</i>
<b>SPA</b> • <b>CONSUMABLES</b> 160ml/3200 dose CFC-free aerosol cans (See freedom in fragrance™ range).			

## CHATHA HYGIENE Freedom in fragrance™ RANGE

Every dual action fragrance effectively counteracts both washroom and tobacco malodour

- **CLEAN & FRESH**
  - blue tonic
  - citrus spring
- **MODERN & VIBRANT**
  - mint zone
  - green tea
  - apple zest
- **CARING & CALMING**
  - vanilla blossom
  - white bouquet
  - oriental garden

## THE CHATHA HYGIENE COLLECTION TO MATCH YOUR WASHROOM DECOR

**CLASSIC RANGE**  
 For standard washroom environments  
 Durable white plastic

**DESIGNER RANGE**  
 For stylish washroom environments  
 Metallic grey, spray painted.

**PREMIER RANGE**  
 For luxury washroom environments  
 Chrome plated products