

Buyers Guide 2016





The CPM Group

The CPM Group is a market leading manufacturer of concrete products, with production facilities across the UK. This, combined with a network of specialist distributors, enables us to provide our customers with complete coverage.

The CPM business is built on a solid reputation for delivering high quality products and providing a first class service, with diversification and innovation a key to our strength, we supply a vast range of sustainable precast products to every sector of the construction industry, fully supported by our experienced technical and engineering teams.

The company's comprehensive catalogue of products is enhanced by its innovative "off-site solutions" range that provides modern methods of construction for many applications including modular retaining walls, stormwater attenuation and control, water treatment and manhole innovation.

CPM Product Groups

To ensure attention to detail and quality, the business is split into six product lines - drainage, retaining walls, specialist precast, water management, rail products and off-site solutions.

All weights shown are approximate and subject to change.

Should you require any further information please call 01179 812791, email sales@cpm-group.com or visit www.cpm-group.com

Index	Page
Concrete Drainage	
• Flexible jointed pipes	2
• Integral jointed pipes	3
• Ovoid pipes	3
• Chamber rings and soakaways	4
• Cover slabs / sealant	5
• Landing/reducing slabs	5
• Adjusting units	6
• Caisson shaft sinking system	7
• Caisson landing/reducing slabs	8
• House inspection chambers	9
• Rectangular manholes	10
• The perfect manhole system	11
• Gullies/gully cover slabs	11
• L Shape retaining walls	12
• Integrated ladder system	13
• Box culverts	13
Off-Site solutions	
• Hydro-Brake® chamber	14
• Penstock chamber	14
• Weir-Wall chamber	15
• Downstream Defender®	15
• First Defence®	16
• Up-Flo™ Filter Chamber systems	16
• Stormwater attenuation system	17
• Rainwater / greywater harvesting	17
• T-T Ready Sump®	18
• Landfill system	18
• Redi-Rock™ Modular Walling	19

CPM Group

Flexible jointed pipes

BS EN1916:2002/BS5911-1:2002



CPM offer an extensive range of precast concrete flexible jointed pipes from 225mm to 1800mm including bends, junctions & fittings. For use in foul and storm water gravity systems.

Diameter mm	Effective Length m	Weight kg	Price per metre £
+ 225	1.25	122	19.48
+ 825	2.50	1820	124.54
+ 1350	2.50	4600	317.64
* 1500	2.50	5230	404.10
* 1600	2.50	5702	479.10
* 1800	2.50	7150	562.06

Rocker pipes 3 x m rate
 Butt pipes 3 x m rate
 Bends 45° @ 10 x m rate
 Bends > 45° @ 15 x m rate

+ Roll ring joint
 *Lamell joint

Junctions	Diameter	Price £ Extra over
All 100/150 off junctions and 150 uni-junctions	225 - 600	7 x m rate
	675-1200	4.5 x m rate
	1350+	4 x m rate

Lifting chains available 1200mm dia & above @ £1500.00 set 70% refund on return to works.

CPM Group

Integral jointed pipes BS EN1916:2002/BS5911-1:2002



Integral jointed pipes offer quick and easy installation

Diameter mm	Effective Length	Weight kg	Price per metre £
300	1.50	217	20.94
300	2.50	420	20.94
375	2.50	510	25.97
450	2.50	705	32.72
525	2.50	915	40.17
600	2.50	1200	50.45
675	2.50	1275	86.63
750	2.50	1924	99.44
900	2.50	1920	133.30
1050	2.50	2590	168.56
1200	2.50	3550	228.75

Rocker pipes 3 x m rate

Butt pipes 3 x m rate

Bends 45° @ 10 x m rate

Bends > 45° @ 15 x m rate

CPM lubricant to be used, available @ £7.50 per 2.5kg tub.

Ovoid pipes

BS EN1916:2002/BS5911-1:2002



Better velocity characteristics result in self cleansing and therefore lower operating costs.

Height x Width	Effective Length m	Weight kg	Price per metre £
600x400	1.25	910	129.16
900x600	2.50	2170	162.59
1200x800	2.50	3300	190.92

**Chamber rings
and soakaway units**

BS EN1917:2002/BS5911-3:2010



A complete range of precast manhole units from 900mm - 4000mm varying depths with tongue and groove joints.

Diameter mm	No of 75mm Perforations Per metre	Weight/ m	Price per m £
*900 N/S	12	530	73.17
1050	16	710	77.63
1200	16	912	94.60
1350	16	1080	148.47
1500	20	1330	164.70
1800	24	1760	251.04
2100	24	2140	505.49
2400	28	2740	652.37
2700	32	3400	758.61
3000	36	4140	1053.60
3660*	44	5300	POA
4000* +	48	6360	POA

* Non Kitemarked

+ *Two piece unit provides super fast installation*

Surcharges:

Plus 100% 250mm depths (available from 900mm to 1200mm diameters)

Plus 50% 500mm depths (available from 900mm to 3600mm diameters)

Plus £10/mt non stepped products

Rungs @ £6.20 each

Soakaway holes @ £4.90 each

* Includes non-stepped surcharge

Lifting bolts £130.00 each

CPM Group

Type 2 cover slabs

BS EN1917:2002/BS5911-3:2010



CPM offer a wide range of heavy duty cover slabs. Bespoke cover slabs can be made to order

Diameter mm	Approx weight (Based on a 675 ² opening) kg	Price each £
900	235	80.34
1050	235	85.22
1200	356	103.47
1350	503	165.87
1500	890	189.07
1800	1208	297.57
2100	1745	631.44
2400	2200	870.47
2700	3380	1373.33
3000	4300	1734.57
3660*	7940	POA
4000*	10350	POA

* Not 'kitemarked'.

Prices are for 600x600, 675x675 & 750x600 accesses where applicable.

Sealant and Primer

Size	Dia	m per joint	Price per box £
12 X 60	900	3.5	61.30 (24m)
	1050	4	
	Rect. Manhole	4.5	
12 X 80	1200	4.5	54.60 (18m)
	1350	5	
	1500	5.5	
	1800	6.5	
12 X 120	2100	7.5	43.80 (12m)
	2400	8.5	
	2700	9.5	
	3000	10.5	
PRIMER	ALL		17.65 per 5 litres

Type 1 landing slabs

Diameter mm	Access mm	Weight kg	Price £
1500	900	1060	245.79
1800	900	1500	386.84
2100	900	2120	820.87
2400	900	2865	1131.61
2700	900	4195	1785.33

Type 2 landing slabs

Diameter mm	Access mm	Weight kg	Price £
3000	900	4490	2254.95
4000*	900	7540	POA

*Non Kitemarked

Type 1 reducing slabs

Diameter mm	Shaft mm	Weight kg	Price £
1200	900	598	134.50
1350	900	780	215.65
1500	900	1030	245.79
1500	1050	1060	245.79
1800	1050	1460	386.84
1800	1200	1500	386.84
1800	900	1430	384.84
2100	900	2120	820.87
2100	1050	2150	820.87
2100	1200	2190	820.87
2400	900	2865	1131.60
2400	1050	2890	1131.60
2400	1200	2930	1131.60
2700	900	4195	1785.33
2700	1050	4230	1785.33
2700	1200	4260	1785.33

CPM Group

Type 2 reducing slabs

Diameter mm	Shaft mm	Weight kg	Price £
3000	900	4490	2254.95
3000	1050	4731	2254.95
3000	1200	4768	2254.95
3660*	900	7635	POA
3660*	1050	7480	POA
3660*	1200	7296	POA
4000*	900	10000	POA
4000*	1050	9760	POA
4000*	1200	9580	POA

*Non kitemarked .

Adjusting units

BS EN1917:2002/BS5911-3:2010



Save time, money and labour.

Cover frame seating rings are reinforced 65mm deep units which can be used in place of engineering bricks to adjust the ductile or cast iron covers and frames to the required level.

Access mm	Weight kg	Price £
600x600	70	29.50
675x675	65	29.50
750x600	70	50.70
750x750	80	50.70

CPM Group

Caisson shaft sinking system



Manufactured originally for micro-tunnelling these units are commonly used for construction of pumping stations, wet wells and manholes, particularly in difficult ground conditions.

Diameter mm	Weight/m kg	Price per m
2000*	2260	POA
2400	2280	POA
2740*	3060	POA
3000	3350	POA
3660*	4030	POA
4000*	4400	POA

*Non kitemarked

Surcharge on 500mm and 750mm depths apply

CPM Group

Caisson Cover Slabs

Diameter mm	Access mm	Weight kg	Price each
2000	600x600	1.725	POA
2000	675x675	1.690	POA
2000	750x600	1.690	POA
2000	1200x675	1.529	POA
2400	600x600	2.235	POA
2400	675x675	2.200	POA
2400	750x600	2.200	POA
2400	1200x675	2.004	POA
2740	600x600	3.213	POA
2740	675x675	3.170	POA
2740	750x600	3.170	POA
2740	1200x675	2.947	POA
3000	600x600	4.350	POA
3000	675x675	4.300	POA
3000	750x600	4.300	POA
3000	1200x675	4.103	POA
3660*	600x600	8.000	POA
3660*	675x675	7.940	POA
3660*	750x600	7.940	POA
3660*	1200x675	7.760	POA
4000*	600x600	10.410	POA
4000*	675x675	10.350	POA
4000*	750x600	10.350	POA
4000*	1200x675	10.110	POA

*Supplied in two pieces

Reducing slabs available upon request

CPM Group

House inspection chambers



CPM manufacture a range of pre-cast concrete inspection chambers in a variety of depths, with tongue and groove joints.

Internal Dimensions mm	Depth mm	Weight kg	Price £
600x450	150	44	10.63
600x450	225	58	13.77
600x450	300	86	17.51
750x600	150	67	15.41
750x600	225	100	19.48
750x600	300	134	23.11
1000x675	150	83	24.34
1000x675	225	130	26.44

HIC Top Sections for Metal Cover (Type 1)

To fit Chamber Section	Depth mm	Weight kg	Price £
600x450	60	42	13.96
750x600	50	44	17.70
1000x675	50	89	24.00

HIC Top Sections complete with 450x600 Concrete Cover

To fit Chamber Section	Depth mm	Weight kg	Price £
600x450	110	101	28.35
750x600	110	122	33.24

Rectangular manholes BS EN1917:2002/BS5911-3:2002




Rectangular manholes 1200x750 nominal internal size. Cover slabs (with 600sq access) are also available for both light and main road loadings.

Internal Dimensions mm	Depth mm	Weight kg	Price £
1200x750	150	115	30.60
1200x750	225	173	37.96

Slabs @ £100.24 each

The Perfect Manhole System



- **Build Faster** - Speedy installation
- **Build Leaner** - Saves material and labour / No waste
- **Build Greener** - Up to 40% lower greenhouse gas emissions
- **Build Safer** - No confined space working, excavation closed quicker
- **Build to Last** - 120 Year design life
- **Build Quality** - Produced in a quality controlled factory environment

CPM introduced the 1200 Perfect Manhole in 2009, today it is available in 1200mm, 1500mm and 1800mm. The sealed manhole is designed and manufactured to last a minimum of 120 years.

CPM Group

Gullies

BS 5911-6:2010 kitemarked

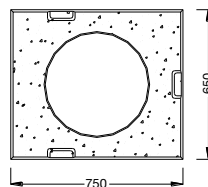
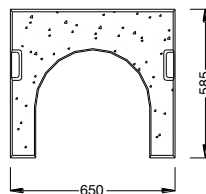


CPM produce a range of precast concrete road gullies with 150mm trapped outlets.

Diameter mm	Depth mm	Weight kg	Price each £
375	750	188	48.13
375	900	216	50.20
450	750	260	50.20
450	900	290	53.90
450	1050	320	58.66

Adapter £4.81

Gully cover slabs



Gully cover slabs are available in both square and U shaped, with handling recesses for lifting brackets

Dimensions mm	Type	Weight kg	Price each £
750x650	Square	80	24.92
650x585	U	50	24.92

Lifting brackets for gully covers £33.06

CPM Group

L Shape Retaining Walls



CPM L Sections are both simple and quick to install, as well as being easy to handle

Integrated ladder system



CPM in conjunction with Caswick, the market leading supplier of steps in the UK, has developed a factory fitted ladder system for manholes providing a safe, quick, cost effective off-site solution.

Price for 150mm projection £71.65 E/O MT Rate
Price for 200mm projection £82.65 E/O MT Rate
Top location bracket and end caps £24.25 per pair

Box Culverts



CPM box culverts are specified and used regularly throughout the construction industry including the agricultural, civil engineering, commercial, housing, industrial and private sectors.

CPM offer box culverts from 1000mm up to 4200mm width in varying heights and lengths that are individually made to suit customer requirements

Hydro-Brake® Chambers

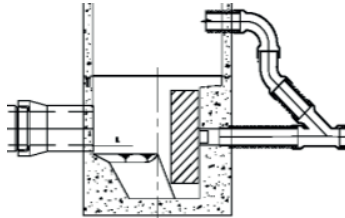


The Hydro-Brake Optimum® Chamber comprises of a precast concrete chamber base containing a bespoke Hydro-Brake Optimum® flow control. Delivered to site ready for installation it cuts installation time to a fraction compared to conventional methods.

Save time and money on site with this *off-site solution*

Price on application

Hydro-Brake® overflow chamber



An alternative cost effective design solution to a weir wall.

Penstock flow control chamber



CPM Penstock chambers consist of a precast chamber design that includes a prefitted penstock already installed enabling the contractor to install the flow control chamber in a fraction of the time it takes using conventional methods.

Price on application

Email offsite@cpm-group.com

Weir Wall flow control chamber



An all-in-one bespoke chamber, which can have variable wall heights and be factory fitted with a Hydro-Brake[®] and / or a penstock flow control device *saving time and money on site.*

Price on application.

Downstream Defender[®] treatment system




The Downstream Defender[®] is an advanced hydrodynamic vortex separator for the effective and reliable removal of fine particles along with oils and other floatable debris from surface water runoff.

Delivered in easy to construct components

Price on application.

First Defence®

The latest addition to CPM's and Hydro International's stormwater management portfolio. First Defence® is designed for the removal of sediment, floatables and associated pollutants from stormwater run-off whilst also functioning as an effective catch basin. *Real cost savings* achieved with this prefitted system with built in base and variable inlet/outlet configurations



Price on application

Up-Flo™ Filter Chamber system

The multiple treatment train capabilities of the Up-Flo™ Filter-settling, screening and filtration make it the most effective and economical stormwater treatment system available.



Price on application

Stormwater attenuation system



Standard and special products used for attenuation and flow control. Factory produced fittings save time and money on site. Various designs available

Price on application

Rainwater harvesting



The typical system works by collecting rainwater from the roof, which is then gravity fed through a cleaning filter into the Oasis chamber and via a calmed inlet. This is then pumped through a floating filter to the required non potable supply areas.

Greywater harvesting



The Oasis Greywater Recycling System is manufactured in conjunction with Aquality Trading & Consulting Ltd. The Greywater system uses ultra filtration membrane ISB technology, to treat bath, shower and hand basin waste water.

Whilst the concept of collecting water in a tank is simple, choosing a reliable system which gives years of trouble free service needs careful design.

Price on application

T-T Ready Sump®



A unique design that incorporates the key features required for sewage, drainage and effluent stations and that meets the adoptable standards demanded by water companies.

Price on application

Landfill system



The 1200mm landfill shaft offers speedy erection by site personnel, high lateral strength (when compared to other alternatives) jointed by steel rods. Sealed watertight joints are standard, with plain and perforated sections being available, together with a telescopic base slab option.

Price on application

REDI-ROCK™

“Big concrete blocks for retaining walls and more...
...with the look of natural stone”


Features :

- Dry fix – no mortar
- Very fast installation
- Build in any weather
- Part made with recyclable materials
- Engineered strength
- Requires minimal working space
- Full design service
- Appearance of natural stone
- Optimal land use



REDI-ROCK™ by the CPM Group provides extensive engineering support to make it easy to design your solution.

The REDI-ROCK™ big block system is versatile enough to achieve height without compromising strength and requires less space than traditional methods of construction. The blocks have a profile that interlocks them to each other and because of the high mass of the block less earth moving is required behind the wall and under most circumstances geogrid is not needed.



Email redi-rock@cpm-group.com

REDI-ROCK™

“Big concrete blocks for retaining walls and more with the look of natural stone



Each block weighs approximately one tonne and is dry laid. Walls can be built in a fraction of the time and cost compared with other methods. Due to the dome and groove joint – straight or curved walls can be constructed. REDI-ROCK™ concrete blocks from CPM Group offer quality sustainable solutions for many applications.



Price on application

Enquiries to redi-rock@cpm-group.com

CPM Group

Conditions

Plus VAT charged at current rate

Part Load Haulage applies to loads less than
23 tonnes POA

All deliveries on Articulated Flatbed Lorries,
Crane off Load and Rigid Vehicles available at
additional cost POA.

Complete UK Coverage

HEAD OFFICE / ENGLAND / WALES SALES AND WORKS

CPM Group Ltd, Head Office Mells Road,
Mells, Nr Frome Somerset, BA11 3PD
Tel: 01179 812791 Fax: 01179 814511

SCOTLAND SALES AND WORKS

CPM Group Ltd, 101 Main Street, Newmains,
Wishaw, Lanarkshire, ML2 9BG
Tel: 01698 386922 Fax: 01698 387167

NORTHERN WORKS

CPM Group Ltd, Pollington, Goole,
East Riding of Yorkshire, DN14 0DU
Tel: 01405 860591 Fax: 01405 863606

TECHNICAL OFFICES

CPM Group Ltd, CPM House,
Heath Mill Road, Wombourne,
Wolverhampton, WV5 8AP
Tel: 01902 356220 Fax: 01902 356221



sales@cpm-group.com
www.cpm-group.com