

Bellsure Supplies was established in 1994 and has a growing reputation, within the building industry, for good quality products at competitive prices.

All our products have been carefully selected to give you a comprehensive range of glass door fittings with a choice of finishes.


We also distribute a wide range of architectural ironmongery from leading manufacturers. Further details available on request.

Most items shown are available from stock.

Index

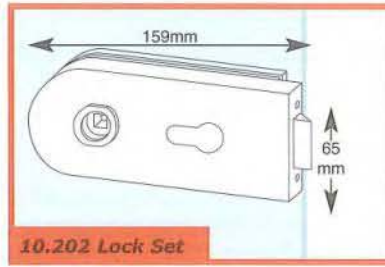
- 1** Company Overview
- 2** Studio Rondo, Junior Office & Cylinders
- 3** SG Patch Locks & Top and Bottom Rails
- 4** Pivot Sets
- 5** Hinges & Sliding Door Gear
- 6** Floorsprings & Doorclosers
- 7** Pull Handles & Lever Furniture
- 8** Arcos & Manet Designer Range
- 9** General Information

Vista Glass Products

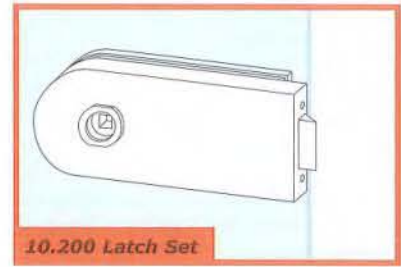


STUDIO RONDO

The proven quality and robust construction of these locks will give reliable service for all public buildings.



10.202 Lock Set



10.200 Latch Set



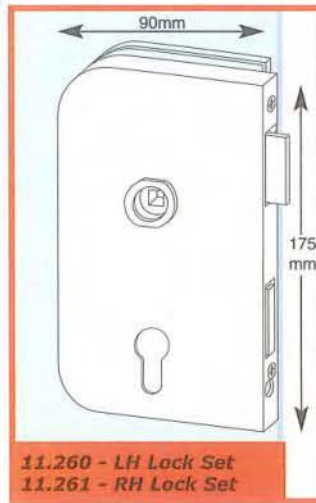
10.220 Strike Box

Finishes:

- S.S.S.** Simulated Satin Stainless Steel (107)
- P.S.S.** Simulated Polished Stainless Steel (501)
- E.V.1.** Satin Aluminium (101)



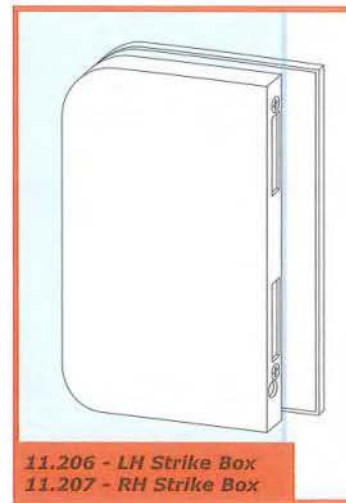
JUNIOR OFFICE



11.260 - LH Lock Set
11.261 - RH Lock Set



11.264 - LH Latch Set
11.265 - RH Latch Set



11.206 - LH Strike Box
11.207 - RH Strike Box

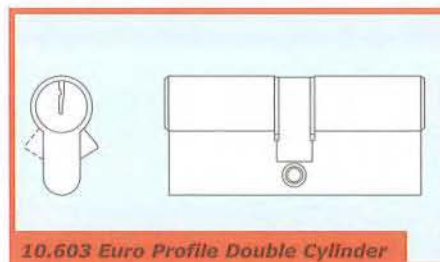
Finishes:

- S.S.S.** Simulated Satin Stainless Steel (107)
 - P.S.S.** Simulated Polished Stainless Steel (501)
 - E.V.1.** Satin Aluminium (101)
- Option: Locks prepared for lever handles on roses

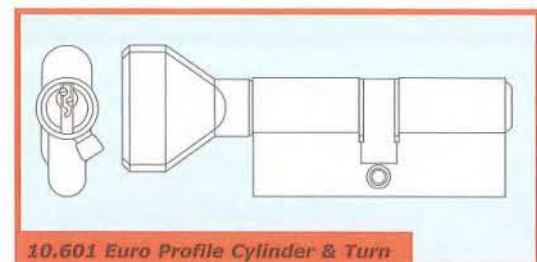


CYLINDERS

Security 5-pin Euro Profile cylinders with anti-pick mushroom pins and phosphor bronze springs



10.603 Euro Profile Double Cylinder




10.601 Euro Profile Cylinder & Turn

Finishes:

- S.N.P.** Satin Nickel Plated (107)
- P.C.** Polished Chrome (501)

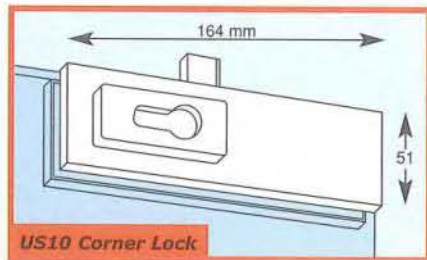
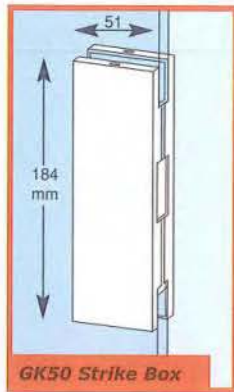
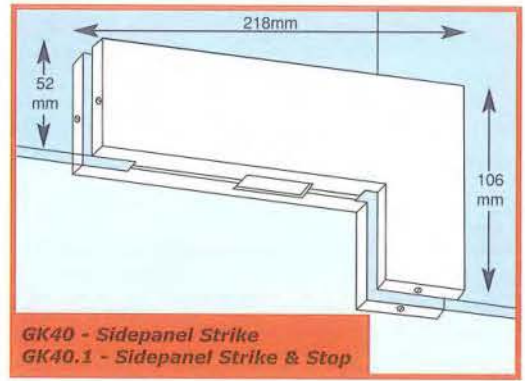
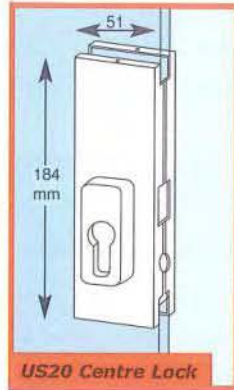
01483 56 82 87

SG PATCH LOCKS



SG Patch Locks

This comprehensive range of locks and strikes provides the ultimate answer to securing glass doors. The use of quality materials and thorough workmanship guarantees the reliability of these products in many demanding applications.

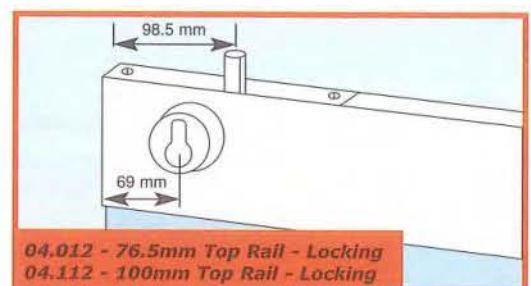
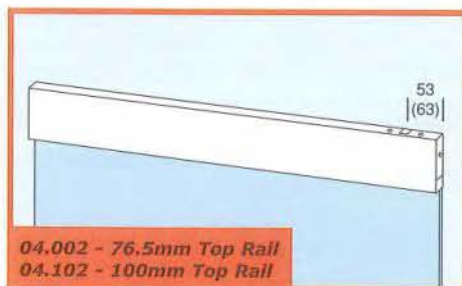
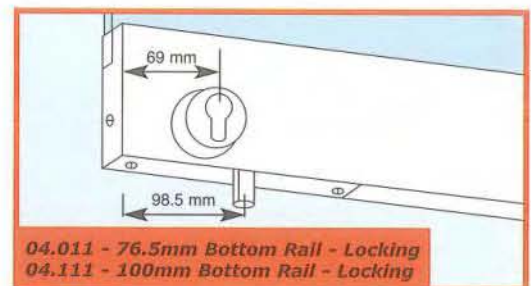
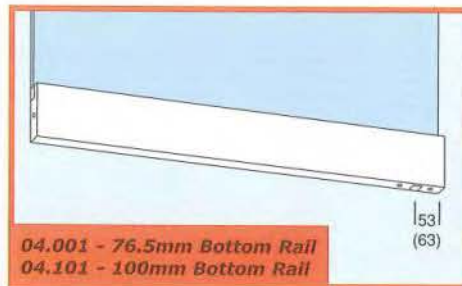


TOP & BOTTOM RAILS



TP Centre hung rails are available 100 or 76.5mm high and in lengths to order. Rotation of the insert will give either a 55 or 65mm pivot point. Lateral and vertical adjustment is possible to compensate for variations in door openings.

No glass preparation is required. Maximum door weight is 80kg, max width 1100mm. For extra heavy or wide doors, use of a bottom strap is recommended.



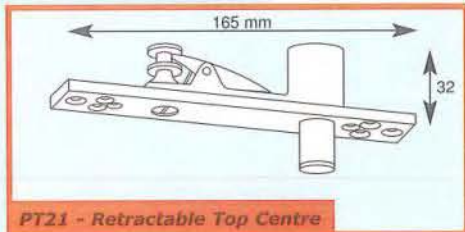

Finishes:

- S.S.S.** Satin Stainless Steel (700)
- P.S.S.** Polished Stainless Steel (701)
- E.V.1.** Satin Aluminium (101)

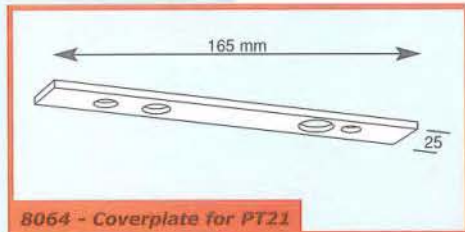
4 Vista Glass Products

PIVOT SETS

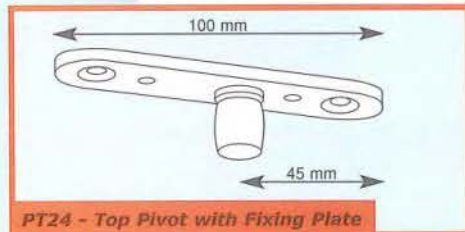
The quality of these fittings enable use with large and heavy doors up to 80kgs. The modular concept offers base units where the function can be changed with a choice of insert. All inserts for corner and overpanel patches give 55mm and 65mm pivot point option from side panel or frame.




PT21 - Retractable Top Centre



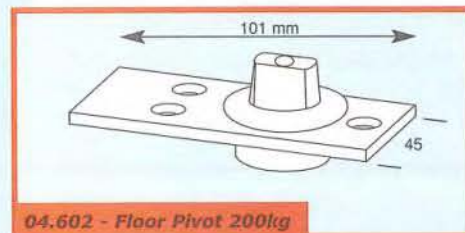
8064 - Coverplate for PT21



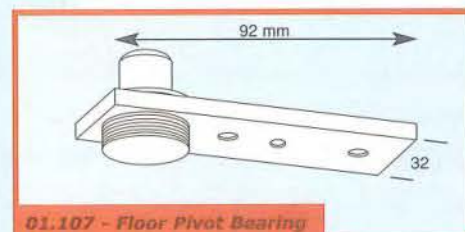
PT24 - Top Pivot with Fixing Plate



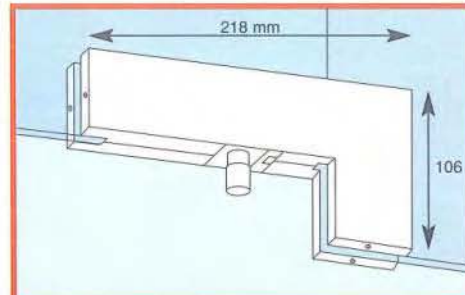
PT25 - Top Pivot with Threaded Rod



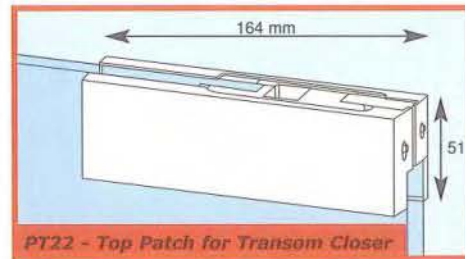
04.602 - Floor Pivot 200kg



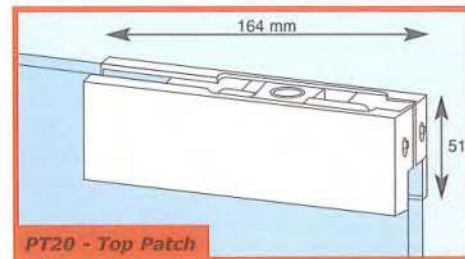
01.107 - Floor Pivot Bearing



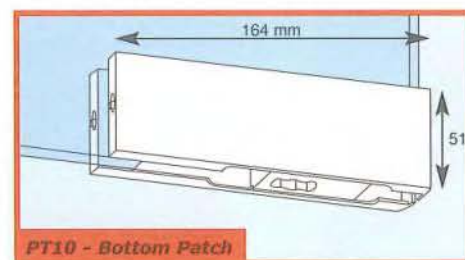
PT40 - Sidepanel Pivot Patch
PT40.1 - Sidepanel Patch with Blank Insert
PT40.2 - Sidepanel Patch with Stop Insert



PT22 - Top Patch for Transom Closer



PT20 - Top Patch



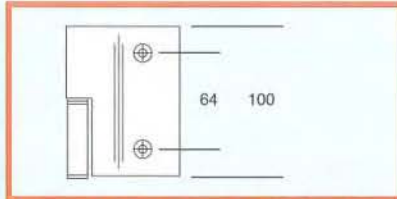
PT10 - Bottom Patch

Finishes:

- S.S.S.** Satin Stainless Steel (700)
- P.S.S.** Polished Stainless Steel (701)
- E.V.1.** Satin Aluminium (101)



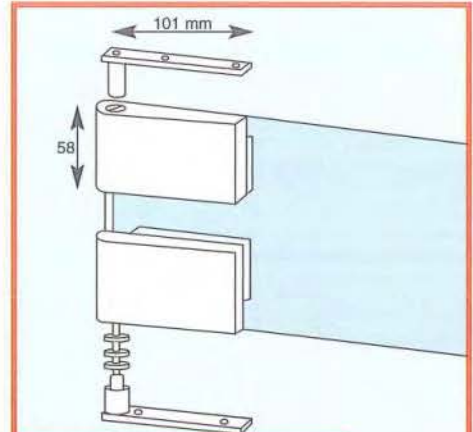
HINGES



H101.G.LR - LH Glass to Timber Hinge
H101.G.RR - RH Glass to Timber Hinge

Finishes:

- S.S.S.** Simulated Satin Stainless Steel (107)
- P.S.S** Simulated Polished Stainless Steel (501)
- E.V.1.** Satin Aluminium (101)

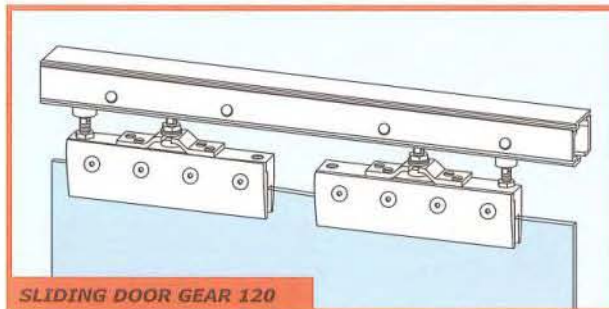


12.040 - LH 80kg Corner Hinge
12.041 - RH 80kg Corner Hinge

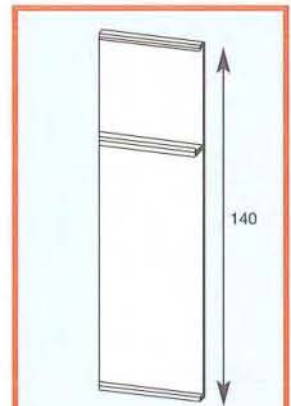


SLIDING DOOR GEAR R.S.

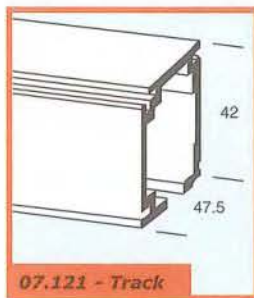
A simple solution for sliding glass doors with no glass preparation. Aluminium track can be side or top fixed. Suitable for 10 & 12mm glass, up to; 120kg with 2 clamps, 150kg with 3 clamps.



SLIDING DOOR GEAR 120



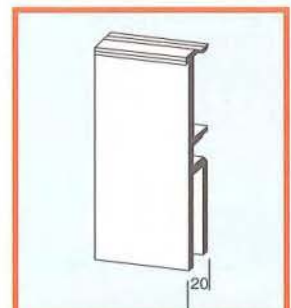
07.120 - Pelmet Cover



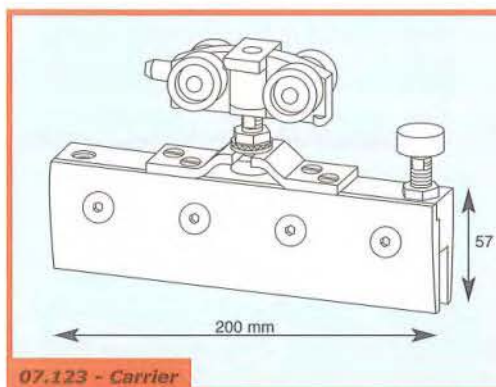
07.121 - Track



07.126 - Floor Guide



07.122 Side Panel profile



07.123 - Carrier

07.125 - Accessory Set

- 2 Carriers**
- 2 End Stops**
- 1 Floor Guide**

Finish:

- E.V.1.** Satin Aluminium (101)

01483 56 82 87

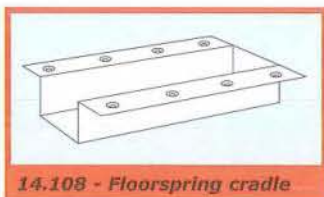
FLOORSPRINGS



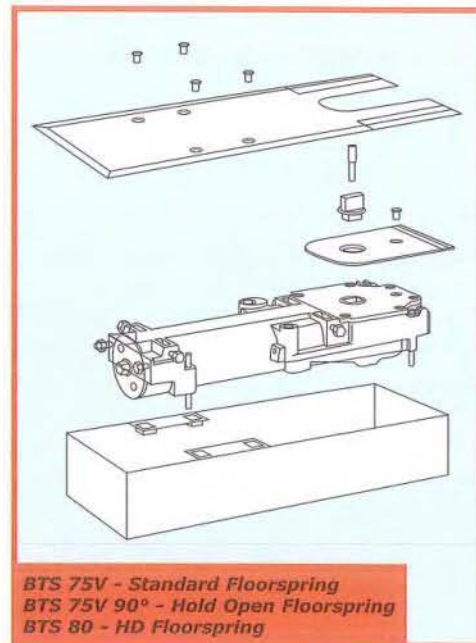
This well proven product comes with the following specification:-

BTS 75
120kg capacity
1100mm door width
EN 1-4

BTS 80
300kg capacity
1400mm door width
EN 1-4



14.108 - Floorspring cradle




BTS 75V - Standard Floorspring
BTS 75V 90° - Hold Open Floorspring
BTS 80 - HD Floorspring

Finish:

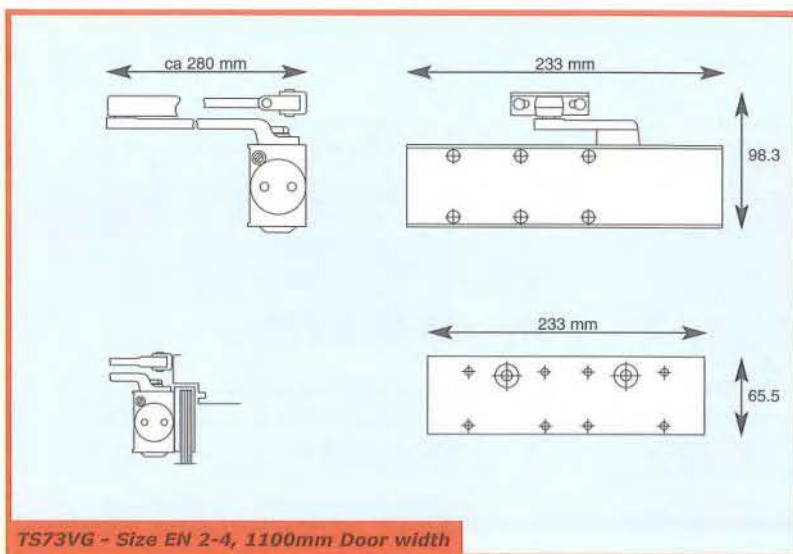
S.S.S. Satin Stainless Steel (700)

DOORCLOSERS



This well established closer has a versatile specification for use in many applications.

1100mm door width
EN 2-4 Variable power
Backcheck



TS73VG - Size EN 2-4, 1100mm Door width


Finishes:

S.S.S. Satin Stainless Steel (700)

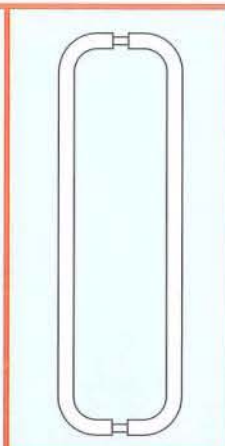
P.S.S. Polished Stainless Steel (701)

E.V.1. Satin Aluminium (101)


PULL HANDLES



10 - 501 BT



10 - 501 BB



10 - 502 BT/BB

Size to order

Stock sizes cc:

225x19, 300x19, 450x19,
600x19, 650x19, 1000x19

LEVER FURNITURE



10.301



10.303



10.302

A number of other designs available from stock, please enquire.


Finishes:

S.S.S. Satin Stainless Steel (700)

P.S.S. Polished Stainless Steel (701)



E.V.1. Satin Aluminium (101)

01483 56 82 87



MANET SLIDING DOOR GEAR


Please enquire for further information on this unique range.



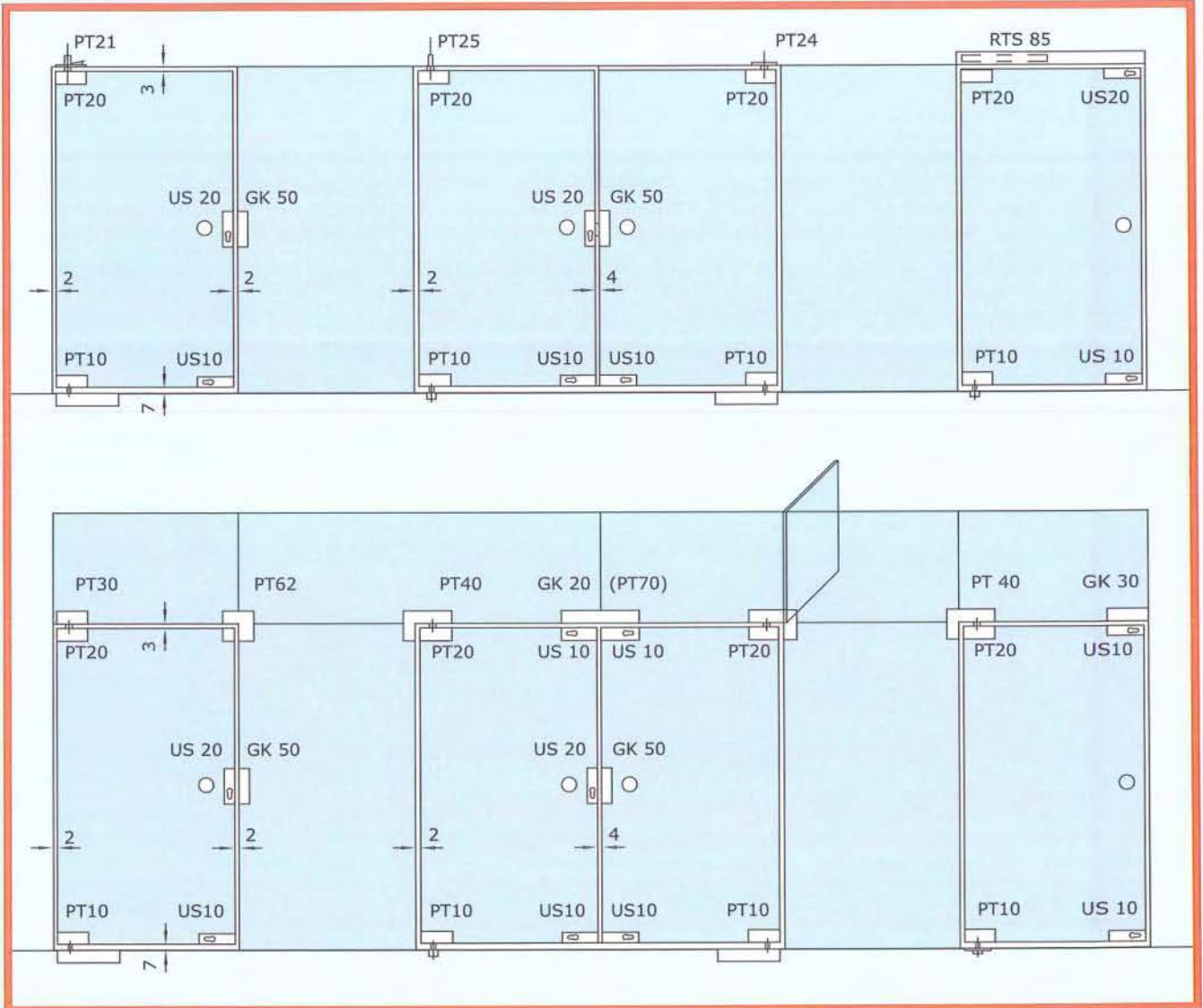
ARCOS DESIGNER RANGE

This elegant range is available to order.

For all models in this catalogue prefix the reference number with 'A'.



Typical examples for quick reference:



Handing details



As Lorient stockists we can offer a comprehensive service on all products.

Vista Range

Glass Products

The School House
Old Farm Road
Guildford
Surrey
GU1 1QN

Tel: 01483 56 82 87

Conditions of Sale

All transactions undertaken by the company are made subject to the acceptance of our standard conditions of sale, copies of which are available on request.

Specification details

Whilst the information in this catalogue is believed to be correct at the time of going to press, no liability can be accepted for any inaccuracies.

Development Policy

We reserve the right to change the specification and detail of products in this catalogue without notice. Certain illustrations typify product type only.

Copyright April 2001.