

Compton

A reputation built on trust

Compton make better built garages, sheds and workshops. The kind of structures you can trust. All backed by the kind of attentive service you can depend upon.

Your nearest expert will help you find the secure and long-term garage, shed or workshop you desire. Talk to the Compton network.



Compton Buildings Station Works, Fenny Compton, Southam, Warwickshire CV47 2XB
Telephone: 01295 770291 Facsimile: 01295 770748 e-mail: sales@compton-buildings.co.uk www.comptonbuildings.co.uk

A Marshalls plc specialist company, Compton Buildings is a trading division of Marshalls Mono Limited, a company registered in England and Wales under registration number 509579.
Registered office: Birkby Grange, Birkby Hall Road, Huddersfield HD2 2YA.

Whilst every effort has been made to ensure that the information in this brochure is correct actual products may vary slightly to the products shown.
The brochure is designed specifically as a guide and Compton Buildings reserve the right to amend specifications as necessary and without notice.



50
YEARS
1958-2008

Compton

A reputation built on trust

The **Garage** and **Workshop** collection



Welcome to Compton

Over the last 50 years Compton has built an enviable reputation for manufacturing high quality, long-lasting garages, workshops and sheds. Our product range has continued to grow and we now offer the widest choice of design options in the UK. With more ranges, finishes and optional extras, we offer the versatility and flexibility to ensure that you have a quality building which meets your budget. All built by our professionals to the same exacting standards and meticulous attention to detail, supported by our dedicated service team. We are confident that as you browse through our brochure, you will find the perfect building that will exceed your expectations.

Decide upon the type of building you want by checking through our product range on pages 6 to 27, tailor it to your own personal specification by selecting from our wide range of options on pages 28 to 31, and finally, read up about more practical issues like foundations and planning permission on page 32.

Should you have any questions, we have the largest network of specialist UK agents who are ready and willing to help, advise and manage your order.

As 500,000 happy customers will confirm, we have a long-standing reputation built on trust.

1. A reputation built on trust

Why you should choose Compton Page 2

Design your Compton Building Page 4

2. The Ranges

Flat Page 6

Apex Page 12

Banbury Page 18

Premier Brick Page 24

Sheds/
Workshops Page 26

3. Options

Doors Page 28

Roof sheets Page 30

Fascias Page 30

Windows Page 31

Storage Page 31

4. Help and advice

Foundations Page 32

Local Authority Approvals Page 32

Where to find agents Page 33



A reputation built on trust.

It might be a new home for your latest car. It might be that long overdue storage area your expanding family demands. Or it might be the heart of your home business.

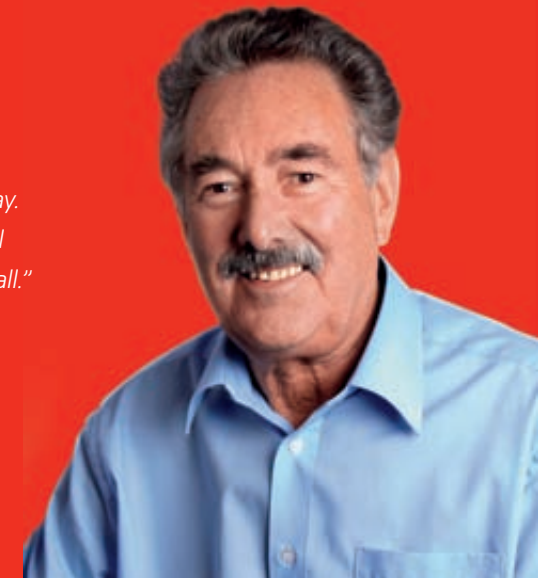
Whatever your needs, Compton make buildings to last with great care and attention to detail. Substantial sheds, quality garages and spacious workshops you can rely upon. With over 50 years of experience and 500,000 delighted customers over the years, we know how to build long-term quality with flexibility of design thrown in. Whatever kind of building you desire, talk to us. Whether to protect your beloved Austin Healey or to set up your very own home gym.

Let Compton give you a garage, shed or workshop you can trust.




"Thank you for the Structural Guarantee received today. I would like to take this opportunity to say thanks to all of your team and my agent. Once again thanks to you all."

J Rowlands - Mid Glamorgan



Trust us for value.

Our philosophy is to give you more for less. Our unique combination of build quality, a real understanding of customer needs and the most attentive service means the price you pay for a Compton solution is the best value around. Working on the basis that our customers want long-term quality, we ensure you pay less for the high standards we've built our reputation upon.



Trust us for choice.

Quality obviously comes as standard. Just about everything else is flexible to allow you to design the right solution for your individual needs. With more ranges, more finishes and more optional extras, you can have the garage, shed or workshop your needs and budget demands.



Trust us for quality.

We've established our position as Europe's largest pre-cast concrete garage manufacturer by giving customers the highest standards in product quality. As evidence of this, Compton is registered to the independent ISO9001 quality standard.



Trust us for peace of mind.

Our buildings are designed to offer lasting satisfaction. That's why we confidently offer every customer our 10 year no-nonsense structural guarantee. So you gain peace of mind when buying and peace of mind long into the future.



Trust us for service.

More than half of our new customers choose us because their friends or family provide a glowing recommendation. We understand that a delighted customer is our greatest asset. So, working closely with our local agents, we work hard to ensure that you receive the best service from the start of the project to the finish and after.



Trust us for commitment.

Customers tell us that it's our complete offering that really makes us different. Superior quality, attentive service, flexible designs and unrivalled value all play a part, but it's our commitment to go that extra mile that makes us stand out. It's an unbeatable formula that means you can trust us to keep delivering.



Compton Buildings are the best on the market.

They are designed and manufactured in our factory in Warwickshire to the highest standards in the industry.


We want all customers to be happy with their purchases.

If you are not happy with your new Compton building please tell us. We will then do whatever is necessary to resolve any problem or difficulty you may have.

This promise has no exclusions and no small print. It is in addition to your statutory rights.



Design your own



How will you use yours?

Compton building in 4 simple steps.

No-one can second guess your individual needs. So we don't. Instead, we allow you to select the right combination from the most comprehensive range of options. Together with your local agent, who can give you the benefit of expert advice and experience, we can ensure you get the high quality finished article that you desire.



Flat



Apex



Banbury




Double




Will you have room to work?




Brown Brick



Buff Brick



Deep Red Brick



Red Brick



Spar Finish



Rockstone Finish

The first thing to do is put a little thought into the kind of usage you have in mind for your Compton garage. Both now and into the future as your needs evolve. How much storage do you want? Will it be a workplace long-term? Could you find room for a small gym? Once you have an idea of what you want, you will need to consider the following four areas:

Step 1. Shape

Select from our three product ranges. The Flat range, which has a roof that falls front to back. The Apex range with a pitched roof at 12.5°. Or the Banbury range with a pitched roof at 25° for the look of a more traditional building.

Step 2. Size

It's easy to overlook something that seems obvious later. Like the fact that your car has wing mirrors. Or that kids might need generous space to open easy-to-damage car doors once you're parked inside the garage. So ensure you have enough room for the opening swing of the doors and for the car to turn into when approaching your garage entrance. A wider or longer building will only cost a little more and might open up added usage possibilities (many customers wish they had chosen a larger garage once it is in use).

Step 3. Style

We give you plenty of options. So you can match your garage to your needs and your environment. There are many things to consider. Do you want a pebble dash, brick or rock finish? Do you want maintenance-free options or a more natural cedar appearance? What about Compton Auto-lift to make access even easier? And you can opt for added security choices as well as numerous style and personal preference possibilities. In short, we can help design the garage that suits you best.

Step 4. Speak

Our local experts offer solutions you might not even realise exist. As well as showing you examples of buildings, they can also help you steer clear of many possible problems - such as planning permission. Talk to your local Compton agent. Use their expertise and get essential help from people you can trust.



Spar

Flat Range

The Compton Flat range is a no-nonsense design that gives you a good looking and robust structure to suit any garage, storage or home working needs. All without having to break the bank.

Designed for the long-term, this solid design uses concrete panels that are reinforced with steel, securely bolted together and internally sealed to provide a dry and secure space.

The maintenance-free 'Spar' finish blends long-lasting practicality with fit-in-anywhere looks. An array of quality features further adds to the value. Full length vandal-resistant galvanised steel roof sheets with no joins to leak benefit from an anti-condensation treatment. Access to your garage is maximised thanks to full width doors supplied as standard on all garages up to 4.88m (16'0") wide.

Maintenance of timber can be avoided by specifying maintenance-free options such as plastisol coated steel up-and-over doors, personnel doors and fascias or PVCu fixed and opening windows.




Opposite: Flat Spar 2.59x4.93m (8'6"x16'2") with standard white primed steel main and side access doors. 2. Flat Spar 2.74m (9'0") wide with optional cedar door. 3. Flat Spar Twin 5.72m (18'9") wide with optional plastisol coated fascias and side door, PVCu window and brick effect front posts. 4. Flat Spar 2.90m (9'6") wide with Georgian style maintenance free plastisol coated up and over door, brick finish front posts, plastisol fascia, PVCu double glazed window and plastisol personnel door. 5. Flat Spar 3.20m (10'6") wide with primed steel up-and-over door painted red by customer with optional white plastisol coated steel fascia.

Real value without compromise.

Flat roof

Standard High

Single Double Twin (with partition Wall)



Spar





Brick

Flat Range

The Compton Flat Brick range provides the look of a real brick garage for a fraction of the price.

Thanks to Compton's innovative research and development team, all the sizes and options available in a spar finish are now available in a choice of four brick finishes.

The attractive Red & Buff Brick finishes are available as plain or with "accent colours" – a complimentary shading colour added to the occasional brick - whereas the recently added Deep Red and Brown finishes blend well with popular house brick colours found up and down the UK.

All Flat Brick garages feature full length vandal-resistant galvanised steel roof sheets with no joins to leak, coated on the inside with an anti-condensation treatment. Full-width doors maximise the opening of your garage and these are also included as standard with all garages up to 4.88m (16'0").

Finish the look of your Flat Brick garage by choosing from the wide range of options including the attractive maintenance free woodgrain finish available on doors and windows.



Opposite: Flat Buff Brick 4.42x6.15m (14'6"x20'2") with Rosewood woodgrain door, personnel door and 1.22m (4'0") window, plus brown plastisol coated steel fascia. 2. Flat Buff Brick 2.59x4.93m (8'6"x16'2") with cedar door and personnel door. 3. Flat Red Brick 2.44x4.32m (8'0"x14'2") with plastisol coated steel white fascia Georgian door and personnel door plus PVCu window. 4. Flat Deep Red Brick 3.81x5.54m (12'6"x18'2") with Rosewood woodgrain door, personnel door and window, plus brown plastisol coated steel fascia.

Real value without compromise.



How big can you go?

To help you plan your garage, shed or workshop, take a look at the dimensions of the various Flat range alternatives. Make sure you take into account things like overhangs, door openings and room you'll need inside your building.

Flat

Width	Minimum	Maximum
Single garage	2.44m [8'0"]	4.88m [16'0"]
Twin garage	5.11m [16'9"]	6.32m [20'9"]
Double garage	5.18m [17'0"]	6.40m [21'0"]
Length	Minimum	Maximum
All garages	2.49m [8'2"]	6.15m [20'2"]
Height	Eaves	Door clearance
Standard	1.98m [6'6"]	1.85m [6'1"]
High (Spar only)	2.13m [7'0"]	2.01m [6'7"]

Options to complete the look

Range of door styles	Page 28
Brick front posts	Page 30
Maintenance free fascia	Page 30
Choice of windows	Page 31
Shelving and storage	Page 31

For further information on available sizes and options please talk to your local agent.



Flat garage interior



How will you use yours?




Full length steel roof sheets

Flat Range – Illustration

The Compton Flat range is such good value that many of the features shown here are included as standard (ask your agent for details). There are also dozens of optional extras that are so easy to add on, ensuring you'll have a tough, long-lasting and smart space for parking, storage or work.


Choose Your Finish



Spar Finish




Brown Brick



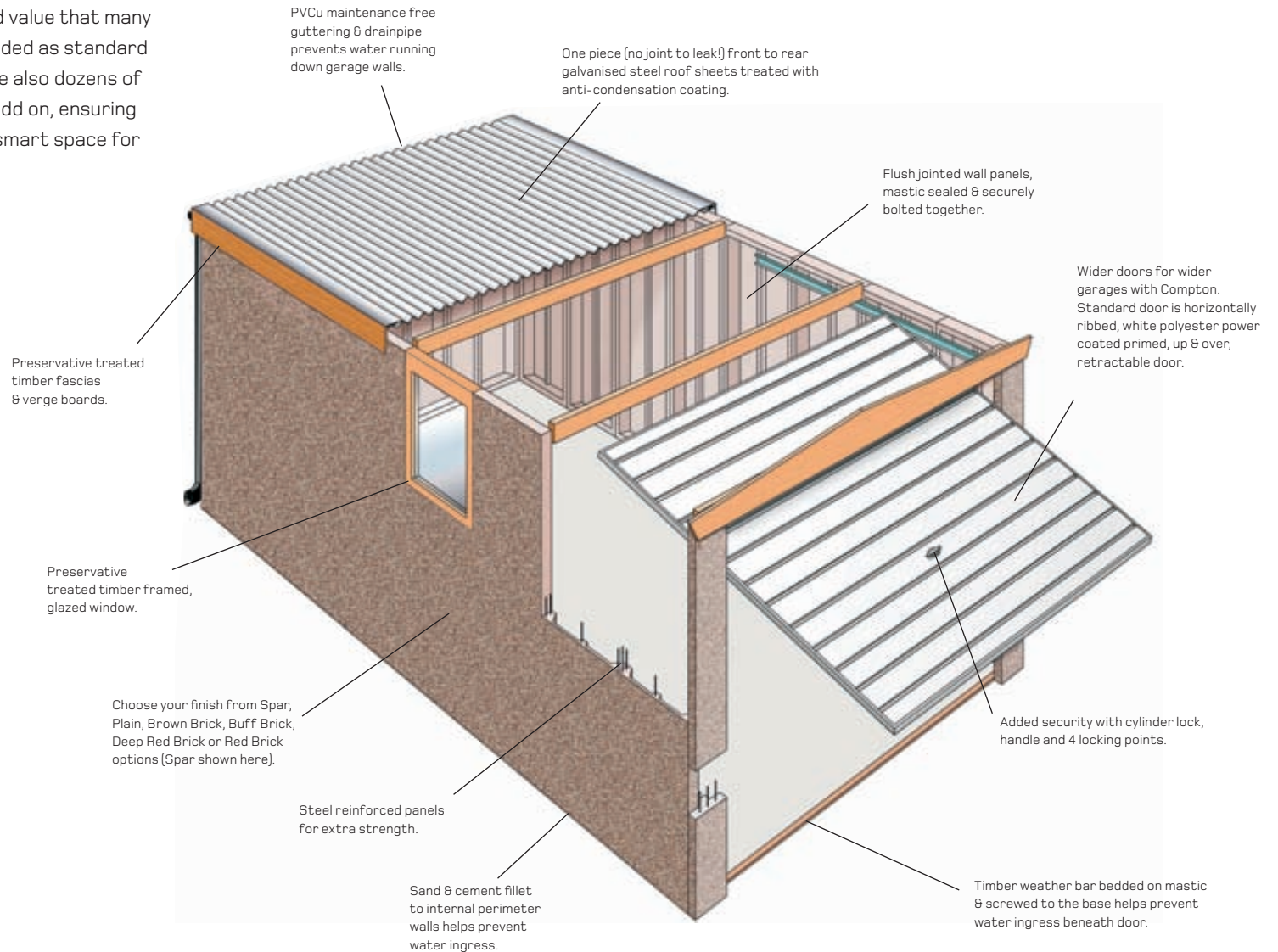
Buff Brick



Deep Red Brick



Red Brick



Personalise your Compton – see pages 28–31 for available options.



Spar & Rockstone

Apex Range

Apex marries quality with a feel of spaciousness. It's also the most versatile and flexible of Compton's famous designs allowing you to specify without compromise. Want a single or double space? Want a specific size or length to suit your individual needs? Garage or workshop? It's your call.

To maximise access, Apex garages feature full width up-and-over doors as standard on all widths up to 4.42m (14'6"). Garages wider than this include two doors. All up-and-over doors come complete with four-point locking for added security.

If having a maintenance-free option is your preference, then PVCu fascias and windows (either fixed or opening) are for you.

With your main structure in place, you can personalise to your heart's content. Choose from four different coloured fibre cement roof sheets or granular steel roof tiles in a choice of six colours. There are numerous up-and-over and personnel door styles in a choice of finishes, meaning you can have the Apex garage that meets your every need.



Opposite: Apex Spar Double 5.79m (19'0") wide with optional maintenance free plastisol coated steel doors. 2. Apex Spar 2.74m (9'0") wide with primed steel personnel door. 3. Apex Spar Double 5.18m (17'0") wide with optional terracotta coloured roof sheets, PVCu windows, PVCu fascias, translucent roof sheets and plastisol coated steel doors. 4. Apex Spar 2.74m (9'0") wide with red granular steel tiled roof, PVCu fascias and opening window plus plastisol coated steel doors. 5. Apex Rockstone 3.05m (10'0") wide with optional plastisol coated door, PVCu fascias, green coloured roof sheets and guttering.



Market-leading versatility.



Rockstone



Spar



NO NONSENSE
10
YEAR STRUCTURAL
GUARANTEE



Brick

Apex Range

Choose one of four brick finishes when specifying your Apex garage and you will benefit from a recent advancement in the concrete garage industry.

Available in Red, Buff, Deep Red or Brown Brick finishes, the Apex Brick is the ideal choice when looking for a good looking, versatile garage. Almost all options are available including a host of roof colours, fascia options and door styles.

The new and exclusive finishes provide a stylish look that has been thoroughly tested to prove it will pass the test of time. Following extensive tests, CERAM Building Technology commented that the exclusive finish is "A real advancement in the aesthetics and technical performance of prefabricated concrete panel system building."

As well as an attractive finish, the Apex Brick contains many quality features as standard such as full width up-and-over doors that maximise access complete with 4-point locking, timber framed window and steel roof trusses and purlins for extra strength. It's a winning combination that is sure to provide a long-lasting and attractive garage.



Opposite: Apex Red Brick 2.74m (9'0") wide with plastisol coated up-and-over door, and cedar personnel access door. 2. Apex Buff Brick 3.05x4.32m (10'0"x14'2") with Golden Oak woodgrain door, personnel door and window. 3. Apex Red Brick 3.05x6.15m (10'0"x20'2") with Golden Oak woodgrain door, personnel door and windows plus charcoal granular steel tile roof. 4. Apex Red Brick 5.79x6.15m (19'0"x20'2") with Golden Oak woodgrain doors and personnel door. 5. Apex Brown Brick 3.20x4.93m (10'6"x16'2") with PVCu fascias and window plus plastisol coated steel door and personnel door.



Market-leading versatility.

12.5°
pitched
roof

Standard

Single
Double



Deep Red Brick Red Brick Brown Brick Buff Brick



Wise use of space.

We want to help you make the best use of the space (and budget) you have available. Understanding the footprint and the dimensions of the design you'd like will help you develop the structure you desire.

Apex Range

Width	Minimum	Maximum
Single garage	2.44m [8'0"]	4.42m [14'6"]
Double garage	5.03m [16'6"]	6.40m [21'0"]
Length	Minimum	Maximum
All garages	2.49m [8'2"]	30.53m [100'2"]
Height	Eaves	Door clearance
Standard	1.98m [6'6"]	1.85m [6'1"]
High	2.13m [7'0"]	2.01m [6'7"]

Options to complete the look

Range of door styles	Page 28
Brick front posts	Page 30
Selection of fascias	Page 30
Roof colours and tiles	Page 30
Choice of windows	Page 31
Shelving and storage	Page 31

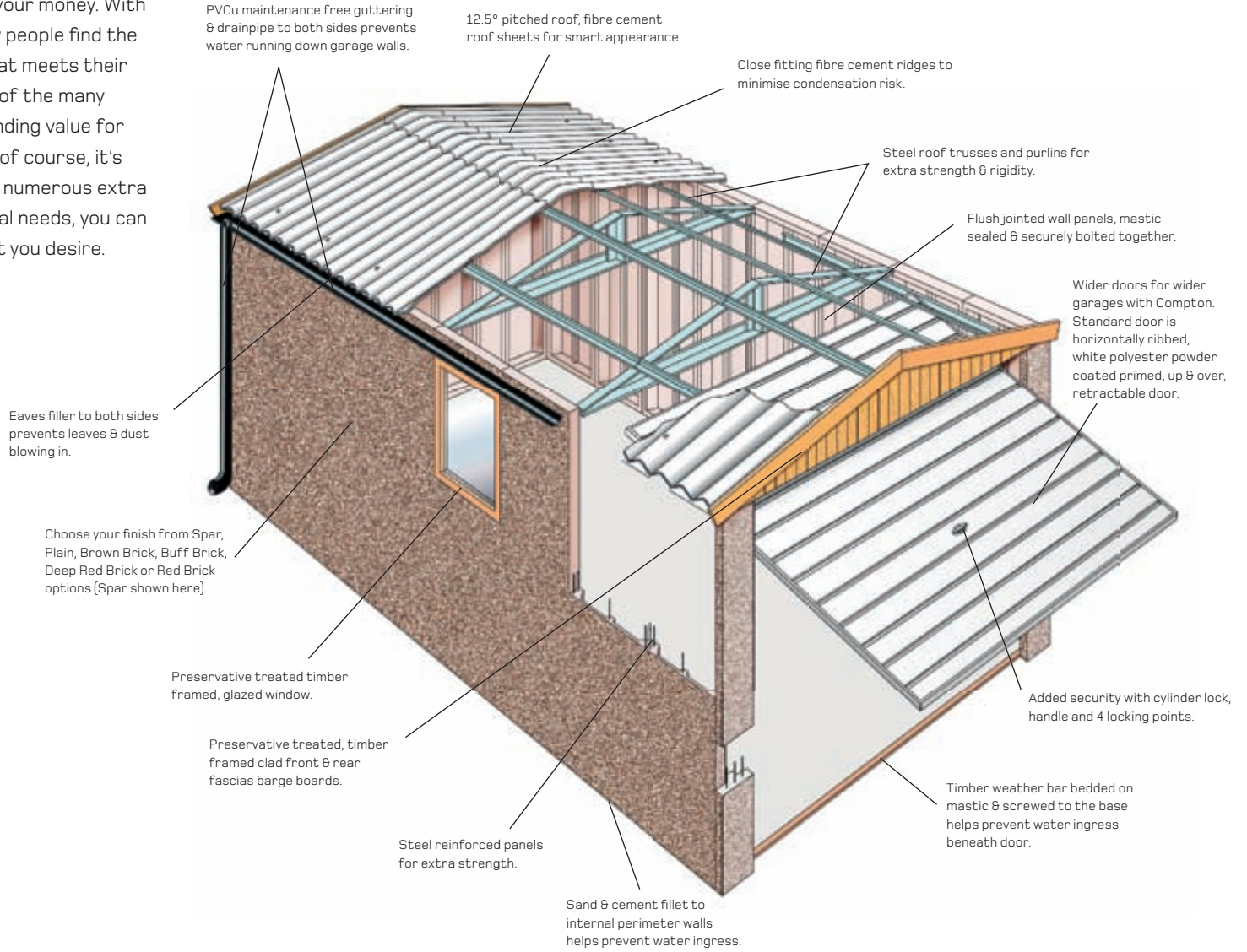

For further information on available sizes and options please talk to your local agent.



Apex Range – Illustration

The Compton Apex gives you more for your money. With such a high quality starting point, many people find the standard Apex design is the building that meets their needs. The illustration highlights some of the many features that provide you with outstanding value for money (ask your agent for details). But of course, it's worth remembering that we also offer numerous extra options so that, whatever your individual needs, you can have the Apex garage or workshop that you desire.

Choose Your Finish



Personalise your Compton – see pages 28–31 for available options.



Spar

Banbury Range

Banbury is the elite of our range. The design that offers you plenty of real extras which you'll appreciate all the more as the years go by. Incredibly robust, easy to maintain and with the kind of stylish touches that draw the eye, it's a beautifully crafted structure that can be adapted to any need.


The more traditional 25° roof pitch is fully lined and topped with one of six tile colours. Maintenance-free features include white PVCu fascias and gutter boards. Plus, the up-and-over door is plastisol coated to maintain Georgian-style elegance without you ever needing to pick up a paintbrush. The choice of four real brick front post finishes lend extra character.

Black PVCu guttering, a plastisol coated personnel door and a white PVCu double-glazed opening window with a lockable handle are further standard features.



Opposite: Banbury Spar 2.74m (9'0") wide with Warwick Red real brick front posts. 2. Banbury Spar Double 5.18x5.54m (17'0"x18'2") with full width 4.62m (15'2") Georgian door, Georgian personnel door, 1.22m (4'0") window, reclaimed real brick front posts, red tile roof and electronically operated up-and-over door. 3. Real brick front post options. 4. Banbury Spar Double 5.18m (17'0") wide with brick effect front posts.

Setting the standard.





Brick

Banbury Range

The steeper Banbury roof featuring coloured tiles combines with the brick finish to produce a stunning building that provides traditional good looks benefiting from the latest innovations in building technology.

The classic Georgian-style up and over door, personnel access door, fascia and gutter boards are all maintenance free white PVCu or plastisol coated steel. The new range of brick finishes has been tested and certified to last, so you know you will have an outstanding garage that will last for years without the need for labourious maintenance.

Choose the plain Deep Red or Brown Brick finish or the Red or Buff Brick finish that is available either plain or with "accent colours" (a complementary shading colour added to the occasional brick). Then choose from six roof tile colours, before deciding where to position the PVCu window and personnel door. To personalise further why not explore the wider range of upgrades available including woodgrain finishes and remote controlled automatic doors.



Opposite: Banbury Plain Red Brick 2.74x4.93m (9'0"x16'2") with brindle granular steel tiled roof and Georgian style personnel access door. 2. Banbury Brown Brick 3.05x4.93m (10'0"x16'2") with bronze granular steel tiled roof. 3. Banbury Plain Buff Brick 3.35m (11'0") wide with green granular steel tile roof. 4. Banbury Red Brick 3.35m (11'0") wide with charcoal granular steel tiled roof.


Setting the standard.



Standard



Single
Double



Deep Red Brick Red Brick Brown Brick Buff Brick



A beautiful fit.

With a design like Banbury that offers added style, it helps if your garage has a little bit of room around it. With a more angled roof and a slight overhang (not forgetting room to open the doors) it's important to have sufficient space – whatever the size of your garage.

Banbury

Width	Minimum	Maximum
Single garage	2.74m [9'0"]	4.88m [16'0"]
Double garage	5.18m [17'0"] only	
Length	Minimum	Maximum
Single garages	2.49m [8'2"]	12.24m [40'2"]
Double garages	2.49m [8'2"]	7.37m [24'2"]
Height		
Standard	2.13m [7'0"]	1.85m [6'1"]

Options to complete the look

Range of door styles	Page 28
Selection of fascias	Page 30
Choice of windows	Page 31
Shelving and storage	Page 31

For further information on available sizes and options please talk to your local agent.



Create extra storage space with the Shelf Stack



Choose one of six granular steel tile colours



Banbury garage interior

Banbury Range – Illustration

With all of these features as standard, it's easy to see why the Banbury turns so many heads. With more advantages built-in and eye-catching designs, the emphasis is firmly on providing superior quality with value for money. Of course, further extras and options are also available.


Choose Your Finish



Spar Finish




Brown Brick



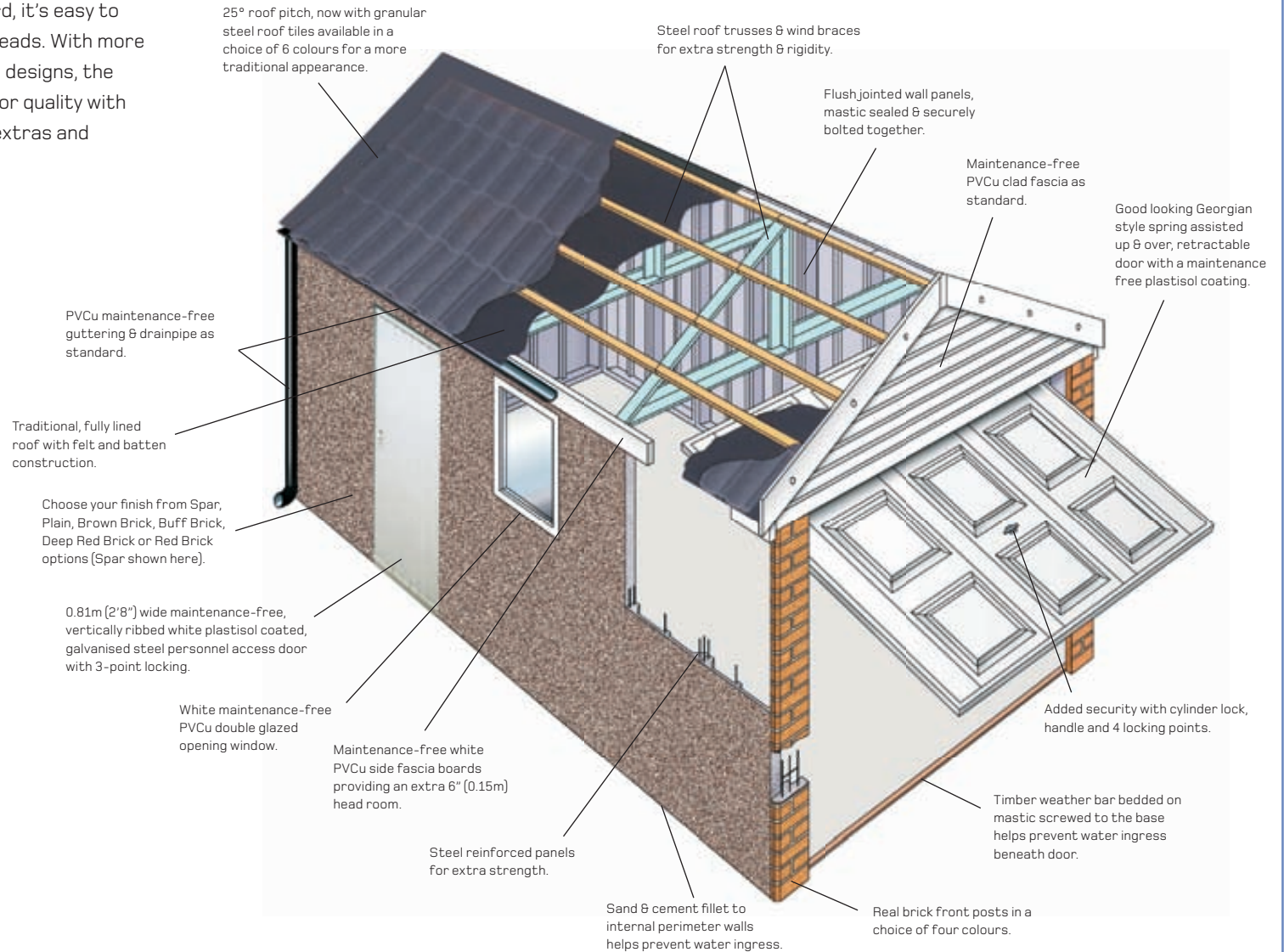
Buff Brick



Deep Red Brick



Red Brick



Personalise your Compton – see pages 28–31 for available options.



Premier Brick

Premier Brick gives you the classic beauty of brick but without the cost. It really does look like the real thing. All you miss is the hassle, mess and long timescales for building that are all too common with expensive brick garages.

It's Compton's innovative design that makes Premier Brick look so authentic. You simply won't see panel joint marks. Years of research and development backed by intensive testing ensures it stands up to the closest scrutiny.

You can choose from four sculptured brick finishes - red, deep red, brown or buff. Standing at 7ft to the eaves, it's ideal for taller vehicles or people who want that feeling of spaciousness. Adding to the prestigious feel are coloured fibre cement roof sheets that come as standard with either brown, terracotta, green or grey options.

Prior to installation a survey will be conducted by a Compton expert and a free maintenance check will occur approximately 12 months later.

It's simple to choose a Premier Brick to suit you. Select your building and roof colour then choose one of four style packages: Cedar, White PVCu, Golden Oak Woodgrain or Rosewood Woodgrain.



Opposite: Premier Brick Red Brick 2.74m (9'0") wide Cedar package with Terracotta Roof sheets. 2. Premier Brick (Buff finish) 3.05m (10'0") wide Rosewood wood grain package. 3. Premier Brick Red Brick maintenance free package with Georgian style door. 4. Premier Buff Brick maintenance fee package.

State-of-the-art design.

Range



Deep Red Brick Red Brick Brown Brick Buff Brick






Sheds & Workshops

You won't find more secure, flexible and durable options for weatherproof sheds or tailor-made workshops. Any of our ranges can be designed to meet your specific needs. When built as sheds, our solutions offer long-lasting quality ideal for storing motorbikes, valuable garden equipment or items overflowing from your home.

Or if looking for the ideal workshop, let Compton offer a virtually maintenance-free and robust room in which to undertake DIY projects or master your woodworking skills. Simply choose the design and shape that suits you and your family's needs. Then specify a personnel door (a primed galvanised steel door with 3-point locking is standard) rather than a main garage door. Other door choices and options like insulation and lining are available.

With widths starting from just 1.37m (4'6") and lengths from 1.83m (6'0"), there is certain to be a building in a size to suit you. Maximum sizes as per main garage ranges.



Opposite: Apex Spar 2.13x3.05m (7'0"x10'0") with PVCu fascia and 1.22m (4'0") wide plastisol coated steel door. 2. Flat Red Brick 1.83x2.44m (6'0"x8'0") with plastisol coated steel fascia and 1.22m (4'0") wide steel door. 3. Flat Plain Buff Brick 1.83x2.44m (6'0"x8'0") with plastisol coated steel fascia and optional roller shutter door. 4. Apex Spar 1.82x2.44m (6'0"x8'0") with 1.22m (4'0") wide steel door. 5. Apex Red Brick 2.90x3.05m (9'6"x10'0") with PVCu fascias and window plus 1.22m (4'0") wide personnel door. 6. Flat Spar 2.59m (8'6") wide with fixed timber window, standard steel door and timber fascias.

Built to last.

Flat roof

25° pitched roof

12.5° pitched roof


Standard High



Spar



Rockstone



Deep Red Brick



Red Brick



Brown Brick



Buff Brick



NO NONSENSE
10
YEAR STRUCTURAL
GUARANTEE

Personalise your Compton Building.

At Compton, we understand that all of our customers have different needs and we therefore have the most comprehensive range of options available. Just about everything is flexible, enabling you to choose from an extensive range of doors, fascias, roof sheets and front posts through to storage solutions and security options. You can personalise the design of your garage, shed or workshop giving you the right solution to suit your requirements and your environment.

A greater choice of doors.

Open your mind to our extensive selection of doors. Whether you want electronically operated luxury or just a specific finish, you can now simply pick and choose. And as you would expect from Compton, all doors are sourced from a leading manufacturer, so you know you'll get lasting quality.

Every garage comes with our standard door that's pre-finished with white polyester powder coat primer and is ready to take the colour of your choice. Or for a more indulgent touch, choose Cedar, Georgian or one of the increasingly popular woodgrain finishes.

We also offer the right option for different types of usage. You can specify an offset door on larger garages. You might require throughway doors - an up-and-over door in the rear wall allowing through access for items like boats.

Side or rear access is easy to accommodate thanks to a choice of 4 personnel door designs in 5 different finishes and 2 widths (a selection is shown here). What's more, all steel personnel doors have 3-point locking with 10,000 different key combinations for increased security.


Up-and-over doors come with a 10-year warranty covering safe and reliable operation (provided they receive regular and recommended maintenance).

Plastisol finish up-and-over doors are guaranteed for corrosion resistance for 10 years.

Doors




White primed horizontal rib




White plastisol vertical ribbed




Georgian



Cedar




Wood grain - Golden Oak



Wood grain - Rosewood

Personnel doors



1.22m (4'0") wide option



Primed



Plastisol



Georgian



PVCu



Golden Oak



Rosewood



Cedar



Secure Locking

Throughway doors



Offset doors



Doors

Compton has introduced four-point secure locking on our up-and-over doors to give double the protection compared to standard doors. A key-operated secure handle makes it virtually impossible to break the lock on the door. It also has 10,000 different key combinations; a benefit also found on our three-point locking steel personnel doors.



Electrically operated doors

The Compton Auto-lift remote garage door opener is suitable for all our up-and-over doors. The expert installation takes a short time and comes complete with remote control senders (two are provided, more available if required) and a timed courtesy light to allow you to step out of the car into an illuminated garage. This quiet, reliable and low-maintenance design means you'll never need to brave the elements again when opening your garage door. It's dark, cold, wet and you don't want to get out of the car – no worries! With a Compton Auto-lift remote garage door opener you'll never have to get out of your car to open your garage door again. This simple and reliable opener requires minimal maintenance and is quiet to use so you won't disturb the neighbours.



Auto-lift options:

Internal switch

A wall mounted switch can be a convenient way to operate your door opener from within your garage, just like a light switch!



Key operated override

A key protected manual override can be fitted to the garage door to enable manual operation from outside the garage. This item is essential if your garage has no personnel door.



Thermaglide

High-performance Thermaglide electronically operated roller shutter doors enable vehicles to be parked right up to the door, are available in a choice of colourful finishes and come with a host of features as standard.



Complete the look.

We understand that you'll want your garage, shed or workshop to complement your home or garden. So we give you more flexibility with colour, style and accessory options. From roof sheets to front posts or fascias, you can personalise it your own way.

With two brick front post designs, you can add a little extra style to the face of your garage that's most visible. The real brick is available in four finishes (see below) to suit most designs while the brick effect is available in all widths and heights for every Compton garage.


Brick front posts




Real brick posts




Brick effect posts



Autumn red



Southern Stock




Warwick Red



Reclaimed

Fascia options




Cedar fascia



Rosewood fascia



White PVCu fascia



Golden Oak fascia




Plasticol fascia

Cedar is an option on Apex garages, with PVCu, Golden Oak or Rosewood fascias suitable for both Apex and Banbury garages. White maintenance free plastisol is available for flat garages.

There are four colours of painted roof sheets and six variations of granular steel roof tiles. Plastisol coated steel Security Roofing features highly secure fixings where removal requires a specialised tool. Have natural light pouring in from above with translucent roof sheets available on Apex garages.


Painted roof sheets



Terracotta



Brown



Terracotta



Green




Grey


Granular steel roof tiles




Bronze




Terracotta



Green



Charcoal



Brindle



Red

Translucent roof sheets



Security Roofing



Smarter storage.

To preserve the structural integrity of the pre-cast concrete (and your 10 year guarantee) drilling for shelving should be avoided. But thanks to our alternative options, you can still store a wide range of household items. The Shelf Stack is a six shelf unit that's screwed into brackets welded into the steel uprights and is installed along with your building. Alternatively our 3-shelf pack is for any garage design and comes with brackets that are fitted using existing panel bolts.

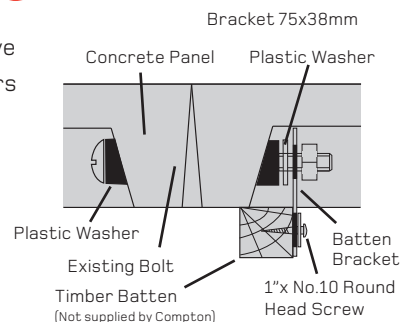
Shelf stack



Lining your garage.

Lining clips are supplied in a pack of twelve galvanised steel clips, screws and washers that enable timber bearers to be fixed vertically to line all or part of a building (minimum bearer depth 32mm (1¼"), batten supplied by others).

For further advice on lining your building please contact your local agent.




A window of opportunity.

Light can make the world of difference. So we offer the widest range of timber or PVCu windows in all varieties of styles and sizes. Our timber windows are preservative treated and pre-glazed. And any opening casements are rust resistant with galvanised storm proof hinges and brown enamelled casement stays. Our many PVCu double-glazed options are all designed to standards set by 'Secured by Design' - For extra security choose the laminated glass option which is almost impossible to break. Shown here in white, these windows are also available in rosewood and golden oak finishes. Opening windows come complete with friction hinges and lockable handles.




Timber Windows

1.22m (4'0") wide




D-fixed



B-opening

PVCu Windows

1.22m (4'0") wide




K-fixed




U-opening

0.61m (2'0") wide



T-fixed



S-opening

0.61m (2'0") wide



Y-fixed



W-opening

Alternative window options are available on Apex Rockstone - talk to your local agent for details

Preparing your garage base – do's and don'ts.

Compton builds for the long term. Therefore, it is wise to ensure your foundations are also designed for the long term, too. If in doubt, talk to your local Compton agent who will be able to give straightforward advice. In the meantime, here are a few tips to consider.

- ✓ Do use a local agent recommended service or a competent local builder.
- ✓ Do make sure your base is flat, square and level.
- ✓ Do build your base 152mm (6") wider and longer than the external dimensions of your building.
- ✓ Do ensure that the base stands proud of the surrounding ground so that water will not run on to the base.
- ✓ Do consider the type of soil (clay needs a different base design to sandy loam soil), and look at the proximity of trees, hedges and roots.

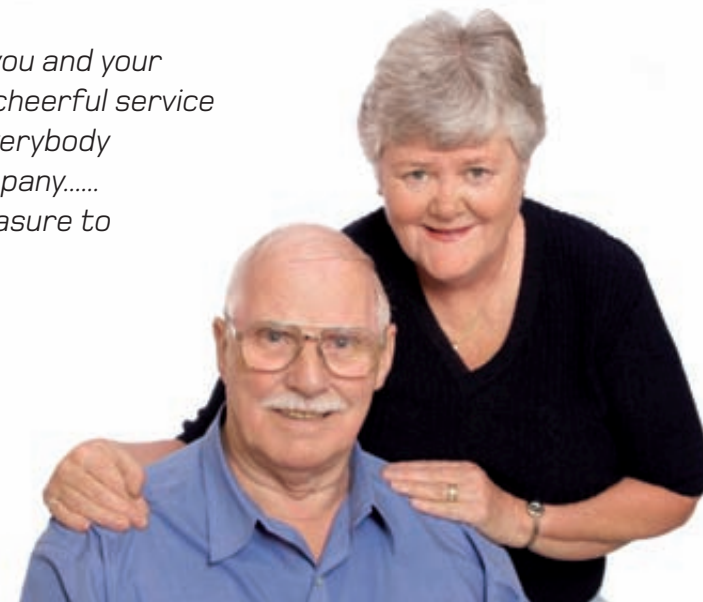
Consider if you need approval.

Very few of the buildings in our range need local authority approval (such as Planning Permission or Building Regulation approval). Your local agent will advise, but only a letter from your local council can confirm if you need their permission to proceed. For further details see our Technical Information and Your Questions Answered brochures. If you are in any doubt talk to your local authority.

- ✓ Do consider putting in a damp course if you want to store anything inside your building.
- ✓ Do look up when marking out your base – remember that roof sheets and gutters overhang the wall, particularly important on a boundary.
- ✗ Don't construct your base from tarmac, paving slabs, paving blocks or any other material other than concrete.
- ✗ Don't build your base at a level lower than surrounding ground as water may seep in garage.
- ✗ Don't build your base with a fall to the front – a hardwood timber weather bar helps prevent water and leaves blowing under your up-and-over door.

"I write to congratulate you and your courteous staff for the cheerful service that we received from everybody connected with your company..... Thank you all, it was a pleasure to do business with you."

Mr & Mrs Furzer





Talk to your local specialist.

Wherever you are in the UK expert help is just a call away. Any of our nationwide network of Compton agents will be able to answer your every question and help you bring your ideas to life. So make the first move towards building the high quality garage, shed or workshop that will add options to the way you use your property as well as adding real value to your home. Talk to Compton. The specialists with a reputation built on trust.

Marshalls Sectional Buildings.

Local authorities, housing associations, schools, scout groups and businesses have all benefited from buildings designed by Marshalls Sectional Buildings. Buildings in the range include extra high garages, battery garages, stores and semi industrial buildings.

Call Marshalls Sectional Buildings on 01295 771748
or log on www.marshalls.co.uk/sectionalbuildings

To find your local agent call

0800 975 8896

Or log on

www.comptonbuildings.co.uk

