




Lockers



The Expert Choice for Personal Storage





4 Case Studies

6 Full Height Lockers
Three-Quarter Height Lockers
Half Height Lockers
Quarto Lockers
Sixto Lockers
Cube Lockers
Colour Options
Door Options
Lock Options

11 Accessories

12 Dry Area Lockers

13 Wet Area Lockers

14 Utility Lockers
Crew Lockers

16 Garment Management Lockers

17 Heavy Duty Lockers

18 Personal Item Lockers
Laptop Lockers

19 Changing Room Equipment

Delivering the right solution for you

The market leader in personal storage solutions for over 30 years, Link Lockers is the UK's largest manufacturer of lockers.

Our experience and expertise has enabled us to put together a proven product range, designed to conform to BS 4680 standards and manufactured in the UK to internationally recognised ISO standards.

Through continuous research and development, we constantly set new standards in both engineering excellence and aesthetic appeal.

Link Lockers were the first in the industry to offer you coloured door options to complement your corporate colour scheme, and first to offer as standard the hygienic benefits of a patented anti-bacterial coating, BioCote®.

Whatever the size of your project, you can draw on our experience in areas such as Education, Healthcare, Emergency Services, Retail, Public Sector, Industrial and Leisure, and get a solution that's right for you.

With national coverage, Link Lockers can offer a free site survey, space planning and advice service when and where you want.

Link Lockers is the best in the business because we listen, think hard and give you the personal storage solution you require.

Remember, even if you can't find the precise solution for you in these pages, talk to us. We'll work with you to find the answer.



Touch of excellence for every personal space


Designing locker room facilities presents many challenges. Meeting health & safety and specific HR requirements are just some of the key considerations.

But these are challenges we welcome. They give us the chance to develop functional and flexible storage solutions that not only make your employee's working lives a little more secure and comfortable, but also help bring more efficiency and profitability to your daily operations.

Through in-house manufacture and quality control, you get the benefit of our experience in steel forming and fabrication techniques, all meeting the latest ISO 9001:2008 standards.

Thanks to versatile production methods, you get an extensive range of locker types, sizes and colours to suit your specific requirements.

And because of our central location in the UK, we are ideally placed to keep in touch with you and respond directly to your needs.



Giving you the keys to good service

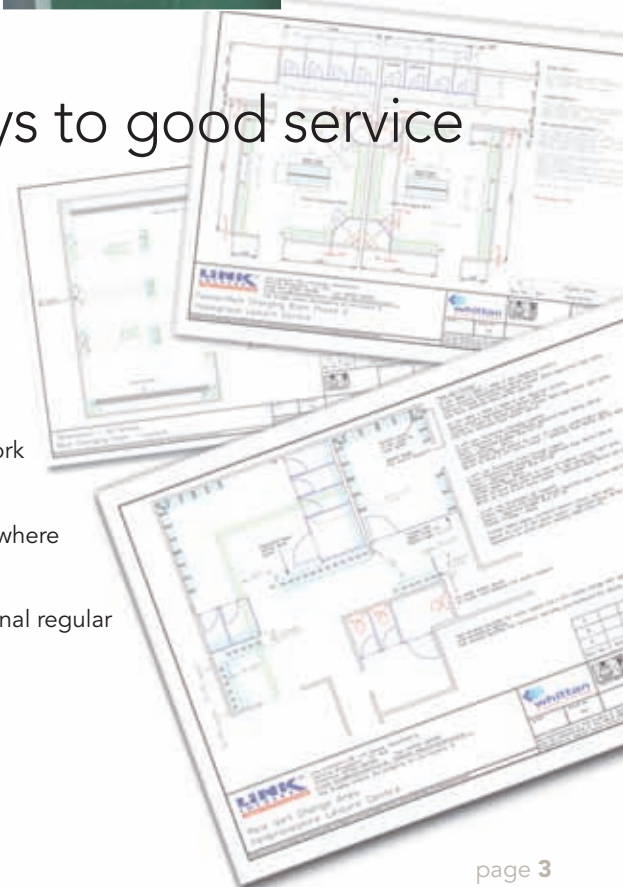
Link Lockers are here to help you with experienced personnel, specialist fitters and dedicated transport.

We're with you from the initial briefing and site survey, through detailed design proposals, to manufacture, installation and final commissioning.

Your project is managed flexibly and sympathetically, and you're always part of the process. This is space which must work for you, not the other way round.

The result? You get the storage you need, when you need it, where it's required. Large or small, local or international.

When the work's done, our after sales begins, including optional regular site reviews, as well as advice on site extensions.



Case Studies Lockers in action

IKEA:

Function and design at IKEA HQ

IKEA's store and headquarters operation in Brent, North London now benefits from a major installation of Link Lockers products.

One of the largest facilities of its kind in the retail sector, it meets day-to-day storage requirements, and - through the unique antimicrobial BioCote® finish - helps reduce the risk of cross-contamination.

Features include:

- Coin return, key-operated locks
- Sloping tops to prevent items being left on top of lockers
- Benches located at convenient positions
- Optional heating via electrical elements located underneath the perforated locker base - further perforations vent warmed air through the lockers

"With an obligation to meet Health and Safety provisions that call for IKEA Food Services co-workers to be able to change into their uniforms at work, the arrangement of the locker sizes and the BioCote® protection in the paint finish is important."

Angelo Micciche, Project Leader for IKEA Brent Park refurbishment says: "We chose Link Lockers for our new co-worker areas because, like IKEA, they offered a functional, well designed product at a competitive price."



Whittington Hospital:

Helping combat infection at Whittington Hospital

Link Lockers' installation at the Whittington Hospital in Highgate, North London comfortably meets specific operational requirements, as well as making an important contribution to infection control.

The facility features a series of robust, steel locker units which help minimise the risk of cross-contamination through BioCote® antimicrobial protection.





NOM Dairy:
Practicality and
hygiene for
NOM Dairy UK

NOM Dairy UK Ltd selected Link Lockers to supply lockers and bench seating for its production plant in Telford, allowing staff to store personal possessions and day clothes, as well as to collect and return uniforms and workwear.

All steel lockers feature BioCote® protection as an integral part of the paint finish. BioCote® is the only silver-based anti-bacterial technology to be proven in field tests to help reduce levels of bacteria, mould and fungi by 99.99%.

The lockers also include:

- An additional shelf allowing the locker user to keep daywear separate from workwear
- Integral seating to provide a comfortable changing area
- Sloping tops to prevent litter accumulating on top of the lockers

Steven Oliver, Head of Quality at NOM comments: "In addition to supplying the locker and benching solution to match our specific requirements, Link Lockers also provided a delivery and installation schedule which dovetailed with the build programme."




Additional features include:

- Garment collection points for catering staff to dispose of used clothing after work
- Sloping tops on locker runs to prevent the risk of material accumulating
- A light blue paint finish to meet the team's specific aesthetic requirements

"We are delighted that the specification has met the Hospital's criteria in terms of layout and capacity and, vitally, in minimising cross-contamination risks through the use of BioCote®," explains Link Lockers Sales Director, Joeri Decae.

Vanessa Bailey, Estates Officer at the Hospital adds: "The layout makes the most of the available space while accommodating the irregular shape of the rooms themselves. A series of benches and hooks located at key points by Link Lockers also add a further useful changing facility."



Proven Products by design



BS 4680 - the standard for clothes lockers

- Link Lockers standard duty lockers have been tested and conform to the requirements of the British Standard for Clothes Lockers BS 4680: 1996 'Standard Duty'.
- To obtain conformity to BS 4680 1996, the product must satisfy a number of key criteria covering dimensions, material, construction and finish, locking, fittings and ventilation.



Robust Design

Sturdy & Secure

- All doors have an all-round reinforcing edge, spot-welded at each corner to enhance strength and rigidity.
- A welded vertical channel section stiffens the door for protection against impact damage.
- Steel three-knuckle hinges are welded to the door and riveted to the frame to give added strength and allow for easy replacement of damaged doors.
- Complying with BS 4680, a close fit between the door and the frame of less than 2mm protects against leverage in attempted forced entry.
- Colours are applied electro-statically as an epoxy-polyester powder coat, then baked to provide a high quality, durable finish.



Integral Security

Locking

- Features in-frame locking through the door with a hooked cam engaging into the frame.
- This provides extra security by significantly increasing resistance to forced entry.

Anti-theft shelf

- The design of the intermediate shelf prevents access to compartments above and below an open door.

Lock plate

- The lock cover plate and handle provides recesses to accept compartment numbering or identification.



BioCote® - bacteria locked out

- BioCote® antimicrobial technology is incorporated into Link Lockers products at the time of manufacture, offering constant protection against a wide range of bacteria.
- Field tests prove that storage equipment treated with BioCote® powder coating benefits from a 94% reduction in bacteria on their surface, helping create a cleaner and more hygienic working environment.

Visit www.biocote.com for further information



Colours and Finishes

BioCote® Paint Finish

Epoxy-polyester powder coat colours with BioCote® protection.

Standard Body colour is Light Grey
(RAL 7035)



Standard Door Colours



Light Grey
(RAL 7035)



Red (RAL 3020)



Blue (RAL 5002)




Green (RAL 6001)




Carmine Red
(RAL 3002)



Yellow
(RAL 1003)



Dark Grey
(BS 00A11)



Electric Blue
(BS 20 E 51)

Pastel Door Colours



Sunburst Yellow
(BS 10 E 50)



Candy Pink
(BS 02 C 33)



Light Violet
(BS 381 C 797)



Turquoise
(RAL 6034)

MFC Wood Grain Finish

Locker doors and end panels available as flat 18mm thick MFC (melamine faced chipboard).



Beech



Light Oak



Birch



Ash



Cherry



Maple

Standard Solid Grade Laminate

As standard we provide laminate doors using Trespa® Athlon material in the following colours.


Flat Door Finish



White



Black



Sand



Melon Yellow



Gold Yellow




Poppy Red



Aqua Blue



Aqua Marine



Powder Blue



Mid Grey

Speckled Door Finish



Speckled
White



Speckled
Sand



Speckled
Silver Grey



Speckled
Powder Blue



Speckled
Aquamarine

Wood Grain Finish



Beech



Oak



Wild Cherry



European Wild Apple



We can also provide Solid Grade Laminate doors using other Trespa, as well as Formica® and Polyrey material. Please contact us for more information.

Note: due to the limitations of matching painted steel to the printing process, colours illustrated on this page offer a good, but approximate guide. For exact colour reference, painted steel samples are available upon request.

Formica® and the Formica® anvil device are registered trademarks of The Diller Corporation.

Mild Steel Modula

Full Height LOCKERS

1800mm high



Single-Door

Internal fittings:

- Fixed top shelf.
- Fixed garment hanging rail (except 300mm deep).
- Two coat hooks.

Height - 1800mm	
Widths mm	Depths mm
225	300
300	380
380	450
450	500
	550
	600

Two-Door

Internal fittings:

- One intermediate fixed shelf.
- Each compartment has a fixed garment hanging rail (except for 300mm deep).
- Each compartment has two coat hooks.

Height - 1800mm	
Widths mm	Depths mm
225	300
300	380
380	450
450	500
	550
	600

What door type do you need?

You can choose from a variety of door styles to tailor the locker to your specific situation.



Standard Duty Door

This flat mild steel door fits flush within the door frame – less than 2mm between door and frame (for compliance with BS 4680) to protect against leverage in attempted forced entry.

Locker options for maximum versatility



Three-Door

Internal fittings:

- Two intermediate fixed shelves.



Four-Door

Internal fittings:

- Three intermediate fixed shelves.



Five-Door

Internal fittings:

- Four intermediate fixed shelves.



Six-Door

Internal fittings:

- Five intermediate fixed shelves.

Height - 1800mm	
Widths mm	Depths mm
225	300
300	380
380	450
450	500
	550
	600

Height - 1800mm	
Widths mm	Depths mm
225	300
300	380
380	450
450	500
	550
	600

Height - 1800mm	
Widths mm	Depths mm
225	300
380	380
450	450
	500

Height - 1800mm	
Widths mm	Depths mm
225	300
300	380
380	450
450	500
	550
	600



Medium Duty Door

An extra layer of steel to the door provides an additional element of strength and security for applications where locker wear and tear is high. The double-skin provides a stronger door with a near identical external appearance to the standard option.



Punched Door

Doors with large perforations, designed to allow visual access to the locker whilst providing secure storage - ideal where increased ventilation is required.



Perforated Door

Particularly useful where damp clothes and odours pose a problem.



Vision Door

Incorporates a toughened polycarbonate view panel set within a steel door with an all-round strengthened edge - allows you to see items stored in locker compartments without compromising security.

Three Quarter Height LOCKERS

1382mm high

Half Height LOCKERS

900mm high



Single-Door

Internal fittings:

- Compartment has a fixed garment hanging rail with two coat hooks.



Three-Door

Internal fittings:

- Two intermediate fixed shelves.



Single-Door

Internal fittings:

- Compartment has a fixed garment hanging rail with two coat hooks.



Two-Door

Internal fittings:

- One intermediate fixed shelf.



Three-Door

Internal fittings:

- Two intermediate fixed shelves.

Height - 1382mm	
Widths mm	Depths mm
225	300
300	380
380	450
450	500
	550
	600

Height - 1382mm	
Widths mm	Depths mm
225	300
300	380
380	450
450	500
	550
	600

Height - 900mm	
Widths mm	Depths mm
225	300
300	380
380	450
450	500
	550
	600

Height - 900mm	
Widths mm	Depths mm
225	300
300	380
380	450
450	500
	550
	600

Height - 900mm	
Widths mm	Depths mm
225	300
300	380
380	450
450	500
	550
	600



Insight Door

These shatter proof polycarbonate doors allow 100% visibility while maintaining the highest level of security.



Plant on MFC

Timber lockers incorporating a robust steel body with plain or routed timber doors, offering a more economical and stronger alternative to lockers constructed wholly from timber. Suitable for commercial and leisure applications, where an enhanced appearance is essential.



Inset Solid Grade Laminate

Tough, solid laminate doors providing high strength and aesthetic appeal. Highly resistant to dents, scratches, graffiti, moisture and heat in areas such as academies, schools, colleges, universities and gyms.



Plant on Solid Grade Laminate

These doors cover the entire locker frame to provide a wall of colour. Manufactured from solid grade laminate to provide a high level of security as well as aesthetic appeal these doors are highly robust and resistant to damage.

Lock Options

Quarto

LOCKERS
511mm high



Sixto

LOCKERS
372mm high



Cube

LOCKERS
300, 380 & 450mm high



Height - 511mm	
Widths mm	Depths mm
225	300
300	380
380	450
450	500
	550

Height - 372mm	
Widths mm	Depths mm
225	300
300	380
380	450
450	500
	550

Heights - 300, 380 or 450mm	
Widths mm	Depths mm
300	300
380	380
450	450

Locker Nesting

Lockers are supplied as nested units - lockers of the same overall dimensions, sharing common side panels, manufactured and supplied fitted together.

This saves on the steel used, giving you the most economical solution.



Initial locker
Nest of 1



Nest of 2 lockers



Nest of 3 lockers



Deadlock
This simple and economical cam lock provides user access with a small, easily replaced key. The lock is supplied with two keys and a master key is available.



Oval Hasp & Staple Lock
Transfers responsibility for locking to the user. The user is required to secure the locker with a padlock (not supplied). This system provides flexibility at the loss of some control over allocation of lockers.



Coin/Token Return Lock
Ideal when lockers have 'shared' users. The key is released when coin (£/€) or token is inserted. Key is captive again when the door is reopened and the coin/token is returned to the user.



Coin/Token Retain Lock
Generates revenue from 'shared' user lockers. The key is released when coin (£/€) or token is inserted. Key is captive again when the door is reopened. Coin/token is retained in the box.



Mastered Combination Lock
Provides a keyless system for a single user. Turning the tumbler to each of the number settings releases the lock. Supplied with combination number, instructions and override master key.




Digital Combination Lock
Simple-to-use, battery-operated keyless lock. Can be programmed for dedicated single-user or multi-user 'open access' mode. Personal entry code can be set and changed, whilst a preset master code ensures supervisor access.



Multi-user Combination Lock
Ideal for facilities where keys are not desirable. The user sets a code holding the button on the right hand side of the lock. On release of the button the code is set. The code can be changed at any time when the lock is open.



Magnetic Lock
For use in Primary schools or environments where risk of key loss is high and security minimal. Offers positive closure of the door.



Transponder Lock
Keyless locking system where user wears a bracelet which is paired to an electronic lock. If the bracelet is lost, a new one is easily reprogrammed.

Accessories for tailored solutions



Sloping Tops for lockers

Sloping tops are essential in hygiene-sensitive locations such as hospitals and the food industry. The 22 degree slope prevents litter being left on locker tops and makes cleaning easier.

Dimensions mm	
Locker Depth	Top Height
300	125
380	158
450	187
500	207
550	228
600	240

Support Frame with seat

Seat units are incorporated into the locker frame as well as slatted seats to the front. They can include a mesh shelf for footwear. Standard height is 400mm to match freestanding bench seating units. For more details see our Bench and Seating Leaflet.



Bridge Unit for Modular Lockers

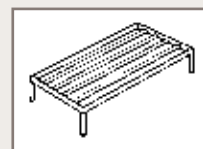
Bridge Unit Top

This is fitted to adjacent lockers with nuts & bolts supplied. Incorporates a central full-length hanging rail with the option of 'captive' clothes hangers which cannot be removed, thereby preventing theft and accidental loss.

Height - 60mm	
Widths mm	Depths mm
600	300
900	450
1200	500
	550

Bridge Unit Base

A free-standing rack to support footwear or other items 150mm above the floor.



Support Frame

Locker support frames and seat units raise lockers off the floor, reducing impact damage and making cleaning easier. Support frames are manufactured from 25mm square steel tube in a welded construction and are painted light grey as standard to match the lockers. Standard height is 150mm, and widths and depths are designed to match the locker installation.



Dry Area **Mild Steel** Laminate Door Lockers

Combines the versatility of steel lockers with the durability of solid grade laminate doors.



Plant-On Door

Inset Door

Plant-On or Inset doors

Choice of door styles. Plant-on doors cover the front face of the locker carcass creating a wall of colour. Inset doors offer a full-length hinge to provide continuous support for the door and provides a visual contrast between the door finish and the locker frame. The solid grade laminate material offers a robust, elegant solution with a range of colours and material designs, see page 7, to satisfy all requirements. Available as two, three or four doors.



Three Door Locker with Inset Doors & Sloping Top
see Page 11.



Lock options see page 10.

- Standard deadlock.
- Digital combination lock.
- Padlock fitting.
- Coin/token operated locks.
- Transponder lock.



Two Door Locker with Plant-On Doors

- Two compartment lockers fitted with double coat hook in each compartment.

Height - 1800mm	
Widths mm	Depths mm
225	300
300	450
400	500
450	550
	600



Four Door Locker with Inset Doors



Refer to Page 7 for Standard Colours & Finishes.

Wet Area **Aluminium** Laminate Door Lockers

Aquarius lockers are designed to provide cost-effective 'wet-area' personal storage solutions in leisure and sports facilities.

Withstanding humid atmospheres, Aquarius lockers have a superb finish to suit any architectural design.

Aquarius lockers are the answer in:

- Health clubs and spas.
- Hotels and holiday villages.
- Leisure centres and schools.

Aquarius lockers provide peace of mind:

- Will not degrade.
- Will not deteriorate after prolonged use.
- Feature corrosion resistant materials throughout.



Height - 900 or 1800mm	
Widths mm	Depths mm
300	450
380	500

1800 high lockers can also be supplied with a half height door above two quarter height doors and visa versa.

Integral features:

- No visible fixings on locker front face.
- Concealed hinges bolted to doors and frames.
- Cam and coin/token locks engage fully through the heavy duty upright with full coverage by the door.
- Single-piece body for easy internal cleaning and snag-free storage of clothes and personal belongings.
- Robust aluminium shelves riveted through the body for additional strength.
- 95° custom-designed hinge.
- Maximum clear access into locker width due to the compact design of frame uprights.
- Gentle integral return spring on doors to avoid trapping hands or fingers; Doors have rounded, bull nose safe edges.
- Integral double coat hook and hanging rail.



Aquarius lockers have clean lines and continuous colour across the changing area due to:

- Flat front door faces.
- No visible frame verticals.
- Matching end panels.
- Choice of finishes, see page 7.



Lock options see page 10.

- Standard deadlock.
- Digital combination lock.
- Coin/token operated locks.
- Transponder lock.

Utility Lockers

Utility LOCKERS 1800mm high



Uniform Locker

Internal fittings:

- Fixed top shelf.
- Central divider.
- Hanging rail and hook.
- Three fixed shelves.

Height - 1800mm	
Width mm	Depth mm
450	450



Clean & Dirty Locker

Internal fittings:

- Fixed top shelf.
- Central divider.
- Both divided compartments have a garment hanging rail and coat hook.

Height - 1800mm	
Width mm	Depth mm
450	450



Two Person Locker

Internal fittings:

- Users have a three quarter length compartment with a separate full width compartment opened with the same key.
- Hanging compartment has two coat hooks.

Height - 1800mm	
Width mm	Depth mm
450	450



Police Lockers

Link Lockers also offer a variety of Police locker solutions. From the storage of 'Airwave' radios to PSU bags we have the right solution for Police forces throughout the UK.

For more information request a datasheet.



Police Locker with:

- Airwaves compartment
- CS Cannister holder



Utility lockers have additional internal configurations and door options to suit specific requirements, such as clean/dirty compartments, uniform hanging, crew lockers for bulky equipment, or two person lockers.

- Choice of door colours, see page 7
- Choice of lock options, see page 10
- Optional sloping tops, see page 11

Crew LOCKERS

1800mm high



Workwear Locker

Internal fittings:

- Top shelf, divided compartment below, with one adjustable shelf and hanging rail to either side.

Height - 1800mm	
Width mm	Depth mm
450	450



Two compartment

Internal fittings:

- Fixed heavy-duty top shelf
- The hanging compartment has a heavy duty hanging rail.

Height - 1800mm	
Width mm	Depth mm
600	600



Four compartment

Internal fittings:

- Fixed heavy duty top and lower shelves
- Divided compartments
- Heavy duty hanging rail.

Height - 1800mm	
Width mm	Depth mm
600	600

Lockers on duty

When items to be stored in lockers have a very specific purpose, a bespoke solution is often required. Link Lockers has provided just such a solution for the storage of police support unit (PSU) equipment in West Yorkshire.

The City and Holbeck Division is now benefiting from a comprehensive refurbishment at its headquarters in Leeds, including locker facilities for 460 officers.

Separate female and male changing areas have now been fitted out with individual locker and PSU cages that carry up-to-date personal issue equipment as specified by the Home Office. Both lockers and cages are accessed via keys assigned to individual officers.

The result of detailed discussions between Link Lockers and the client, the solution provides mesh cages for the personal issue PSU units located directly underneath the full height lockers which themselves provide both hanging and shelf storage.



Garment Management Lockers

The managed issue of workplace clothing - often via third party laundries - is an essential part of hygiene procedure in many sectors. Integral BioCote® protection (see page 6) on all our garment issue lockers provides a valuable additional benefit to these industries.



Designed initially for work wear, these lockers are equally suitable for the controlled issue of safety equipment, consumables or specific materials required for a working day or shift.

See how we've recently helped clients with specific hygiene needs on pages 4 and 5.

Individual Access

Garment issue lockers provide each worker with key access to their secure compartment to collect a freshly laundered issue of clothing. Compartment doors are inset within the main full-height door, which remains locked.

Convenient Re-supply

The full-height main door allows access to all of the individual compartments for re-stocking with laundered clothing.

Laundry Collection

Workers 'post' their used garments into an adjacent Collection locker. These are collected in a laundry bag (not supplied with lockers). This separation of clean and used items can make a major contribution to maintaining a hygienic working environment.



Height - 1800mm	
Width mm	Depth mm
400	450

15-Door Dispenser

- Choice of door colours, see page 7.
- Sloping tops, available see page 7.

10-Door Dispenser

Collector

- Full-height door.
- Galvanised anti-theft shelf, angled inside 'post slot'.
- Hooks for laundry collection sack (sack not included).



5-Door Dispenser



20-Door Dispenser



5-Door Collector & Dispenser

- Half-height upper 'issue' door with 5 compartments.
- Lower 'collector' door with 'post slot'.
- Hooks for laundry collection sack (sack not included).

Heavy Duty Steel Lockers


Combining robust design with a heavy gauge 'double skin' door to guard against leverage and impact, Link Rhino lockers are hard to beat when it comes to long-lasting security.



What makes a Rhino so tough? - it's all in the door!

Wrap-around secure section located behind the full length of the door frame when closed, protecting against forced entry.

Strengthened door constructed from heavy gauge steel reinforced at top and base.



Additional box-section

Tough paint finish protects and resists corrosion and wear. Pre-phosphated, then powder coated.

Right-angled door flange to guard against leverage.



■ **Heavy-duty 5-knuckle hinge** welded to the door, but rivetted to the frame to allow for easy replacement.



■ **Supplied with key operated deadlock** and 2 keys as standard. Other locking systems available - see page 10.



Two Door



Three Door



Four Door



Six Door

- Single compartment lockers, fitted with hat shelf and hanging rail with double coat hook as standard.
- Two compartment lockers fitted with double coat hook in each compartment.
- Choice of door colours, see page 7.

Height - 1776mm	
Width mm	Depths mm
305	305
	457

Single Door

Personal Item Lockers



Height - 915mm*	
Width mm	Depth mm
250	155

*Height rises to 990mm with sloping top.



Personal item lockers provide secure storage for small but valuable possessions in public areas and throughout the working environment.

- Choose from 4 or 8 doors in nests of 1 or 2.
- Units can be hung on walls, fitted on top of each other or side to side.
- Choose from plain or perforated doors, sloping or flat tops.



Perforated Door



Plain Door



Flat Top



Sloping Top

- Key-operated cam locks ('dead locks') are supplied as standard. Options are hasp & staple fitting (for use with a padlock), coin return lock (4 door only) or digital combination lock, see page 10 for details.
- Choice of door colours, see page 7.

Laptop Lockers



Single-Door Locker

Compartment size
90h x 285w x 425d mm

Height - 1778mm	
Width mm	Depth mm
381	457



Fifteen-Door Locker

Compartment size
90h x 285w x 425d mm

Height - 1778mm	
Width mm	Depth mm
381	457



- Also available, optional full-height protective steel channel kit to cover all locks. Requires padlock.

These purpose-designed locker units provide a safe sanctuary for laptops and real peace of mind for users.

- Each 15 compartment door reinforced and with its own key-operated cam lock ('dead locking').
- Single door locker version allows access to all compartments under one key.
- 15 compartment lockers accept laptops WITHOUT carry cases.
- Laptop lockers are available with optional hardwiring for power and networking, allowing computers to be recharged while being stored.



- Also available with master combination lock, see page 10, and sloping tops, see page 11.



- Choice of door colours, see page 7.
- Also available, optional full-height protective steel channel kit to cover all locks. Requires padlock.



Changing Room Equipment



Bench seating and accessories

An essential element of all changing facilities, our bench and seating range is available to meet all your needs from mild or stainless steel frames to solid wood, composite or solid grade laminate slats.

You can choose from:

- Free-standing benches
- Wall-mounted back rest and clothes hook boards
- Single or double-sided free standing seat units with back rest & hook board
- Cantilever wall bench
- Locker support frames with integral seating



Support Frame with Seat

Seat units are incorporated into the locker frame as well as slatted seats to the front. They can also include a mesh shelf for footwear. Seats are a standard depth of 300, 400 or 450mm and standard height is 400mm to match freestanding bench seating units.

Wall Fittings



Clothes Hooks

Wood or solid grade laminate board fitted with clothes hooks is available in lengths to suit any application.



Complete Storage Solutions

Link Lockers is Britain's number one locker manufacturer. It is part of Whittan Storage Systems, a UK-based, pan-European storage equipment manufacturing group and home to some of the market's most respected brand names.

With a direct presence in six countries, Whittan Storage Systems supplies products internationally, with sales of some £150 million and a workforce of over 950.

Their core product range is

- **Shelving** for light/medium general storage, archiving, mobile systems, multi-storage and heavy duty manually loaded applications.
- **Pallet racking systems** including wide and narrow aisle racking, drive-in, mobile and dynamic solutions for mechanically handled, warehouse applications - pallet racking systems also answer the heavy duty needs of the archive and retail markets.
- **Lockers, cupboards and workstations** for commercial and industrial applications.
- **Mezzanine floors** for retail, production, storage, office applications which provide economic ways to double or triple available space.

Link Lockers aim to give you the storage solution that enhances the look, safety, efficiency and profitability of your business.

If you have a specific need for any other type of storage to those mentioned above, we are happy to arrange a no obligation site visit at a time convenient to you via our sister companies.



Link House, Halesfield 6, Telford, Shropshire TF7 4LN
FREEPHONE: 08000 733 300
Fax: 01952 684312
E-Mail: sales@linklockers.co.uk
www.linklockers.co.uk

