



Telephone: 01244 375627 or  
 email: [sales@creativeplayuk.com](mailto:sales@creativeplayuk.com)  
 for your FREE Brochure and  
 Play Advisor visit



For further information contact  
 Creative Play, PO Box 707, Mold, Flintshire, CH7 1FG  
 Fax: 01244 374990  
 Email: [sales@creativeplayuk.com](mailto:sales@creativeplayuk.com)  
 Website: [www.creativeplayuk.com](http://www.creativeplayuk.com)



# Welcome to creative play Inspiring Imagination



## Welcome to Creative Play

### Company Profile . . .

**Creative Play is a family run business with six family members currently employed by the company. We specialise in the design, manufacture and installation of timber play equipment which is the result of twenty years experience.**

**We offer you the complete package from design to installation using our in-house resources. We only use our own trained employees – no subcontractors- to ensure completion dates are met and our high quality standards are maintained. This coupled with quality control at every stage guarantees that all contracts are completed to your expectations.**

#### Having fun, keeping fit

Creative Play is committed to developing children's play equipment which promotes exercise, healthy living and improved well being for our youngsters. Recent years have seen growing concern over issues such as childhood obesity, lack of exercise, and



“sedentary lifestyles” caused by video games and television, and there’s now a growing body of opinion which agrees that exercise is a vital part of the solution to these problems.

Current advice says children should be doing at least one hour’s moderate exercise every day, and the government, for its part, has set a target that all children should be doing four

hours of sport each week by 2010. It’s also an issue which schools are taking increasingly seriously.

The benefits of taking more exercise are clear: it can help children concentrate better, reduce their chances of being obese, and contributes to better overall health. It’s also good for their well-being; releasing vital endorphins, hormones which are known to make us happier! There’s also evidence it can have a positive impact on behaviour.

At Creative Play our goal is to design and make children’s play equipment which allows children to play and have fun, while at the same time keeping fit and developing a range of spatial skills such as balance, co-ordination, agility and strength. Our equipment, which is designed to meet Ofsted’s requirements for physical development, is also carefully designed to encourage imaginative play and social interaction.



The Creative Play range includes a variety of products each of which caters for different needs and environments. One of our play advisors will be happy to visit your site to offer free, no obligation advice on what equipment is best suited to your requirements.

For example, if an all round test of physical fitness, strength and agility is a priority, look no further than the Challenger range (See pages 15-20). Individual ‘trails’ can be made up from 27 items including scramble nets, balance beams and parallel bars; which combined offer a great way to develop skills including co-ordination, balance, and concentration. The Activity Range (See pages 29-30), with its more rustic look, also offers a superb way to combine fitness and fun, with ramps, ropes, clatterbridges, tyre swings, vertical climbing panels and log crossings.

For younger children the bright and colourful items in the Lilliput and Daisy ranges (See pages 1-2 & 3-4) encourage keeping fit, role playing and imaginative play, while developing key skills. While the Voyager Range (See pages 7-10) is designed to let their imagination run free with fire engines, pirate ships, tractors, and trains - perfect for keeping

them moving! Meanwhile Zenith tower systems (See pages 21-27) aimed at children aged 7 to 12 offer a tower/fort environment with 4.5m tall towers combined with clatterbridges, slides, net traverses and tunnels, rope bridges and stairways and firefighters’ poles.

There’s also plenty of opportunities to relax and socialise with our ‘swings, springs and things’ items (see page 31-32) and our ‘shades, shelters and seating’ range (see page 33-36). The latter also offers opportunities to bring the classroom outside, enriching and enhancing the learning experience.

All equipment complies with Creative Play’s highest standards of safety, and meets the requirements of the BS EN 1176 safety standard for outdoor playground equipment. Installation work is carried out by our dedicated in-house team made up of staff trained to standards set by the Register of Play Inspectors International (RPII).



## Contents

|  | Age Range  | Page No. |
|--|------------|----------|
| Lilliput Playtown Range .....                        | 2-5 years  | 1-2      |
| Daisy Tower Range .....                              | 2-5 years  | 3-4      |
| Playhouse Range .....                                | 2-7 years  | 5-6      |
| Voyager Range .....                                  | 2-12 years | 7-10     |
| Sandboxes and Sandhuts .....                         |            | 11       |
| Outdoor Stage Areas .....                            |            | 12       |
| Playboards and Wall Panels .....                     |            | 13-14    |
| Challenger Trim Trails / Challenger Range .....      |            | 15-20    |
| Zenith Tower / Zenith Max Tower Range .....          | 5-12 years | 21-27    |
| Climbing Frames .....                                |            | 28       |
| Activity Centres .....                               | 5-12 years | 29-30    |
| Swings, Springs and Things .....                     |            | 31-32    |
| Seating, Shades, Shelters & Outdoor Classrooms ..... |            | 33-36    |
| Playground Surfacing & Fencing .....                 |            | 37-38    |
| Multi-Use Games Areas .....                          |            | 39       |
| After Sales and Maintenance .....                    |            | 40       |

## Lilliput Playtowns Age 2-5 years

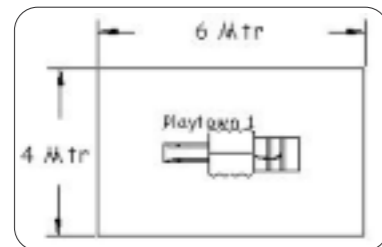
This range is designed with 2 – 5 year olds in mind. The aim – to keep them busy and active whilst using their imaginations.

The units offer a combination of towers, slides, steps, ladders, tunnels, rope bridges and ramps. Guaranteed to keep little ones interested. Choose brightly coloured or rustic designs and from one to six tower modules to fit your requirements. You can even add your own finishing touches such as smiling sunshine faces to roofs, or car, boat and bicycle designs to side panels.

Creative Play also has the Daisy Range (pages 3-4, Sand Play (page 11), Playhouses (5.6) and The Voyager Range (pages 7-10) for this age group.

### Lilliput One

Free height of Fall: 60cm  
 Operating Area: 24mtr<sup>2</sup>  
 Equipment Dimensions:  
 Height: 2.2m  
 Width : 1m  
 Length: 3m



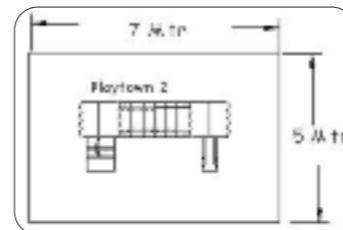
**Play Features:**  
 Slide, ramp with rope pull, 1 tower.

Safer surfacing not required, but if installed on tarmac or concrete - surface with attenuating qualities recommended.



### Lilliput Two

Free height of Fall: 60cm  
 Operating Area: 34.5mtr<sup>2</sup>  
 Equipment Dimensions:  
 Height: 2.2m  
 Width : 4m,  
 Length: 2m



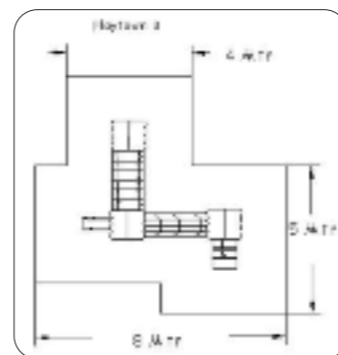
**Play Features:**  
 Slide, ramp with rope pull, clatterbridge, 2 towers.

Safer surfacing not required, but if installed on tarmac or concrete - surface with attenuating qualities recommended.



### Lilliput Three

Free height of Fall: 60cm  
 Operating Area: 48mtr<sup>2</sup>  
 Equipment Dimensions:  
 Height: 2.2m  
 Width: 4m  
 Length: 5m



**Play Features:**  
 Slide, ramp with rope pull, clatterbridge, vertical climbing panel, crawling tube, 3 towers.

Safer surfacing not required, but if installed on tarmac or concrete - surface with attenuating qualities recommended.



Engraved detailing on panels

### Lilliput Four

Free height of Fall: 60cm  
 Operating Area: 52.5mtr<sup>2</sup>  
 Equipment Dimensions:  
 Height : 2.2m  
 Width : 4m  
 Length : 5m

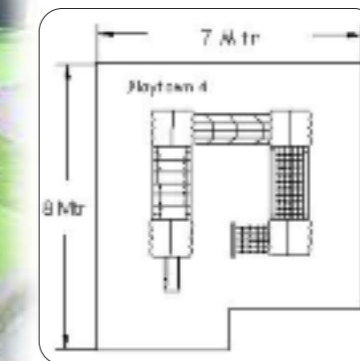
**Play Features:**  
 Slide, clatterbridge, vertical climbing panel, crawling tube, net to platform, net tunnel, 4 towers.

Safer surfacing not required, but if installed on tarmac or concrete - surface with attenuating qualities recommended.



### Lilliput Playtown Rustic

All Lilliput Playtown roofs can be made of half rounded timbers to give a more rustic country look. Ideal for woodland or environmentally sensitive settings.

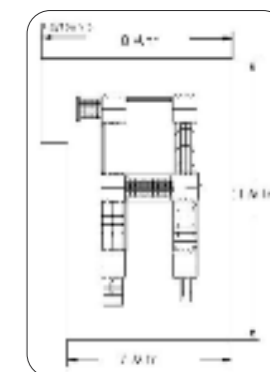


### Lilliput Playtown Six showing climbing wall



**Play Features:**  
 Slide, clatterbridge, crawling tube, net to platform, net tunnel, net traverse, rock travers, rope bridge, ramp with rope pull, firefighters pole, scramble net, 6 towers.

Safer surfacing not required, but if installed on tarmac or concrete - surface with attenuating qualities recommended.



### Lilliput Six

Free height of Fall: 60cm  
 Operating Area: 80.5mtr<sup>2</sup>  
 Equipment Dimensions:  
 Height: 2.2m  
 Width: 5.4m  
 Length: 8m

visit [www.creativeplayuk.com](http://www.creativeplayuk.com)

or email [sales@creativeplayuk.com](mailto:sales@creativeplayuk.com) • telephone 01244 375627 for your FREE Brochure and Play Advisor visit

visit [www.creativeplayuk.com](http://www.creativeplayuk.com)

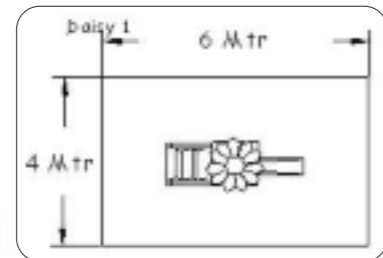
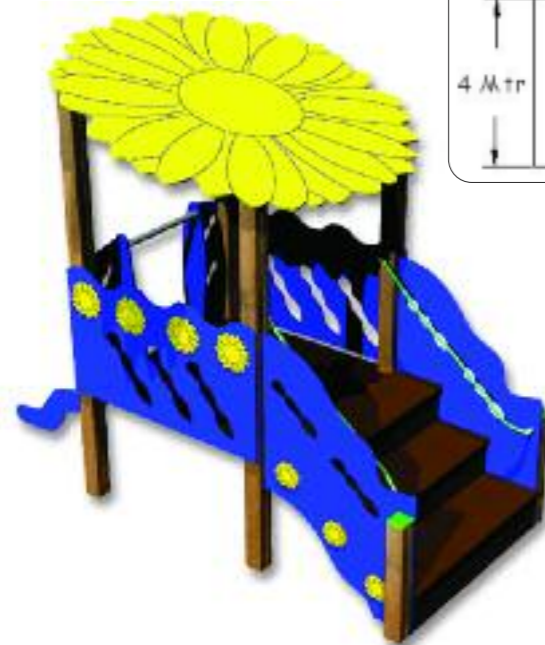
or email [sales@creativeplayuk.com](mailto:sales@creativeplayuk.com) • telephone 01244 375627 for your FREE Brochure and Play Advisor visit

## Daisy Tower Range Age 2-5 years

The Daisy Range of play equipment offers an exciting combination of towers, steps, slides, ladders and tunnels. Let their imaginations run riot with a choice of one, two, three and four tower options all featuring the distinctive bright yellow daisy flower design.

All products are designed to keep this age range busy and excited, while helping children safely develop a sense of risk and improve their co-ordination and balance.

These colourful and brightly designed products are excellent for encouraging role play and the development of social skills.



**Daisy One**  
 Free height of Fall: 60cm  
 Operating Area: 24mtr<sup>2</sup>  
 Equipment Dimensions:  
 Height : 2.2m  
 Width : 1m  
 Length : 3m

**Play Features:**  
 Slide, stairs with hand ropes, 1 tower.

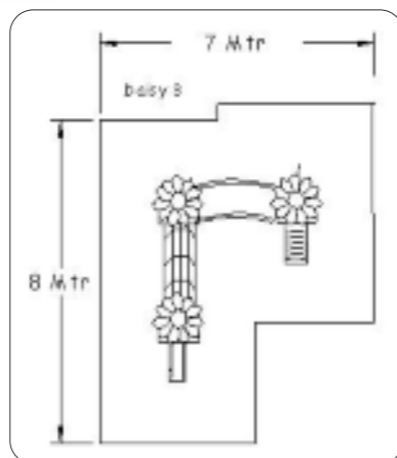
Safer surfacing not required, but if installed on tarmac or concrete - surface with attenuating qualities recommended.

- ✓ Brightly coloured designs encourage children to play.
- ✓ Looks great.
- ✓ All equipment installed using our own in house trained installation teams.

**Daisy Three**  
 Free height of Fall: 60cm  
 Operating Area: 49mtr<sup>2</sup>  
 Equipment Dimensions:  
 Height : 2.2m  
 Width : 5.5m  
 Length : 4m

**Play Features:**  
 Slide, crawling tube, playboard, arched ladder, arched walkway, firefighters pole, rock climber, 3 towers.

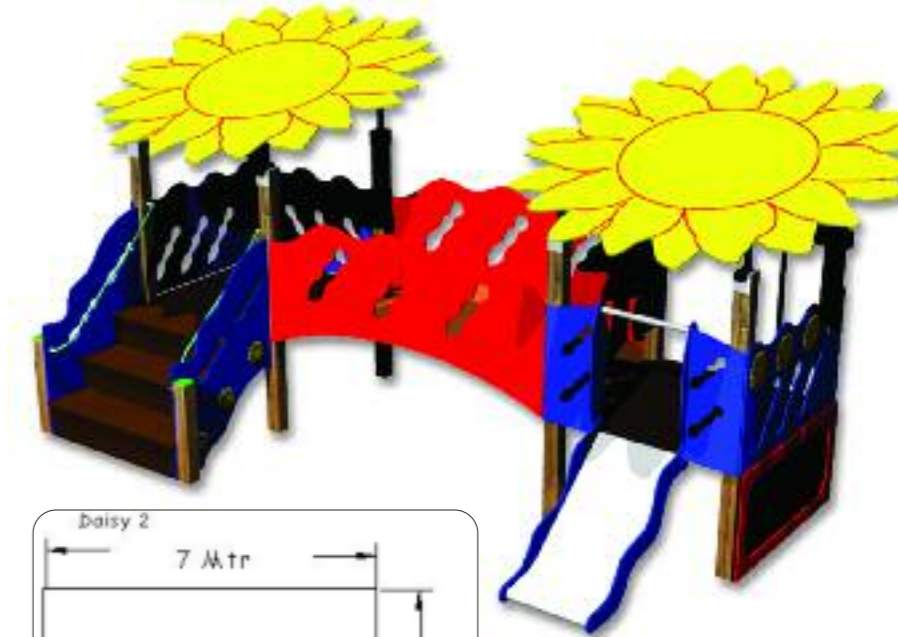
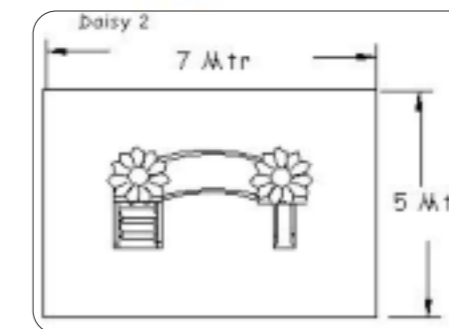
Safer surfacing not required, but if installed on tarmac or concrete - surface with attenuating qualities recommended.



**Daisy Two**  
 Free height of Fall: 60cm  
 Operating Area: 34.5mtr<sup>2</sup>  
 Equipment Dimensions:  
 Height : 2.2m  
 Width : 2m  
 Length : 4m

**Play Features:**  
 Slide, stairs with hand rope, arched walkway, playboard, firefighters pole, 2 towers.

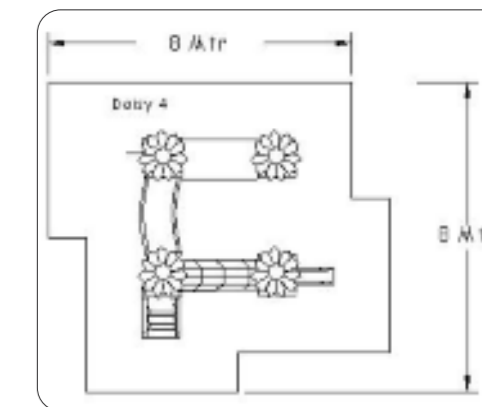
Safer surfacing not required, but if installed on tarmac or concrete - surface with attenuating qualities recommended.



**Daisy Four**  
 Free height of Fall: 60cm  
 Operating Area: 61mtr<sup>2</sup>  
 Equipment Dimensions:  
 Height : 2.2m  
 Width : 5.5m  
 Length : 5m

**Play Features:**  
 Arched walkway, crawling tube, rock climber, firefighters pole, slide, covered walkway, stairs with hand rope, playboard, 4 towers.

Safer surfacing not required, but if installed on tarmac or concrete - surface with attenuating qualities recommended.



visit [www.creativeplayuk.com](http://www.creativeplayuk.com)

or email [sales@creativeplayuk.com](mailto:sales@creativeplayuk.com) • telephone 01244 375627 for your FREE Brochure and Play Advisor visit

visit [www.creativeplayuk.com](http://www.creativeplayuk.com)

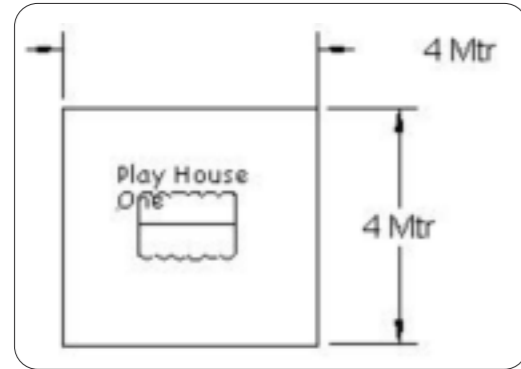
or email [sales@creativeplayuk.com](mailto:sales@creativeplayuk.com) • telephone 01244 375627 for your FREE Brochure and Play Advisor visit

## Playhouse Range Age 2-7 years

The Playhouse is another timeless classic of the nursery or playground. Creative Play have designed three beautiful modern versions for you to choose from. Each one is sure to prove a hit with younger children.

### Playhouse One

Equipment Dimensions:  
 Height : 1.5mtr  
 Width : 1.3mtr  
 Length : 1.5mtr  
 Seat Height : 35cm  
 Operating Area : 11.55mtr<sup>2</sup>



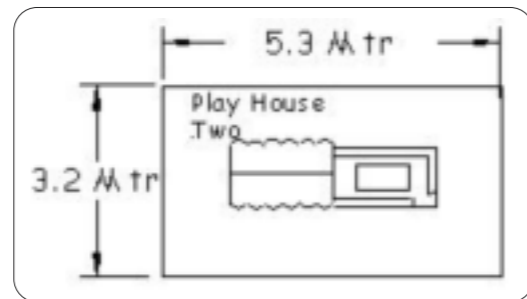
**Play Features:**  
 Covered seating,  
 windows.

### Playhouse Two

Equipment Dimensions:  
 Height : 1.55mtr  
 Width : 1.95m  
 Length : 3.9m  
 Seat Height : 35cm  
 Operating Area : 16.6m<sup>2</sup>

### Play Features:

Covered seating,  
 windows,  
 outdoor seating with table.



### Playhouse two -

All Playhouses have  
 a choice of 4 colours.



- ✓ All installations receive a full pre-installation survey.
- ✓ Take advantage of our wealth of experience and quotation service involving:-
  - a Play Advisor visit to advise and discuss your individual requirements.
  - full A3 laminated proposal with costings, pictures, ground plans and 3D images for your playground.
  - continued advice from Play Advisors.

### Playhouse Three

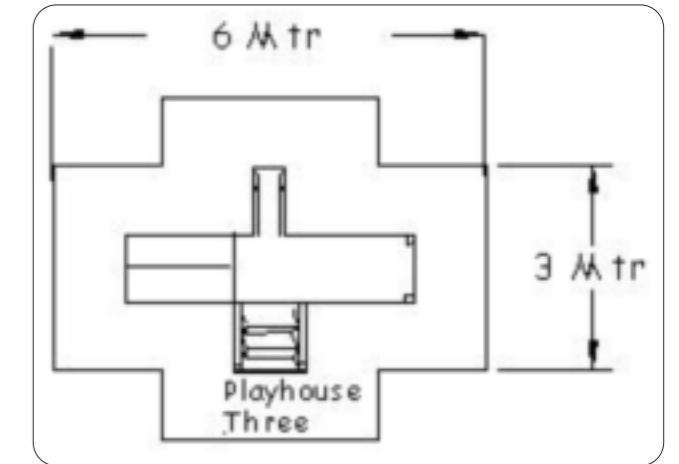
Equipment Dimensions:  
 Height : 2.2m  
 Width : 2.89m  
 Length : 3.88m  
 Free Height Of Fall : 60cm  
 Operating Area : 36mtr<sup>2</sup>

### Play Features:

Steps,  
 covered seating,  
 slide,  
 1 tower,  
 4 play panels –  
 (double sided chalk board, 2 x compass, 2 x clock, alphabet slider).



Compass Panel



Safer surfacing not required, but if installed on tarmac or concrete surface with attenuating qualities recommended.

visit [www.creativeplayuk.com](http://www.creativeplayuk.com)

or email [sales@creativeplayuk.com](mailto:sales@creativeplayuk.com) • telephone 01244 375627 for your FREE Brochure and Play Advisor visit

visit [www.creativeplayuk.com](http://www.creativeplayuk.com)

or email [sales@creativeplayuk.com](mailto:sales@creativeplayuk.com) • telephone 01244 375627 for your FREE Brochure and Play Advisor visit

## Voyager Range Ages 2 - 12

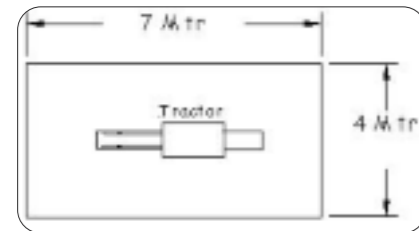
The bright and colourful items in the voyager range, including a Viking Ship, Train, Tractor, Pirate Ship and Fire Engine, are designed to encourage role play, interaction and a sense of fun.

These delightful items offer a great alternative for youngsters to the traditional options of sport or physical exercise.

All equipment in the range is made from self-coloured, high density polyethylene which won't fade and is graffiti resistant.

### Tractor

Free height of Fall: 50cm  
 Operating Area: 40mtr<sup>2</sup>  
 Equipment Dimensions:  
 Height : 2m  
 Width : 1m  
 Length : 3m



### Play Features:

Crawling tube, slide.

Safer surfacing not required, but if installed on tarmac or concrete - surface with attenuating qualities recommended.



- ✓ Encourages imaginative and social play, which helps with intellectual development and many emotional benefits.
- ✓ Plenty of opportunities for role playing.
- ✓ Encourages dramatic play.

### Pirate Ship - 5-12 years

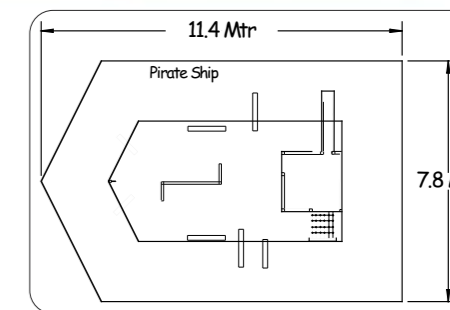
Free height of Fall: 1m  
 Operating Area: 88m<sup>2</sup>  
 Equipment Dimensions:  
 Height : 2.3m  
 Width : 5m  
 Length : 7.8m

Safer surfacing not required, but if installed on tarmac or concrete - surface with attenuating qualities recommended.  
 Surfacing included in price.



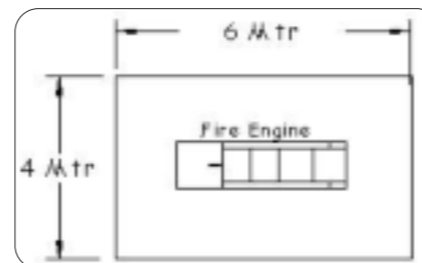
### Play Features:

Jelly board,  
 4 balance beams,  
 junior climbing net,  
 Canons x 2,  
 flag,  
 steering wheel,  
 net to platform,  
 crawling tube,  
 platform,  
 vertical climbing panel,  
 slide,  
 viewing holes.



### Fire Engine

Seating Height: 65cm  
 Operating Area: 24m<sup>2</sup>  
 Equipment Dimensions:  
 Height : 2m  
 Width : 1 m  
 Length : 3.5m



### Play Features:

Seating

Safer surfacing not required, but if installed on tarmac or concrete - surface with attenuating qualities recommended.



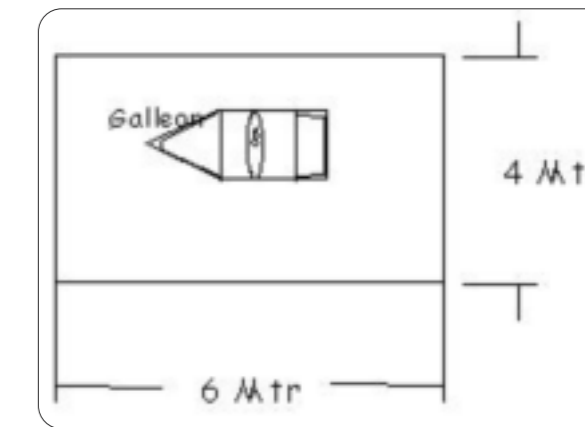
### Galleon

Seating Height: 30cm  
 Operating Area: 22.72m<sup>2</sup>  
 Equipment Dimensions:  
 Height : 1.8m  
 Width : 1.2m  
 Length : 2.8m

### Play Features:

Seating, Flag with school name (optional)

Safer surfacing not required, but if installed on tarmac or concrete - surface with attenuating qualities recommended.



visit [www.creativeplayuk.com](http://www.creativeplayuk.com)

or email [sales@creativeplayuk.com](mailto:sales@creativeplayuk.com) • telephone 01244 375627 for your FREE Brochure and Play Advisor visit

visit [www.creativeplayuk.com](http://www.creativeplayuk.com)

or email [sales@creativeplayuk.com](mailto:sales@creativeplayuk.com) • telephone 01244 375627 for your FREE Brochure and Play Advisor visit

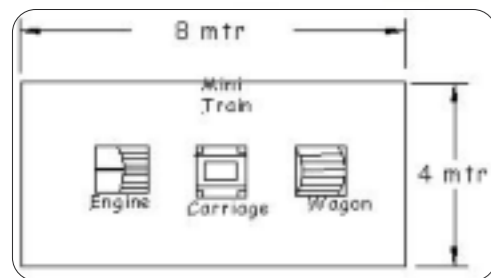
## Voyager Range



**Mini Train**  
 Free Height Of Fall: 40cm  
 Operating Area: 23.87m<sup>2</sup>  
 Equipment Dimensions:  
 Width : 1.2m  
 Length : 3m

**Play Features:**  
 Seating,  
 crawling tube,  
 viewing windows.

Safer surfacing not required, but if installed on tarmac or concrete - surface with attenuating qualities recommended.



**Amazing Maze**  
 Free height of fall 600mm.  
 Operating Area: 33m<sup>2</sup>  
 Equipment Dimensions:  
 Height : 1.5m  
 Width : 4m  
 Length : 3m

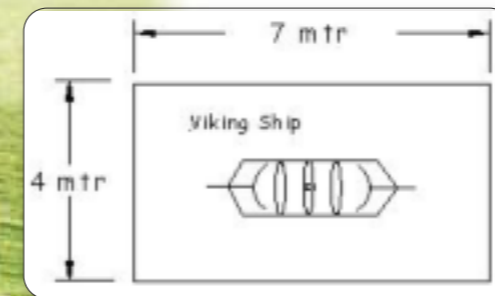
**Play Features:**  
 Crawling tubes, slide,  
 shop front, agility bars,  
 9 rooms.

Safer surfacing not required, but if installed on tarmac or concrete - surface with attenuating qualities recommended.



visit [www.creativeplayuk.com](http://www.creativeplayuk.com)

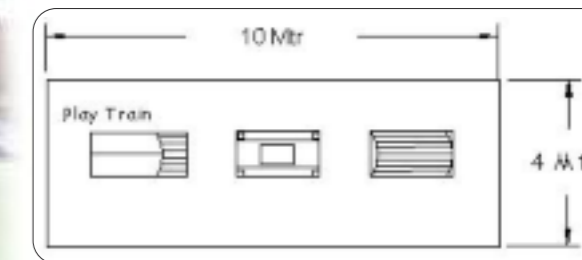
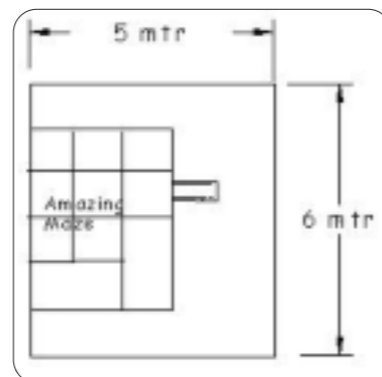
or email [sales@creativeplayuk.com](mailto:sales@creativeplayuk.com) • telephone 01244 375627 for your FREE Brochure and Play Advisor visit



**Viking Ship**  
 Seating Height: 32cm  
 Operating Area: 23.12mtr<sup>2</sup>  
 Equipment Dimensions:  
 Height : 2.3m  
 Width : 1.2m  
 Length : 4.35m

**Play Features:**  
 Seating, Flag with school name (optional)

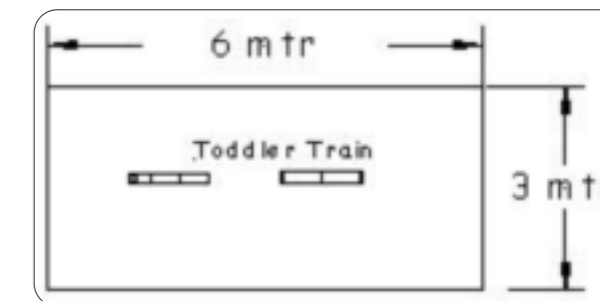
Safer surfacing not required, but if installed on tarmac or concrete - surface with attenuating qualities recommended.



**Play Train**  
 Free height of Fall: 50cm  
 Operating Area: 40mtr<sup>2</sup>  
 Equipment Dimensions:  
 Height : 2m  
 Width : 1.2m  
 Length : 6m

**Play Features:**  
 Crawling tube, seating, engine, carriage and wagon.

Safer surfacing not required, but if installed on tarmac or concrete - surface with attenuating qualities recommended.



**Toddler Train**  
 Free Height Of Fall: 25cm  
 Operating Area: 6.36mtr<sup>2</sup>  
 Equipment Dimensions:  
 Height : 25cm  
 Width : 25cm  
 Length : 1.2m

**Play Features:**  
 Seating

Safer surfacing not required, but if installed on tarmac or concrete - surface with attenuating qualities recommended.



visit [www.creativeplayuk.com](http://www.creativeplayuk.com)

or email [sales@creativeplayuk.com](mailto:sales@creativeplayuk.com) • telephone 01244 375627 for your FREE Brochure and Play Advisor visit

## Sandboxes and Sandhuts

Children of all ages just love playing with sand, and with this in mind Creative Play has designed a series of stunning dual purpose sand pits and huts.

The two sandhuts double as performance stages when closed, and also have roofs to give children protection from the elements and an added 'theatrical feel'.

The Sandbox with its sliding lid is easy to manage and ideal for younger ones to use their imaginations and creative side.


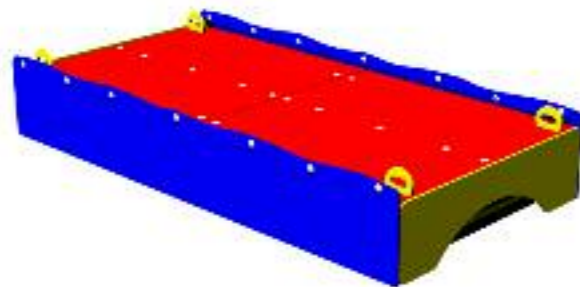
### Sandbox with Sliding Lid

Equipment Dimensions:

Height: 40cm

Width : 1.15m

Length: Open: 4.4m Closed: 2.4m



Sandbox with lid open

Length needed when open: 4.4m

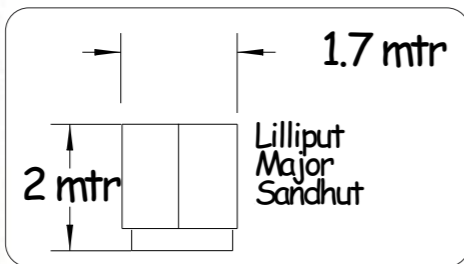
Width: 1.15m



Lilliput Minor Sand Hut



Lilliput Major Sand Hut



Free Height of Fall: 36.5cm

Equipment Dimensions:

Height : 2.1m

Width : 1.7m

Length: 2m

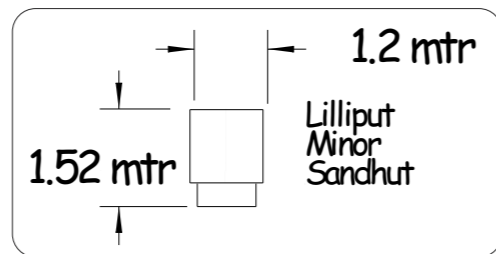
Free Height of Fall: 36.5cm

Equipment Dimensions:

Height : 2.1m

Width : 1.2m

Length : 1.52m



## Outdoor Stage Areas - 2 years to Adult

Choose from a range of outdoor stages designed to build confidence and social skills by giving children a chance to express themselves in the playground.

Ideal for outdoor drama and dance classes, these units give children a chance to experience performing on a real stage in front of classmates, parents and teachers.

Each can be fitted with either a synthetic surface or a material suitable for tap and other forms of dance.

- ✓ Encourages dramatic and creative play.
- ✓ Builds confidence.
- ✓ Improves social skills.
- ✓ Perfect settings for shows.

### The Stage

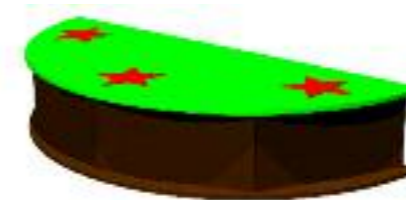
Free Height of Fall: 48cm

Equipment Dimensions:

Height : 48cm

Width : 1.9m

Length : 3m



### Stage with curtain effect



### Stage with Curtain Effect

Free Height of Fall: 48cm

Equipment Dimensions:

Height : 48cm

Width : 1.9m

Length : 3m

### Tap Stage

Free Height of Fall: 28cm - Choice of dimensions:

Equipment Dimensions:

Height : 28cm

Width : 3m

Length : 4m

Height : 28cm

Width : 3m

Length : 5m

Height : 28cm

Width : 3m

Length : 6m



Tap Stage with side Fencing



Other sizes available on application

visit [www.creativeplayuk.com](http://www.creativeplayuk.com)

or email [sales@creativeplayuk.com](mailto:sales@creativeplayuk.com) • telephone 01244 375627 for your FREE Brochure and Play Advisor visit

visit [www.creativeplayuk.com](http://www.creativeplayuk.com)

or email [sales@creativeplayuk.com](mailto:sales@creativeplayuk.com) • telephone 01244 375627 for your FREE Brochure and Play Advisor visit

# Playboards and Wall Panels

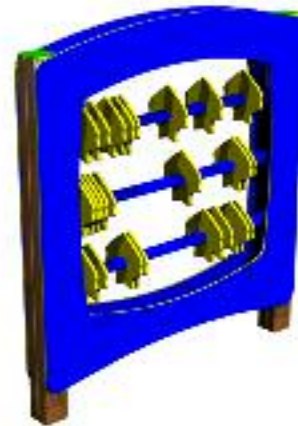
Designed to feed their minds and help them relax, our range of Playboards includes a noughts and crosses game, a chalkboard, animal abacus, and alphabet slider. Each is made from self-coloured high-density co-extruded polyethylene panels which are easy to clean, graffiti resistant, and won't fade, delaminate or split. The range also includes a shop front, mirror, and a newly added twirler game. Wall panels include a clock, compass, alphabet snake and shapes board.

- ✓ Two colour panels permanently engraved.
- ✓ Graffiti resistant.
- ✓ Easy to clean.
- ✓ Will not fade, delaminate or split.
- ✓ Manufactured from self coloured high density co-extruded polyethylene panels.
- ✓ Playboards and wall panels offer social interaction and an interesting and different learning opportunity.



**Chalk Board**  
PB101

Panel - H: 85cm, W: 1.17m  
On stilts - H: 1.2m, W: 1.17m



**Animal Abacus**  
PB102

Panel - H: 1.12m, W: 1.17m  
On stilts - H: 1.2m, W: 1.17m



**Shop Front**  
PB103

On stilts - H: 1.2m, W: 1.17m



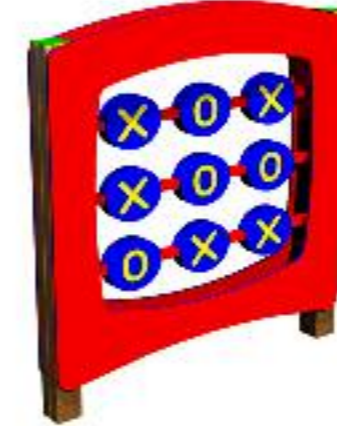
**Whizzwheel**  
PB104

Panel - H: 85cm, W: 1.17m  
On stilts - H: 1.2m, W: 1.17m



**Funky Mirror**  
PB105

Panel - H: 78cm, W: 1.17m  
On stilts - H: 1.2m, W: 1.17m



**Noughts & Crosses**  
PB106

Panel - H: 98cm, W: 1.17m  
On stilts - H: 1.2m, W: 1.17m



**Basket Ball & Target**  
PB107

On stilts - H: 1.5m, W: 99cm



**Musical Chimes**  
PB108

Panel - H: 1.19m, W: 99cm  
On stilts - H: 1.5m, W: 99cm



**Twirler**

PB109 - Includes Playsafe mat



**Netball Hoop**  
WP109




**Clock Wall Panel**  
WP101

Panel - H: 1.18m, W: 78cm



**Compass**  
WP102

Panel - H: 1.18m, W: 78cm



**1 to 10**  
WP103

Panel - H: 1.18m, W: 78cm



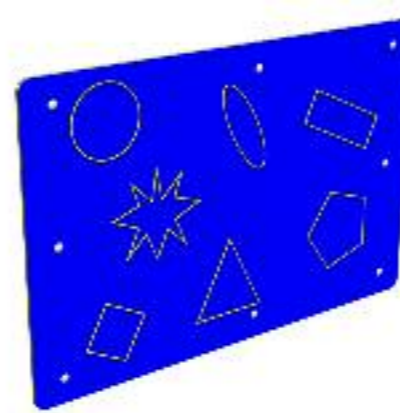
**Cricket Stumps**  
WP104

Panel - H: 90cm, W: 35cm



**Four Seasons**  
WP105

Panel - H: 1.18m, W: 78cm



**Shapes Wall Panel**  
WP106

Panel - H: 78cm, W: 1.18m



**Alphabet Slider**  
WP107

Panel - H: 78cm, W: 1.18m



**Measure Me**  
WP108

Panel - H: 1.8m, W: 40cm



**Alphabet Snake**  
WP1010

Panel - H: 1.18m, W: 78cm



**Simon Says**  
WP111

Panel - H: 1.18m, W: 78cm

visit [www.creativeplayuk.com](http://www.creativeplayuk.com)

or email [sales@creativeplayuk.com](mailto:sales@creativeplayuk.com) • telephone 01244 375627 for your FREE Brochure and Play Advisor visit

visit [www.creativeplayuk.com](http://www.creativeplayuk.com)

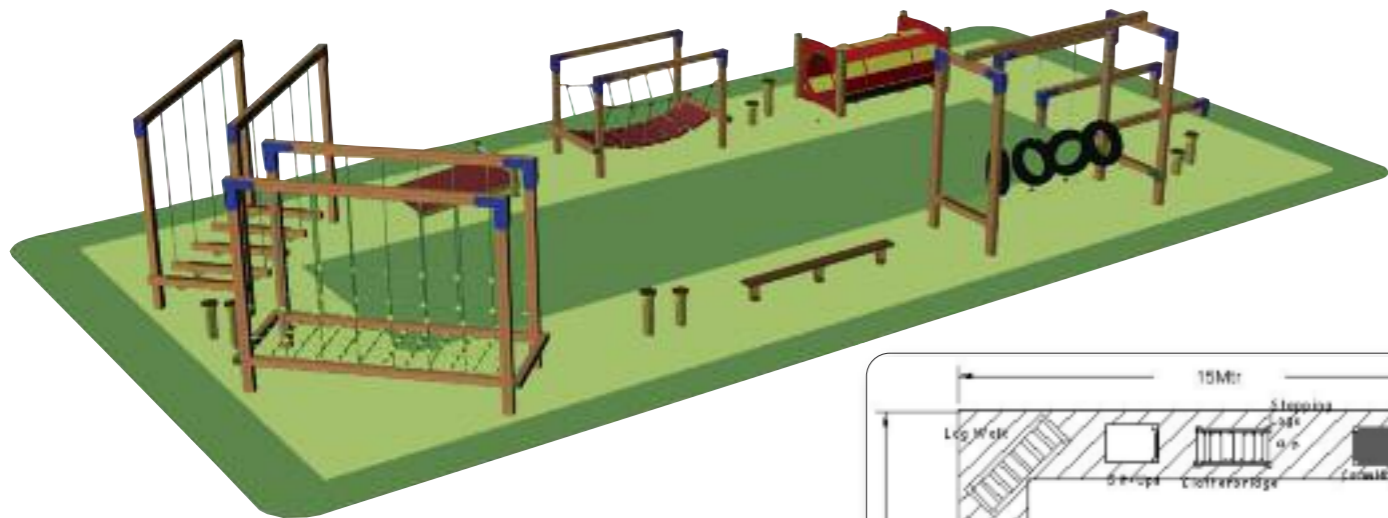
or email [sales@creativeplayuk.com](mailto:sales@creativeplayuk.com) • telephone 01244 375627 for your FREE Brochure and Play Advisor visit

# Challenger Trim Trails

## Challenger Trim Trails

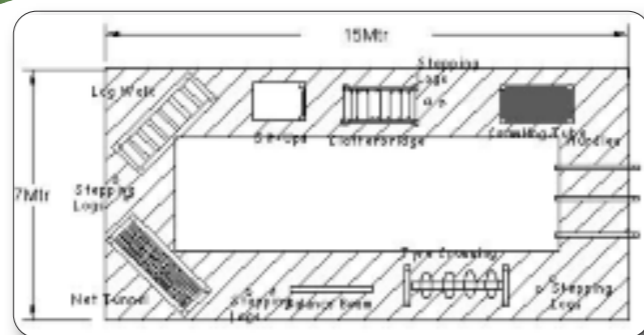
Our Challenger Trim Trails offer a great way for children to safely

get fit and have fun at the same time. Items in this range have been carefully designed to ensure they comply with Ofsted's requirements for physical development. Choose from 27 separate items including tread mills, crawling tubes, swinging grips, balance beams and scramble nets. Each of these can be used as a stand alone item or joined together as part of an exciting and physically challenging trail, and all have been given a 'star rating' to show you which physical attributes it can help children develop.



### Mississippi Trail

Log walk, net tunnel, tyre crossing, stepping logs, sit-ups, clatterbridge, hurdles, crawling tube, balance beam

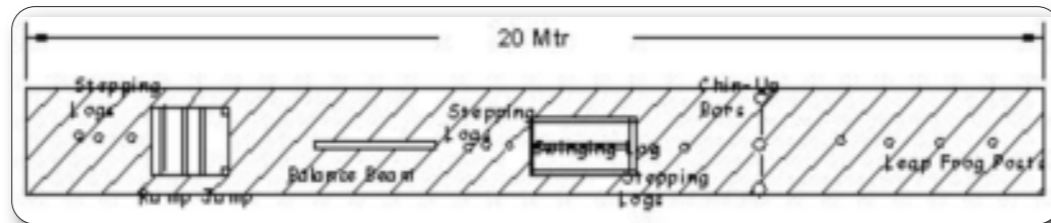


visit [www.creativeplayuk.com](http://www.creativeplayuk.com)

or email [sales@creativeplayuk.com](mailto:sales@creativeplayuk.com) • telephone 01244 375627 for your FREE Brochure and Play Advisor visit

### Hudson Trail

Chin-up bars, ramp jump, balance beam, stepping logs, leapfrog posts, swing log.



Challenger Trim Trail items are made from pressure impregnated square sawn timber with footholds and anti-slip surfaces to ensure they are as safe as possible.



### The Challenger range helps develop:

- ✓ Upper body strength
- ✓ Agility
- ✓ General physical fitness
- ✓ Co-ordination
- ✓ Balance
- ✓ Concentration
- ✓ Social skills
- ✓ Helps meet the proposed government set target of four hours of sport per week
- ✓ all fitted with non-slip materials
- ✓ All equipment is compliant with British Standards EN1176

visit [www.creativeplayuk.com](http://www.creativeplayuk.com)

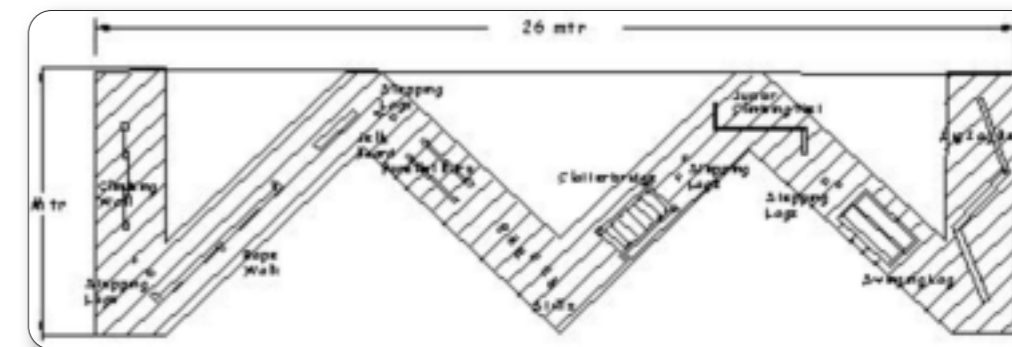
or email [sales@creativeplayuk.com](mailto:sales@creativeplayuk.com) • telephone 01244 375627 for your FREE Brochure and Play Advisor visit

### Rio Grande Trail

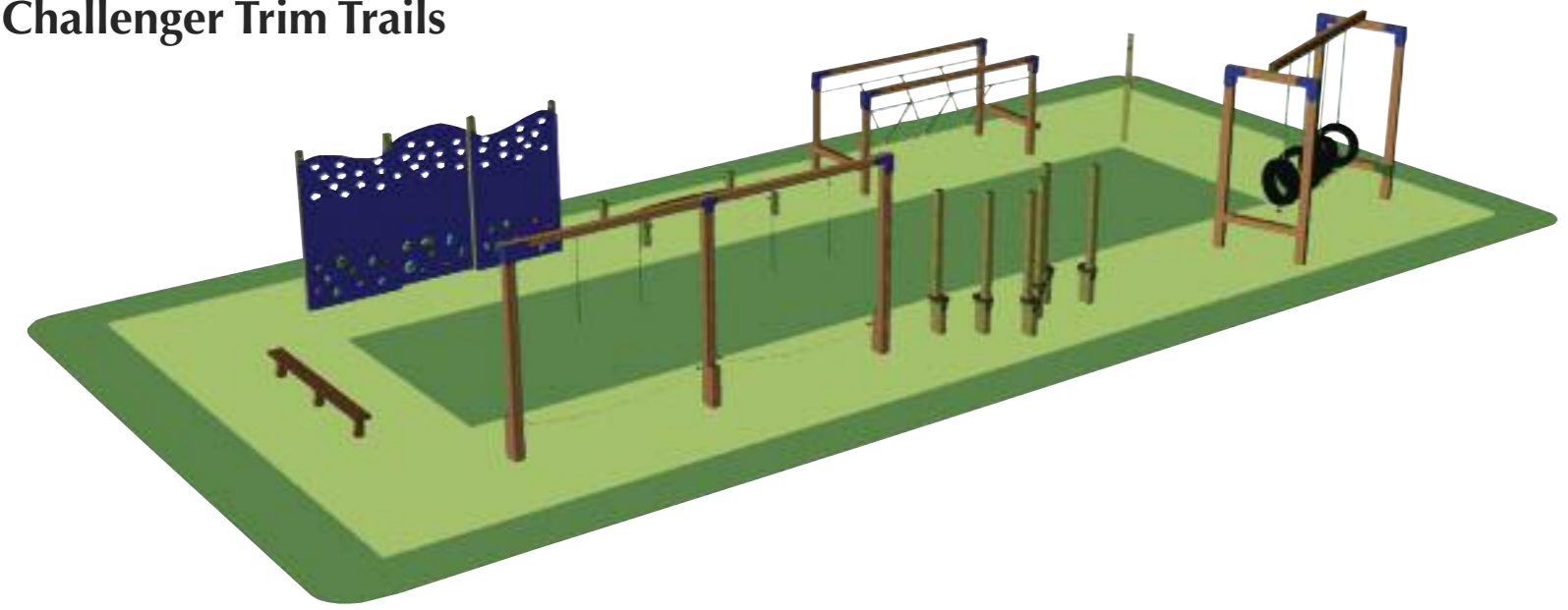
Stepping logs, jelly board, clatterbridge, swinging log, parallel bars, zig zag beam, rope walk, stilts, junior climbing net, rock traverse



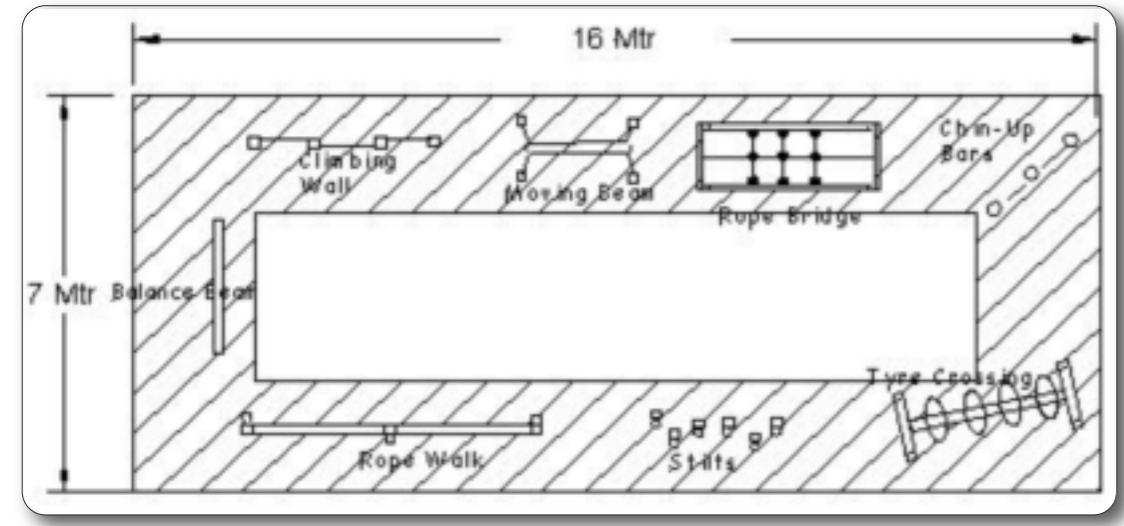
Choose one of our exhilarating set trim trails or our play advisors will be happy to help you design your own Challenger Trim Trail which is suitable for your needs.



# Challenger Trim Trails

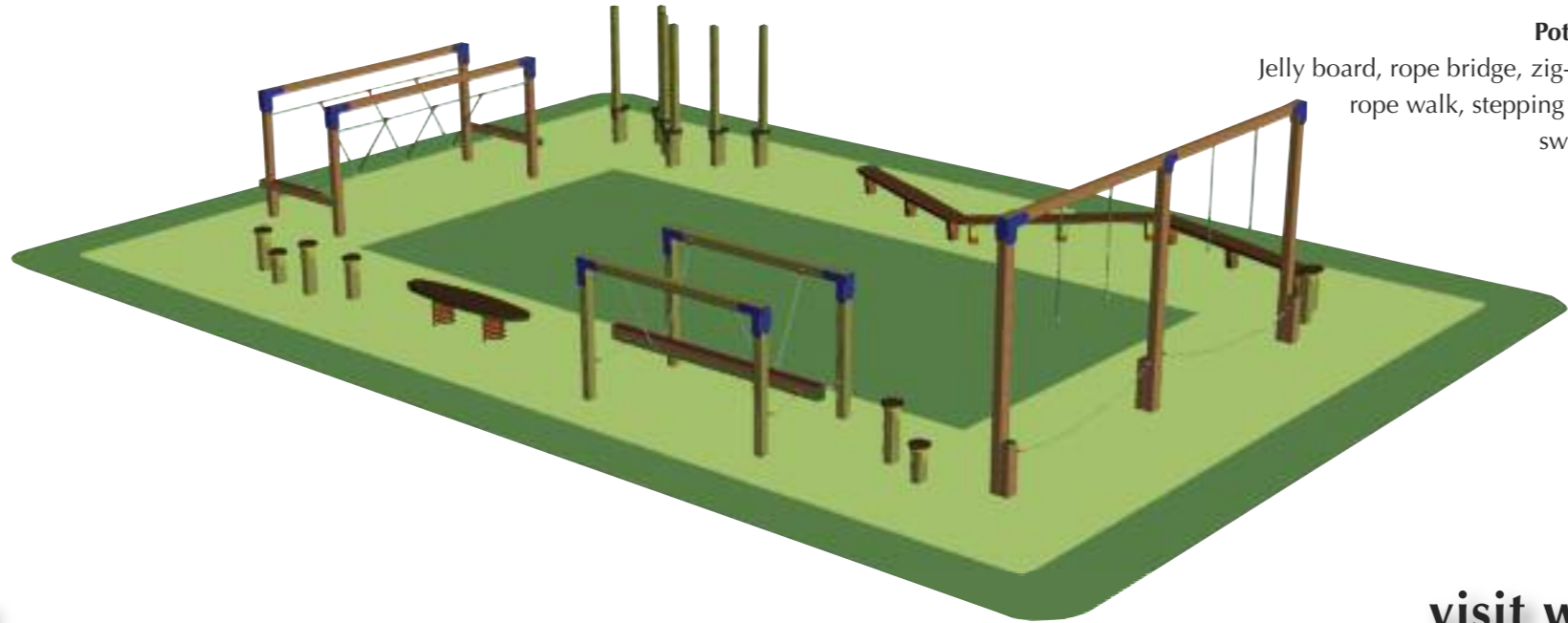


**Chattahoochee Trail**  
Chin-up bars, rope bridge, moving beam, balance beam, tyre crossing, rope walk, stilt, rock traverse.

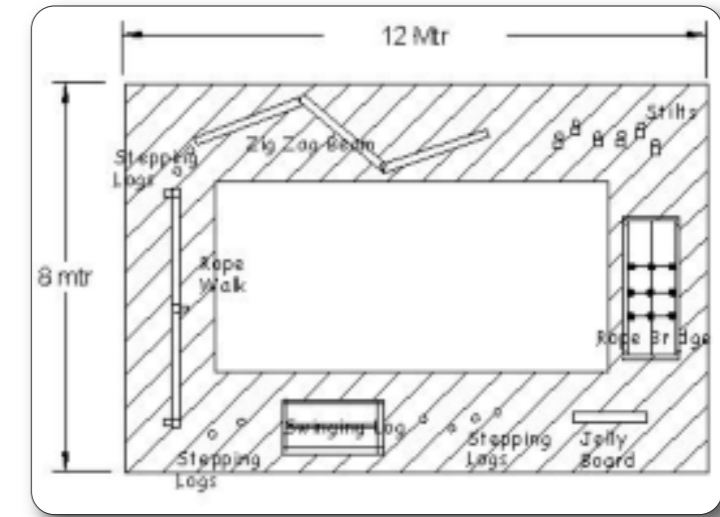


visit [www.creativeplayuk.com](http://www.creativeplayuk.com)

or email [sales@creativeplayuk.com](mailto:sales@creativeplayuk.com) • telephone 01244 375627 for your FREE Brochure and Play Advisor visit

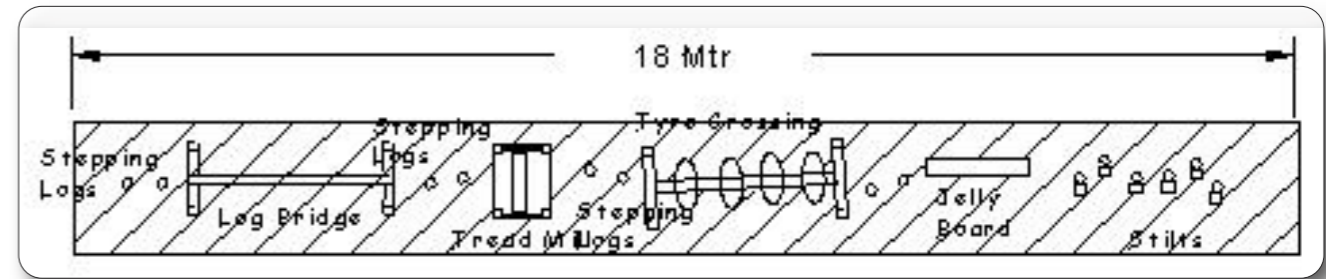


**Potomac Trail**  
Jelly board, rope bridge, zig-zag beam, rope walk, stepping logs, stilt, swinging log.



visit [www.creativeplayuk.com](http://www.creativeplayuk.com)

or email [sales@creativeplayuk.com](mailto:sales@creativeplayuk.com) • telephone 01244 375627 for your FREE Brochure and Play Advisor visit



**Yukon Trail**  
Jelly board, tread mill, stilt, tyre crossing, stepping logs, log bridge.





**1 Chin-Up Bars** ★  
 HEIGHT 1.5m and 1m  
 WIDTH 2m  
 FALL HEIGHT 1.5m & 1m  
 OPERATING AREA 5m x 4m

**2 Ramp Jump** ★★ ★  
 HEIGHT 500mm  
 WIDTH 1.2m  
 LENGTH 1.5m  
 FALL HEIGHT 500mm  
 OPERATING AREA 4m x 4.5m

**3 Jelly Board** ★★ ★  
 WIDTH 350mm  
 LENGTH 1.5m  
 FALL HEIGHT 350mm  
 OPERATING AREA 4.2m x 2.9m

**4 Rope Bridge** ★★ ★  
 HEIGHT 1.5m  
 LENGTH 3m  
 WIDTH 1.2m  
 FALL HEIGHT 600mm  
 OPERATING AREA 6.2m x 2.4m

**5 Moving Beam** ★★ ★  
 HEIGHT 600mm  
 LENGTH 2m  
 WIDTH 1.2m  
 FALL HEIGHT 600mm  
 OPERATING AREA 5.7m x 3.95m

**6 Clatterbridge** ★★ ★  
 HEIGHT 1.5m  
 LENGTH 2m  
 WIDTH 1.2m  
 FALL HEIGHT 600mm  
 OPERATING AREA 5.2m x 2.4m

**7 Scramble Net** ★★ ★  
 HEIGHT 2m  
 LENGTH 1.5m  
 WIDTH 2.4m  
 FALL HEIGHT 2m  
 OPERATING AREA 7.16m x 6.06m

**8 Balance Beam** ★★ ★  
 HEIGHT 500mm  
 LENGTH 2.4m  
 WIDTH 300mm  
 FALL HEIGHT 500mm  
 OPERATING AREA 5.4m x 1.8m

**9 Swinging Grips** ★★ ★  
 HEIGHT 2.3m  
 LENGTH 3m  
 WIDTH 2m  
 FALL HEIGHT 1.5m  
 OPERATING AREA 7m x 4.2m

**10 Swinging Log** ★★ ★  
 HEIGHT 1.3m  
 LENGTH 3m  
 WIDTH 1.5m  
 FALL HEIGHT 500mm  
 OPERATING AREA 5m x 2.5m

**11 Parallel Bars** ★  
 HEIGHT 1.2m  
 LENGTH 2m  
 WIDTH 800mm  
 FALL HEIGHT 1m  
 OPERATING AREA 5m x 2.8m

**12 Zig Zag Beam** ★★ ★  
 HEIGHT 300mm  
 LENGTH 4.8m  
 WIDTH 2.2m  
 FALL HEIGHT 300mm  
 OPERATING AREA 9.3m x 4m

**ACTIVITY KEY**  
 Physical gymnastic attributes achieved during play activity:  
 ★ Upper Body Development  
 ★ Balancing  
 ★ Use of Space (Swinging)  
 ★ Co-ordination  
 ★ Social Skills  
 ★ Concentration

**27 Rock Traverse** ★★ ★  
 HEIGHT 2m  
 LENGTH 3.4m  
 WIDTH 200mm  
 FALL HEIGHT 600mm  
 OPERATING AREA 4.6m x 1.4m

**26 Tread Mill** ★★ ★  
 HEIGHT 1.2m  
 LENGTH 1.2m  
 WIDTH 900mm  
 FALL HEIGHT 300mm  
 OPERATING AREA 3.2m x 3m

**25 Crawling Tube** ★★ ★  
 HEIGHT 1.2m  
 LENGTH 2.2m  
 WIDTH 1m  
 FALL HEIGHT 200mm  
 OPERATING AREA 3m x 3m

**24 Leap Frog Posts** ★★ ★  
 HEIGHT 500mm to 900mm  
 FALL HEIGHT 500mm to 900mm  
 OPERATING AREA 4m x 2m

**23 Net Tunnel** ★★ ★  
 HEIGHT 2.3m  
 LENGTH 3m  
 WIDTH 1.2m  
 FALL HEIGHT 1m  
 OPERATING AREA 6m x 2m

**22 Junior Climbing Net** ★★ ★  
 HEIGHT 2.3m  
 WIDTH 2.4m  
 FALL HEIGHT 1m  
 OPERATING AREA 4.4m x 3m

**21 Stilts** ★★ ★  
 HEIGHT 1.4m  
 FALL HEIGHT 450mm  
 OPERATING AREA 1.4m diameter

**20 Overhead Ladder** ★★ ★  
 HEIGHT 2.3m  
 LENGTH 3m  
 WIDTH 1.2m  
 FALL HEIGHT 2m  
 OPERATING AREA 8.26m x 5.86m

**19 Rope Walk** ★★ ★  
 HEIGHT 2.3m  
 LENGTH 3m  
 WIDTH 220mm  
 FALL HEIGHT 300mm  
 OPERATING AREA 6.3m x 2.85m

**18 Stepping Logs** ★★ ★  
 Eight in a set.  
 HEIGHTS BETWEEN 200mm and 500mm  
 Used as links between other items


**17 Log Bridge** ★★ ★  
 HEIGHT 500mm  
 LENGTH 3m  
 WIDTH 1.2m  
 FALL HEIGHT 500mm  
 OPERATING AREA 5.8m x 2m

**16 Tyre Crossing** ★★ ★  
 HEIGHT 2.3m  
 LENGTH 3m  
 WIDTH 1.2m  
 FALL HEIGHT 500mm  
 OPERATING AREA 5m x 3.2m

**15 Hurdles** ★★ ★  
 HEIGHT Set of three:  
 up to 900mm  
 WIDTH 2.4m  
 FALL HEIGHT up to 900mm  
 OPERATING AREA 9.2m x 4.2m

**14 Log Walk** ★★ ★  
 HEIGHT 2.3m  
 LENGTH 3m  
 WIDTH 1.2m  
 FALL HEIGHT 600mm  
 OPERATING AREA 6.2m x 3.4m

**13 Sit-Ups** ★  
 HEIGHT 500mm  
 LENGTH 1.5m  
 WIDTH 1.2m  
 FALL HEIGHT 500mm



## Zenith Tower Range Ages 5 - 12

The Zenith Tower Range is designed with children aged 5 – 12-years-old in mind and offers a choice of one to six tower forts complete with slides, crawling tubes, net traverses, and rope bridges. There's plenty to keep older children active and interested with this range. They can also take time to relax and socialise with play panels and seats under the towers.

Each item features timber clad or brightly coloured roof panels which are made from fade resistant, self-coloured high density polyethylene.



**Play Features:**  
Slide, ramp with rope pull, clatterbridge, 2 towers, vertical climbing panel, firefighters pole.

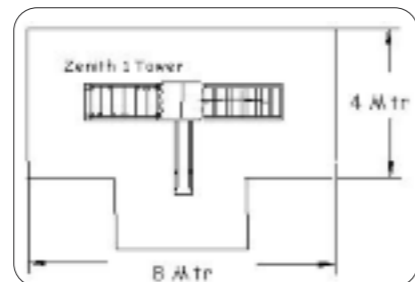
Safer surfacing required. Grass or soil can be used providing it is well maintained.



**Zenith One Tower**  
Free height of Fall: 1m  
Operating Area: 40mtr<sup>2</sup>  
Equipment Dimensions:  
Height : 3m  
Width : 3m  
Length : 5m

**Play Features:**  
Slide, ramp with rope pull, clatterbridge, 1 tower.

Safer surfacing required. Grass or soil can be used providing it is well maintained.



**Zenith Two Tower**  
Free height of Fall: 1m  
Operating Area: 45.5mtr<sup>2</sup>  
Equipment Dimensions:  
Height : 3m  
Width : 3m  
Length : 6m



visit [www.creativeplayuk.com](http://www.creativeplayuk.com)

or email [sales@creativeplayuk.com](mailto:sales@creativeplayuk.com) • telephone 01244 375627 for your FREE Brochure and Play Advisor visit

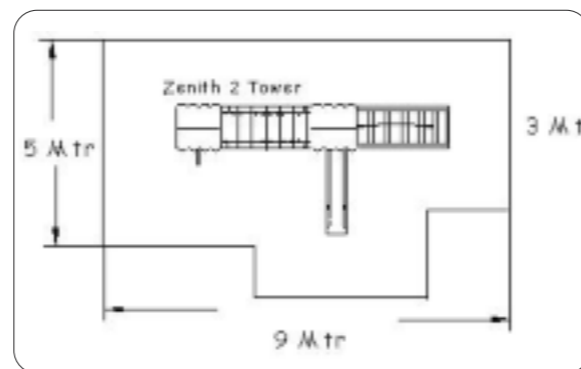
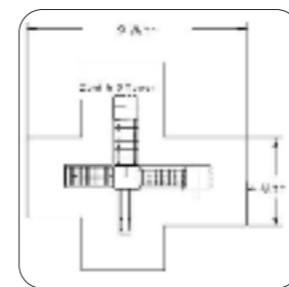
### Zenith Three Tower



Free height of Fall: 1m  
Operating Area: 58mtr<sup>2</sup>  
Equipment Dimensions:  
Height : 3m  
Width : 6m  
Length : 6m

**Play Features:**  
Slide, firefighters pole, shop front, seating under towers, net tunnel, ramp with rope pull, clatterbridge, 3 towers.

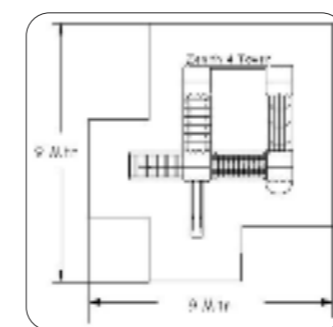
Safer surfacing required. Grass or soil can be used providing it is well maintained.



**Zenith Rustic:**  
All Zenith Towers can have wooden roofs for a sensitive environmentally friendly look.



### Zenith Three Tower



**Zenith Nautical Multiplay**  
Free height of Fall: 1m  
Operating Area: 49mtr<sup>2</sup>  
Equipment Dimensions:  
Height : 3m  
Width : 3.5m  
Length : 4m

**Play Features:**  
Slide, scramble net, 2 platforms, captain's lookout, moving ships wheel, arched climber.

Safer surfacing required. Grass or soil can be used providing it is well maintained.

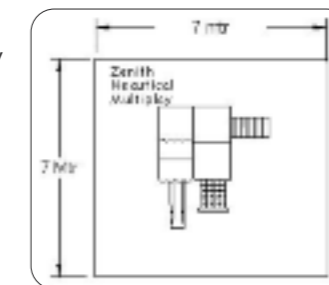
visit [www.creativeplayuk.com](http://www.creativeplayuk.com)

or email [sales@creativeplayuk.com](mailto:sales@creativeplayuk.com) • telephone 01244 375627 for your FREE Brochure and Play Advisor visit

**Zenith Four**  
Free height of Fall: 1m  
Operating Area: 65mtr<sup>2</sup>  
Equipment Dimensions:  
Height : 3m  
Width : 6m  
Length : 6m

**Play Features:**  
Slide, firefighters pole, shop front, seating under towers, net tunnel, ramp with rope pull, crawling tube, 4 towers.

Safer surfacing required. Grass or soil can be used providing it is well maintained.



# Zenith Max Tower Range Ages 7 - 12

Following the popularity of our Zenith

Towers the **Zenith Max**

**Tower** range has been

created as a stimulating,

exciting, and challenging

play experience. Zenith

Max takes play towers to

the next level giving

children a vast

variety of play options.

Choose from our Fort Belknap with one

tower and two levels to our Fort Yuma with

four towers, a fort design, two slides and

two different levels guaranteed to keep

everyone entertained for hours.



### Fort Belknap

Equipment Dimensions:  
 Height : 3.5 mtr  
 Width : 2 mtr  
 Length : 4.5mtr  
 Free height of fall: 60mm & 2mtr

### Play Features:

Ramp, firefighters pole, slide, two levels, lightning design in roof and panels.



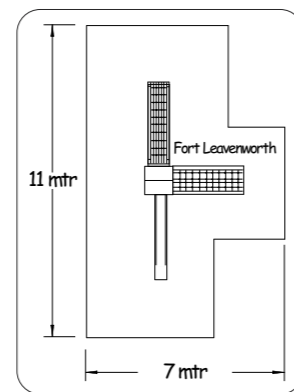
### Forth Leavenworth

Equipment Dimensions:  
 Height : 3.5 mtr  
 Width : 3.5 mtr  
 Length : 7 mtr  
 Free height of fall: 2mtr

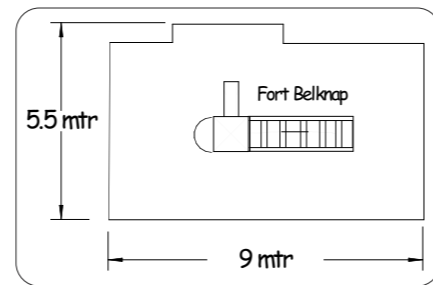
### Play Features:

Slide, net to platform, net traverse, 1 tower.

Safer surfacing required.



Safer surfacing required.



### Fort Belmont

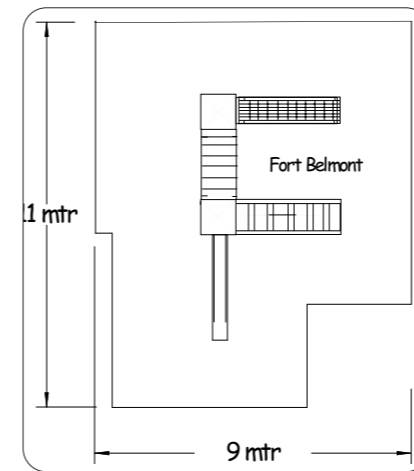
Equipment Dimensions:  
 Height : 3.5 mtr  
 Width : 4 mtr  
 Length : 7 mtr  
 Free height of fall: 2mtr

### Play Features:

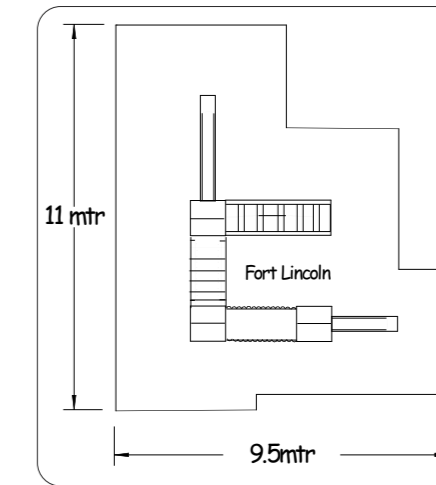
Ramp, slide, 2 towers, net traverse, clatterbridge, choice of roof designs.



Safer surfacing required.



Safer surfacing required.



### Fort Lincoln

Equipment Dimensions:  
 Height : 3.5 mtr  
 Width : 6 mtr  
 Length : 7 mtr  
 Free height of fall: 1.5 & 2 mtr

### Play Features:

2 ramps, 2 slides, 3 towers clatterbridge, 2 different levels, choice of roof designs.

visit [www.creativeplayuk.com](http://www.creativeplayuk.com)

or email [sales@creativeplayuk.com](mailto:sales@creativeplayuk.com) • telephone 01244 375627 for your FREE Brochure and Play Advisor visit

visit [www.creativeplayuk.com](http://www.creativeplayuk.com)

or email [sales@creativeplayuk.com](mailto:sales@creativeplayuk.com) • telephone 01244 375627 for your FREE Brochure and Play Advisor visit

# Zenith Max Tower Range Ages 7 - 12

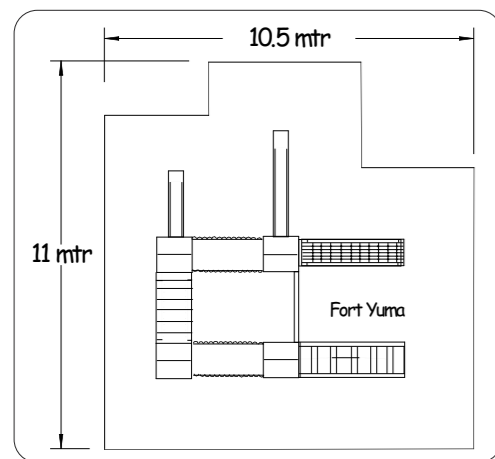


Fort Yuma

**Fort Yuma**  
 Equipment Dimensions:  
 Height : 3.5 mtr  
 Width : 7 mtr  
 Length : 7 mtr  
 Free height of fall: 1.5 mtr & 2 mtr

**Play Features:**  
 3 ramps, 2 slides, 4 towers, net traverse, clatterbridge, different levels, fort front design, choice of roof designs.

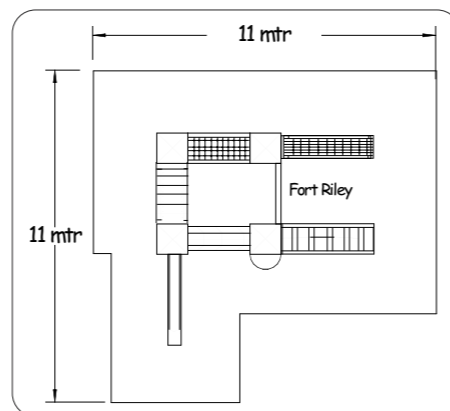
Safer surfacing required.



**Fort Riley**  
 Equipment Dimensions:  
 Height : 3.5 mtr  
 Width : 7 mtr  
 Length : 7 mtr  
 Free height of fall: 2 mtr

**Play Features:**  
 Ramp, slide, 4 towers, net traverse, fort front design, choice of roof designs, seating under towers, crawling tube, rope bridge, climbing net, firefighters pole.

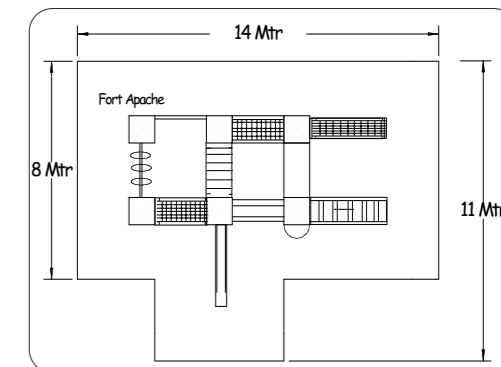
Safer surfacing required.



**Fort Apache**  
 Free height of Fall: 2  
 Operating Area: 127mtr<sup>2</sup>  
 Equipment Dimensions:  
 Height : 3m  
 Width : 7m  
 Length : 10m

**Play Features:**  
 Speaking tube, fixed ramp with rope pull, crawling tube, rock traverse, net tunnel, rope bridge, net traverse, clatterbridge, slide, net climber, rope stairway, firefighters pole, play panels, tyre crossing, 6 towers.

Safer surfacing required.



visit [www.creativeplayuk.com](http://www.creativeplayuk.com)

or email [sales@creativeplayuk.com](mailto:sales@creativeplayuk.com) • telephone 01244 375627 for your FREE Brochure and Play Advisor visit

visit [www.creativeplayuk.com](http://www.creativeplayuk.com)

or email [sales@creativeplayuk.com](mailto:sales@creativeplayuk.com) • telephone 01244 375627 for your FREE Brochure and Play Advisor visit

# Zenith Max Tower Range Ages 7 - 12

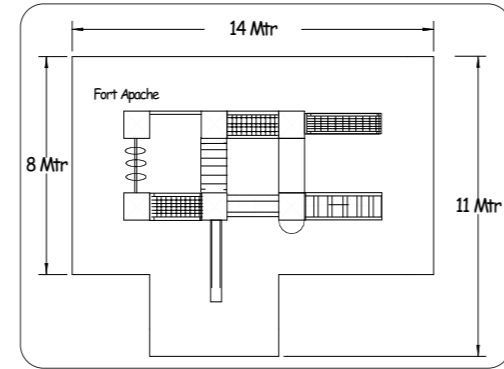
### Fort Apache

Free height of Fall: 2m  
 Operating Area: 127mtr<sup>2</sup>  
 Equipment Dimensions:  
 Height : 3m  
 Width : 7m  
 Length : 10m

### Play Features:

Speaking tube, fixed ramp with rope pull, crawling tube, rock traverse, net tunnel, rope bridge, net traverse, clatterbridge, slide, net climber, rope stairway, firefighters pole, play panels, tyre crossing, 6 towers.

Safer surfacing required.

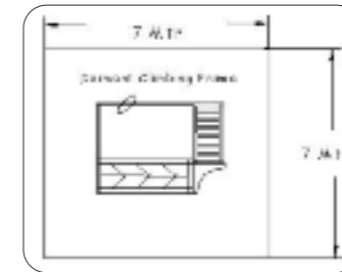


# Climbing Frames

Satisfy their head for heights and love of climbing with Creative Play's range of climbing frames.

Each product is carefully designed to physically challenge childrens strength and agility through a combination of nets, tyres, bridges, and agility bars.

All are compliant with the British Safety standard EN1176 subject to installation on an appropriate surface. We recommend safer surfacing is used under the climbing frames to prevent soil erosion, one of our play advisors will be happy to provide advice on this.



### Derwent Climbing Frame

Free height of Fall: 1m  
 Operating Area: 49mtr<sup>2</sup>  
 Equipment Dimensions:  
 Height : 2.3m  
 Width : 4m  
 Length : 4m

### Play Features:

Rope Bridge, log crossing, agility bar, tyre swing fixed to ground.

Safer surfacing required. Grass or soil can be used providing it is well maintained.



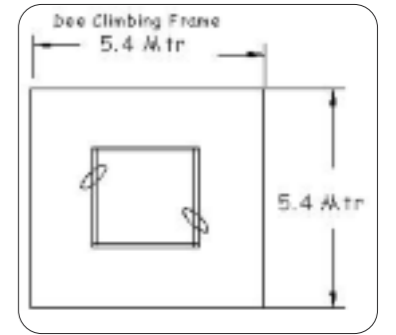
### Dee Climbing Frame

Free height of Fall: 1m  
 Operating Area: 29.16mtr<sup>2</sup>

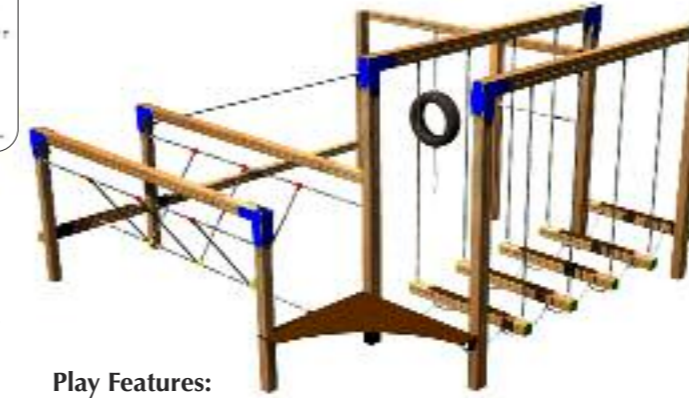
Equipment Dimensions:  
 Height : 2.3m  
 Width : 2.4m  
 Length : 2.4m

### Play Features:

Net crossing, tyre swing fixed to ground x 2, agility bar x 2, log climber.



Safer surfacing required. Grass or soil can be used providing it is well maintained.



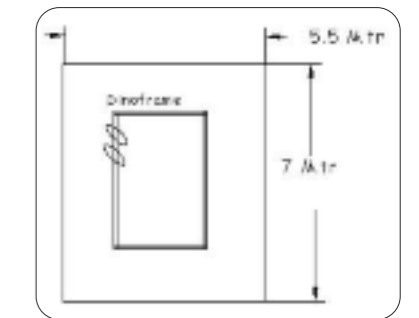
### Dino-Frame

Free height of Fall: 1m  
 Operating Area: 38.5mtr<sup>2</sup>  
 Equipment Dimensions:  
 Height : 2.3m  
 Width : 2.5m  
 Length : 4m

### Play Features:

Net crossing, agility bar, tyre swings fixed to the ground x 2, rope crossings, log climber.

Safer surfacing required. Grass or soil can be used providing it is well maintained.



visit [www.creativeplayuk.com](http://www.creativeplayuk.com)

or email [sales@creativeplayuk.com](mailto:sales@creativeplayuk.com) • telephone 01244 375627 for your FREE Brochure and Play Advisor visit

visit [www.creativeplayuk.com](http://www.creativeplayuk.com)

or email [sales@creativeplayuk.com](mailto:sales@creativeplayuk.com) • telephone 01244 375627 for your FREE Brochure and Play Advisor visit

## Activity Centres Ages 5 - 12

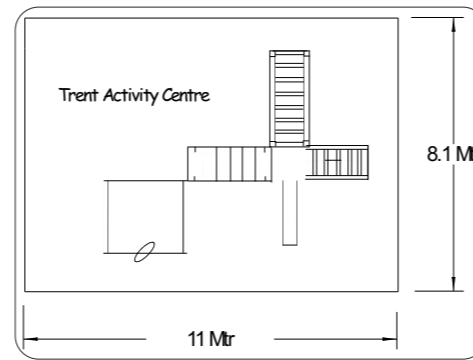
Our range of activity centres has proved hugely popular with children aged five to twelve years.

With four centres to choose from: Dart, Trent, Clyde and Fleet - plus slides, ramps, rope pulls, climbing nets and tyre crossings, it's easy to see why.

There's sure to be one suitable for your space requirements and all are compliant with the British Safety standard EN1176 subject to installation on an appropriate surface (one of our play advisors will be happy to provide advice on this).

Each unit is designed to physically challenge childrens strength and agility, ensuring they are kept busy. The Dart Activity Centre for example has no less than 10 separate activities all contained in one unit.

Trent Activity Centre - Tyre swing not shown



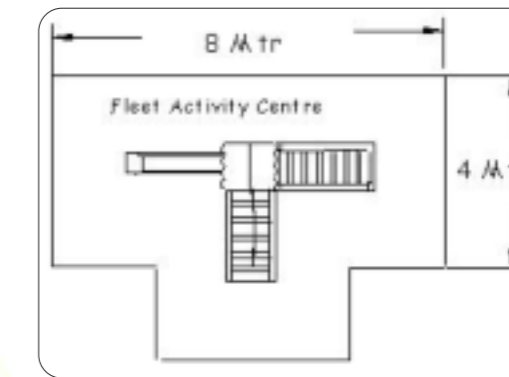
Free height of Fall: 2m  
 Operating Area: 69mtr<sup>2</sup>  
 Equipment Dimensions:  
 Height : 2.3m  
 Width : 6m  
 Length : 7.7m

**Play Features:**  
 Ramp with rope pull, vertical climbing panel, log climber, 2 slides, clatterbridge, tyre swing, log crossing, combination net, agility bar.

Safer surfacing required.

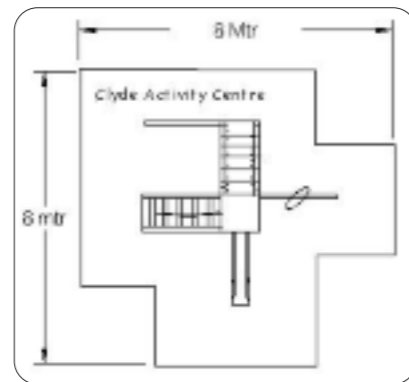
Fleet Activity Centre

Free height of Fall: 1m  
 Operating Area: 40mtr<sup>2</sup>  
 Equipment Dimensions:  
 Height : 2.3m  
 Width : 3m  
 Length : 5m



**Play Features:**  
 Ramp with rope pull, slide, log crossing, vertical climbing panel, roof.

Safer surfacing required. Grass or soil can be used providing it is well maintained.



**Clyde Activity Centre**  
 Free height of Fall: 1m  
 Operating Area: 50mtr<sup>2</sup>  
 Equipment Dimensions:  
 Height : 2.3m  
 Width : 5m  
 Length : 5m

**Play Features:**  
 Ramp with rope pull, vertical climbing panel, net crossing, slide, clatterbridge, tyre swing, log climber.

Safer surfacing required. Grass or soil can be used providing it is well maintained.

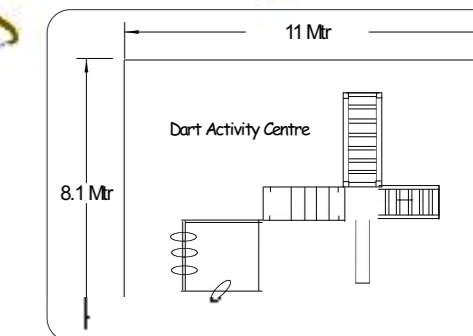
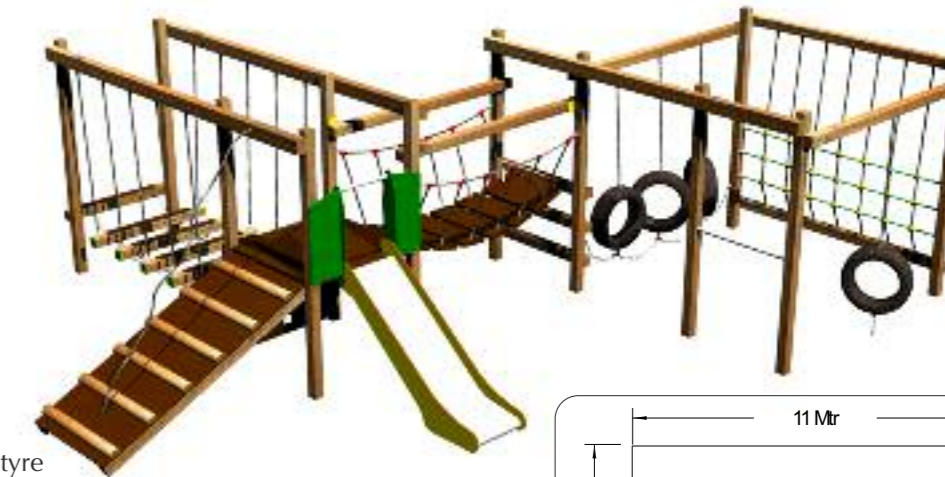


Dart Activity Centre

Free height of Fall: 1m  
 Operating Area: 62mtr<sup>2</sup>  
 Equipment Dimensions:  
 Height : 2.3m  
 Width : 6m  
 Length : 7.7m

**Play Features:**  
 Slide, ramp with rope pull, vertical climbing panel, net crossing, clatterbridge, tyre swing, log crossing, tyre crossing, agility bar.

Safer surfacing required. Grass or soil can be used providing it is well maintained.



visit [www.creativeplayuk.com](http://www.creativeplayuk.com)

or email [sales@creativeplayuk.com](mailto:sales@creativeplayuk.com) • telephone 01244 375627 for your FREE Brochure and Play Advisor visit

visit [www.creativeplayuk.com](http://www.creativeplayuk.com)

or email [sales@creativeplayuk.com](mailto:sales@creativeplayuk.com) • telephone 01244 375627 for your FREE Brochure and Play Advisor visit

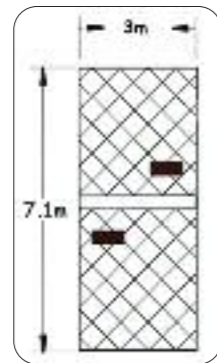
## Swings, Springs & Things

Creative Play is renowned for its innovative play equipment, but some things never go out of fashion.

We therefore offer a range of beautifully made traditional play equipment including swings, springs, tyre stacks and seesaws.

Still the most popular items in our catalogue with schools and public playgrounds, youngsters of all ages will never tire of these tried and tested ways of having fun.

**Double Swings with Cradle seats**



Free height of Fall: 1.4m  
 Operating Area: 21.3mtr<sup>2</sup>  
 Equipment Dimensions:  
 Height : 2.5m  
 Width : 3m  
 Length : 7.1m

**Play Features:**  
 Double cradle seats.

Safer surfacing required.



**Tyre Stack Minor - (2 tyres)**  
 Free height of Fall: 1m  
 Operating Area: 11mtr<sup>2</sup>  
 Equipment Dimensions:  
 Height : 1m

Safer surfacing not required, but if installed on tarmac or concrete - surface with attenuating qualities recommended



**Seesaw**  
 Free height of Fall: 50cm  
 Operating Area: 13mtr<sup>2</sup>  
 Equipment Dimensions:  
 Height : 50cm  
 Width : 25cm  
 Length : 3.2m

Safer surfacing not required, but if installed on tarmac or concrete - surface with attenuating qualities recommended.

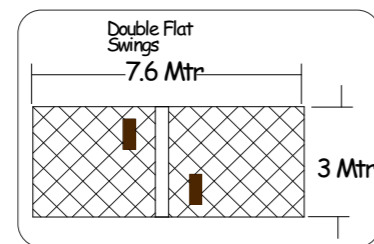
**Double Swings with Flat Seats**



Free height of Fall: 1.4m  
 Operating Area: 22.8mtr<sup>2</sup>  
 Equipment Dimensions:  
 Height : 2.5m  
 Width : 3m  
 Length : 7.6m

**Play Features:**  
 Double flat seats.

Safer surfacing required.



**Rabbit Spring Rider**



**Spring Riders**

Free height of Fall: 57cm  
 Operating Area: 6.44mtr<sup>2</sup>  
 Equipment Dimensions:  
 Height : 75cm  
 Width : 24cm  
 Length : 80cm

As spring riders are moving items, giving an increased risk of fall, we recommend that surfacing be provided.



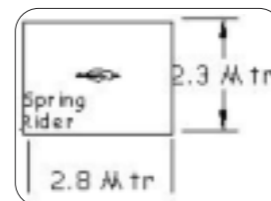
**Duck Spring Rider**




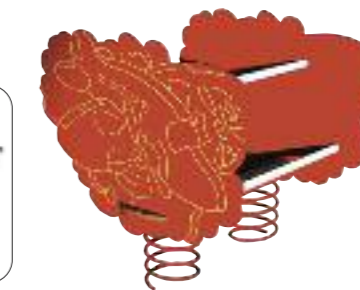
**Tyre Stack Major - (3 tyres)**  
 Age range: 5-12 years  
 Free height of Fall: 1.7m  
 Operating Area: 13mtr<sup>2</sup>  
 Equipment Dimensions:  
 Height : 1.7m

Safer surfacing required.

**Double Car Spring Rider**



**Double Plane Spring Rider**



**Dino-saw**

Free height of Fall: 50cm  
 Operating Area: 13mtr<sup>2</sup>  
 Equipment Dimensions:  
 Height : 50cm  
 Width : 25cm  
 Length : 3.2 m

Safer surfacing not required, but if installed on tarmac or concrete - surface with attenuating qualities recommended.

visit [www.creativeplayuk.com](http://www.creativeplayuk.com)

or email [sales@creativeplayuk.com](mailto:sales@creativeplayuk.com) • telephone 01244 375627 for your FREE Brochure and Play Advisor visit

visit [www.creativeplayuk.com](http://www.creativeplayuk.com)

or email [sales@creativeplayuk.com](mailto:sales@creativeplayuk.com) • telephone 01244 375627 for your FREE Brochure and Play Advisor visit

## Seating, Shades, Shelters, & Outdoor Classrooms


Our range of shades, shelters and seating is designed for those moments when children want to sit down, relax and socialise.

Choose from a selection of big top sun protection canopies and covered parasol seating areas and an innovative range of timber shelters – both of which double up as outdoor teaching areas or a place for parents to wait for their children at the end of the school day.

We also offer a range of seating options including seats which fit around trees, and benches complete with optional planters or animal designs.



**Frog Animal Bench**  
Seating height: 50cm  
Length: 1.2m



Choice of side panel details for animal benches.

**Hedgehog Animal Bench**  
Seating height: 50cm  
Length: 1.2m

**Pony Animal Bench**  
Seating height: 50cm  
Length: 1.2m

- ✓ Learning in one of our outdoor classrooms can enrich the learning experience.
- ✓ Our seating encourages children to sit and chat, and offers important time to chill out.

**Bench Seat**  
Seating height: 40cm  
Overall height: 85cm  
Length : 1.25m  
Depth : 55cm



**Picnic Table**  
Seating height : 40cm  
Table height : 85cm



**Timber Planter**



**Timber Planter with Seating**



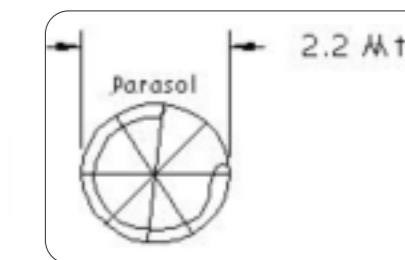
**Tree Bench**  
Seating height: 40cm



**Friendship Bench**  
Seating height: 40cm  
Overall height: 1.5m (approx)  
Length : 2.3m  
Depth : 27.5cm



**Parasol**  
Dimensions:  
Diameter : 2.2m  
Height : 2.4m  
Seating height: 50cm



visit [www.creativeplay.uk.com](http://www.creativeplay.uk.com)

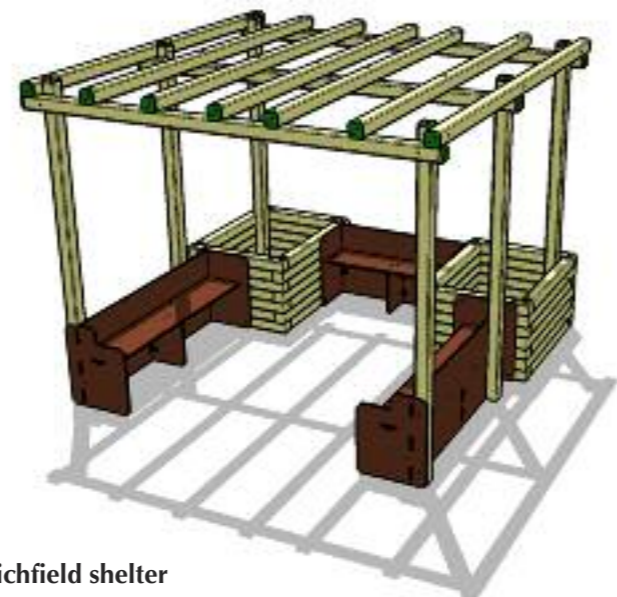
or email [sales@creativeplayuk.com](mailto:sales@creativeplayuk.com) • telephone 01244 375627 for your FREE Brochure and Play Advisor visit

visit [www.creativeplay.uk.com](http://www.creativeplay.uk.com)

or email [sales@creativeplayuk.com](mailto:sales@creativeplayuk.com) • telephone 01244 375627 for your FREE Brochure and Play Advisor visit

# Seating, Shades, Shelters, & Outdoor Classrooms

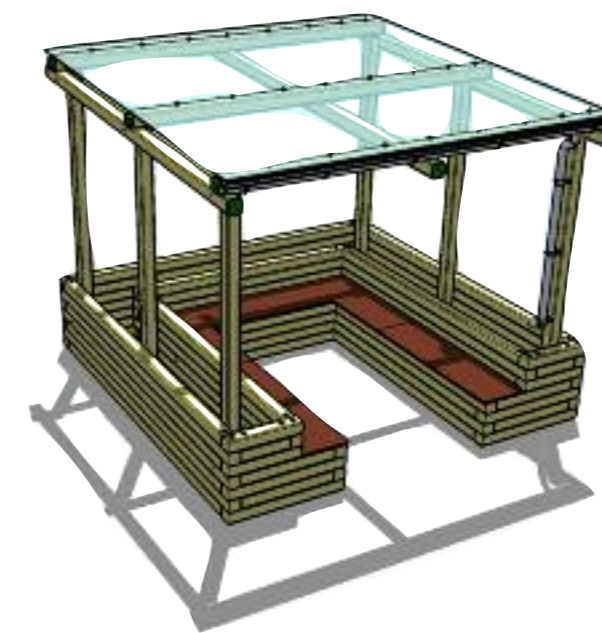
**Big Top with Stage**  
 4m, 5m or 6m diameter.  
 Sails available pvc coated materials.



**Lichfield shelter**  
 3m x 3m  
 With integral seating and planters.



**Big Top covered area**

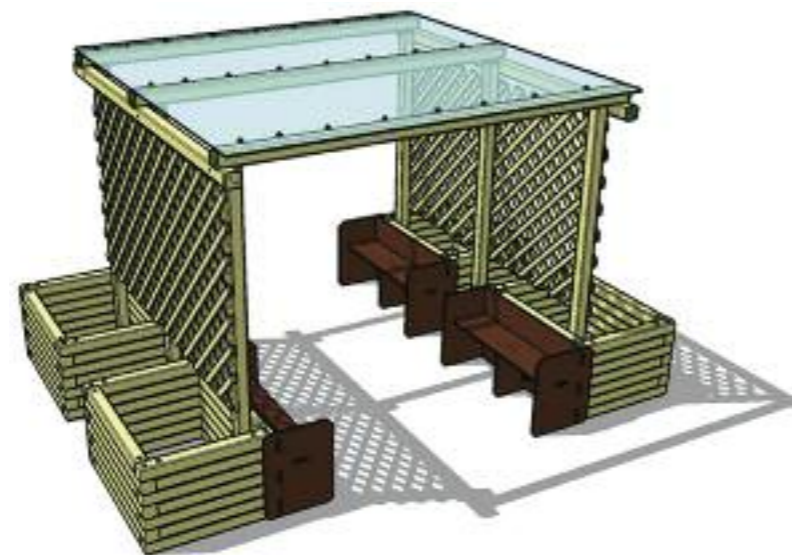


**Cambridge shelter**  
 3m x 3m  
 With integral planters, benches and twin wall polycarbonate roof.



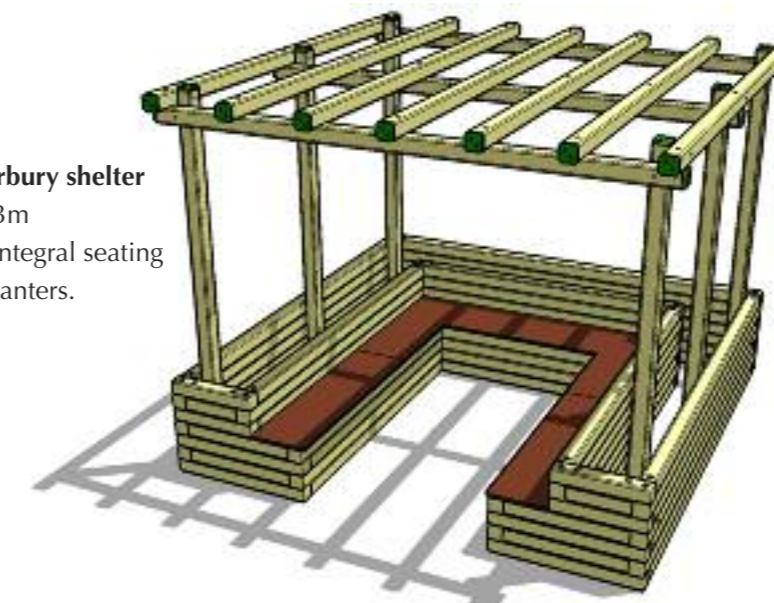
**Cambridge shelter**  
 with trellis - optional extra.

**Oxford shelter**  
 4.25m x 3m  
 With integral planters, seating and twin wall polycarbonate roof.



**Big Top with covered seating**

**Canterbury shelter**  
 3m x 3m  
 With integral seating and planters.



Lattice or canvas windbreaks can be added to many shelters in the range.

visit [www.creativeplayuk.com](http://www.creativeplayuk.com)

or email [sales@creativeplayuk.com](mailto:sales@creativeplayuk.com) • telephone 01244 375627 for your FREE Brochure and Play Advisor visit

visit [www.creativeplayuk.com](http://www.creativeplayuk.com)

or email [sales@creativeplayuk.com](mailto:sales@creativeplayuk.com) • telephone 01244 375627 for your FREE Brochure and Play Advisor visit

## Playground Surfacing and Fencing

### SURFACING REQUIREMENTS

Impact absorbing surfaces should be used where the free height of fall of equipment is over 600mm. Top soil or turf may be used up to 1m providing the surface is well maintained.

Whilst impact absorbing surface is not required where the free height of fall of equipment is 600mm or less, it is recommended that a surface with impact attenuating qualities be used.

### AREA REQUIREMENTS

The area requirements as set out in EN 1176 are shown by each item of equipment. There are no area requirements for 600mm or less, but we suggest 1m minimum.

### TYPES OF IMPACT ABSORBING SURFACE

#### SYNTHETIC SURFACE

Playsafe - Outdoor sports surface tested for compliance with the requirements of EN1177 can be used to combat soil erosion or with the addition of impact absorbing material as a safer surfacing. It is not as heavy as rubber and can often be installed onto grass or top soil without the need for an expensive base. The surface is softer than rubber and falls are less likely to result in friction burns.


Includes rubber wet pour or tiles, artificial grass, outdoor carpet or mats. The specification and cost is dependent on the free height of fall of the equipment and the

ground preparation required.

Rubber Wet Pour and Tiles - Installed on a prepared hardcore or concrete base. It is sometimes possible to use existing concrete or tarmac as a base. Rubber wet pour is prepared and mixed on site.

### COST OF SURFACING

The cost of surfacing depends upon the free height of fall of the equipment and on the amount of site preparation required, which can vary enormously from site to site. As a guide Playsafe for free heights of fall to 1m from £39m<sup>2</sup> installed on a hard surface to £50m<sup>2</sup> installed on grass or top soil compared with wet pour on a prepared base from £39m<sup>2</sup> to £100m<sup>2</sup> plus including base preparation.



## To complete your project

We recommend Playsafe surfacing as the perfect compliment to **Creative Play** equipment.

Available in blue, green, yellow, red and terracotta, this versatile surface can be used on grass, topsoil or existing hard surfaces such as tarmac or concrete.

Tested to British Standard BS EN 1177, it provides a hard-wearing, all-weather surface and can brighten up any play area. You can include an inlaid design such as hopscotch, alphabet snake or stars to increase the play value of your surface and cheer up your area.

Our play advisors will be happy to advise you on the range of designs which can be incorporated into Playsafe Surfacing.

We can also supply fencing, planters, and signs.

Impact absorbing surfaces should be used where the free height of fall of equipment is over 600mm. Top soil or turf may be used up to 1m providing the surface is well maintained.

Whilst impact absorbing surface is not required where the free height of fall of equipment is 600mm or less, it is recommended that a surface with impact attenuating qualities be used.

- ✓ Brightens up your play area.
- ✓ Adds play value
- ✓ Available in 5 colours.
- ✓ Can be laid straight onto grass.
- ✓ Safe.



visit [www.creativeplayuk.com](http://www.creativeplayuk.com)

or email [sales@creativeplayuk.com](mailto:sales@creativeplayuk.com) • telephone 01244 375627 for your FREE Brochure and Play Advisor visit

visit [www.creativeplayuk.com](http://www.creativeplayuk.com)

or email [sales@creativeplayuk.com](mailto:sales@creativeplayuk.com) • telephone 01244 375627 for your FREE Brochure and Play Advisor visit

## Multi-Use Games Areas - M.U.G.As

There will always be a place for traditional team sports in playgrounds and with this in mind Creative Play can offer a range of Multi Use Games Areas.

Each is made from an attractive mix of steel posts, timber cladding and a rebound perimeter and is designed specifically for schools and areas where space may be a premium.



A variety of surface options are available including artificial grass and synthetic surfacing, and markings for your choice of sports can be included – whether it's football, cricket, basketball, netball or hockey. There are optional extras such as basketball hoops, cricket stumps, and football goals.

- ✓ Great for active and social play.
- ✓ Helps meet the proposed government set target of four hours of sport per week.



Mini Muga



Please contact **Creative Play** and one of our play advisors will be delighted to develop a bespoke, multi-use games area for your site.

visit [www.creativeplayuk.com](http://www.creativeplayuk.com)

or email [sales@creativeplayuk.com](mailto:sales@creativeplayuk.com) • telephone 01244 375627 for your FREE Brochure and Play Advisor visit

## SPECIFICATION OF MATERIALS

### TIMBER

- We use selected first grade timber from sustainable commercial plantations with at least 70% sourced from forests independently certified under the Forest Stewardship Council.
- Timbers are cut free of the heart of the log and square sawn with chamfered edges.
- All timbers are pressure impregnated with a chrome and arsenic free preservative which protects against decay and insect attack for twenty years.
- Horizontal timbers are secured on top of uprights by way of custom made brackets to maximise the load bearing capacity.
- All end grains are capped to prevent moisture entering exposed uprights as well as covering rough end grain.

### STEEL

- Hot dip galvanised or
- Shot blasted, etched and electro statically powder coated to EN 45011.

### PANELS AND ROOFS

- High density self coloured polyethylene panels or
- Half machine rounded timber secured to steel frame.

### FLOORS AND RAMPS

- Birch plywood exterior panels with dense rough wire mesh pattern impregnated on the surface to give a slip resistant finish.

### ROPES AND NETS

- Multi-filament steel core ropes secured with hydraulically pressed end connections and custom made tamper proof net joins.

### CHAINS

- Small link galvanised chain.

### SPRINGS

- Coils designed not to compress and cause entrapment under load.

### FASTENINGS

- Tamper proof recessed mushroom head, which do not require capping.

### SWING SEATS

- Rubber, sides with honeycomb construction for maximum impact absorption.

### CONSTRUCTION

- Foundation for uprights 750mm deep, uprights secured in concrete block 600mm x 400mm.

### GUARANTEES

#### TIMBERS

- 20 years against structural failure caused by rot or insect infestation.
- PANELS, ROOFS, SLIDE SIDES AND THEMED PLAY PRODUCTS**
- 5 years against structural failure.
- PLATFORMS, FLOORS AND FOOTHOLDS**
- 5 years against structural failure.
- CHAINS, COUPLING LINKS AND SHACKLES**
- 5 years against structural failure.

#### ROPES, NETS, ROPE BRIDGES AND ROPE PULLS

- 3 years against structural failure.
- BOLTS AND SECURITY FASTENINGS**
- 10 years against structural failure.

#### SPRINGS

- 5 years against structural failure.

#### PLAYSAFE SURFACING

- 5 years normal use.

#### INSTALLATION AND SITE WORK

- 2 years against faulty workmanship and defective materials. (Problems arising as a result of soil erosion or subsidence are not covered).

#### MAINTENANCE

We recommend that all equipment be inspected on a regular basis - this can be carried out internally. The frequency depends upon the level of usage. Contact our customer services department for further information. **WE ALSO RECOMMEND THAT A DETAILED ANNUAL CHECK AND SERVICE BE CARRIED OUT. WE OFFER AN ANNUAL FIXED PRICE CHECK.** Contact our customer services department for further information.

#### AFTER SALES SERVICE

**We have a dedicated service department to deal with all maintenance requirements including supply of spares from our comprehensive stock, on site maintenance, inspection and servicing of equipment.**

We reserve the right to change the specification and design of products without notice.

visit [www.creativeplayuk.com](http://www.creativeplayuk.com)

or email [sales@creativeplayuk.com](mailto:sales@creativeplayuk.com) • telephone 01244 375627 for your FREE Brochure and Play Advisor visit