

# System solutions from elobau

## 3 Sensors

**Position monitoring of brushes and fans** – Motor-driven brushes and rollers are positioned either by pneumatic or hydraulic cylinders. Pneumatic cylinder switches as well as tilt and angle sensors monitor the exact position of the movable fans at all times and capture the deflection and tilt of the rollers.

## 4 Sensors

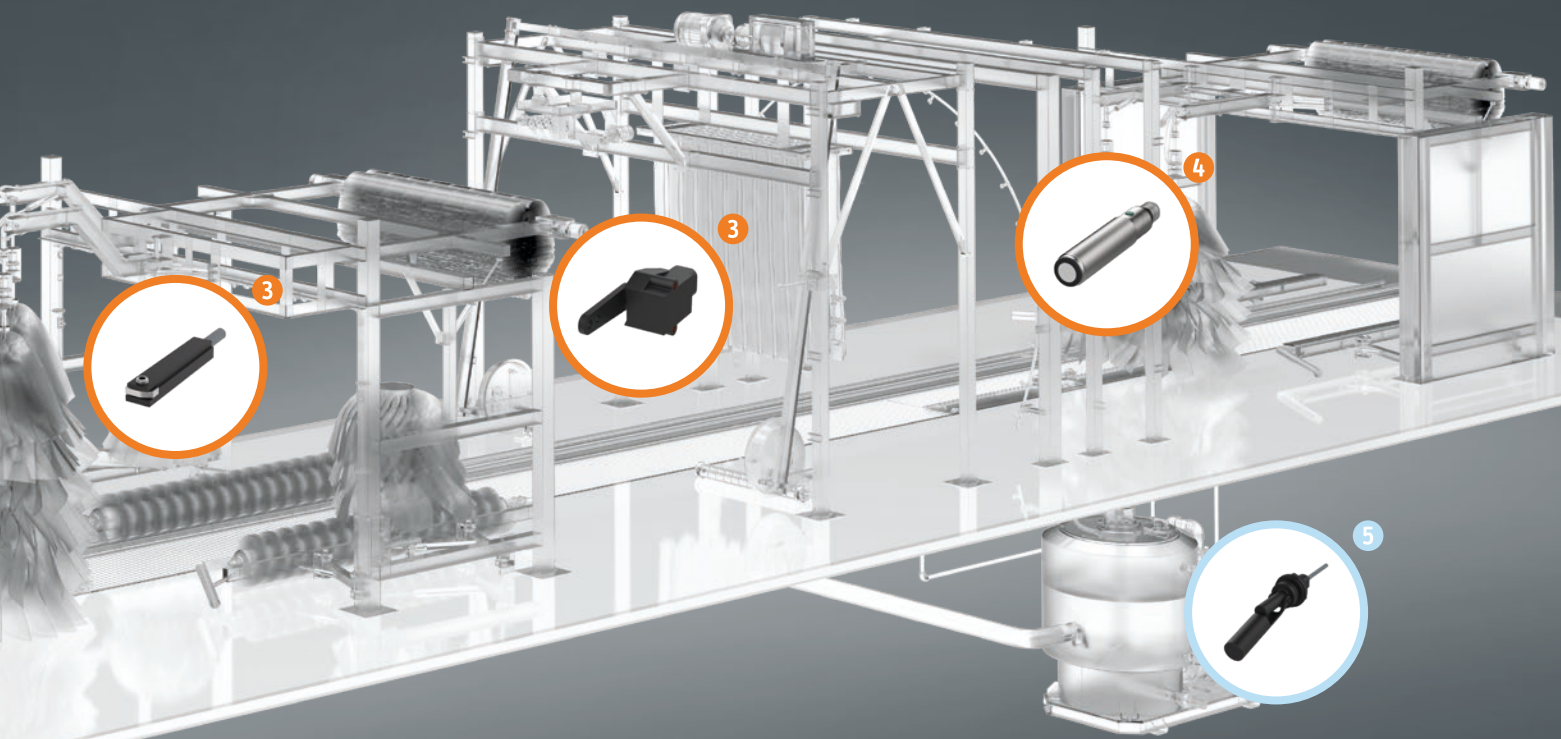
**Detection of the vehicle position** – Detecting the position of the vehicle is one of the most important tasks in the washing process. Ultrasonic sensors from elobau reliably detect whether the vehicle is present and what position it is in.

## 5 Level measurement

**Water treatment and water recovery** – In modern car washes, water treatment and water recovery is critical to the overall system. Water conservation as well as cost-effectiveness make the use of such a water treatment system indispensable. Suction pipes and float level sensors from elobau ensure flawless operation by reliably protecting the processes and pumps.

## 6 Operator controls

**Operation and maintenance** – Various controls and pumps are operated by push buttons. elobau has an extensive range of push buttons for this purpose.



elobau sensortechnology


### The company

As an expanding, globally active, family-run foundation company with more than 800 employees, we develop and manufacture sensor technology and operator interface controls for the industrial machine and off highway vehicle sectors. Our high-quality products are characterised by a high vertical range of manufacture and are manufactured in a carbon-neutral manner in Germany. With our innovative, non-contact sensor products, we support our customers worldwide in manufacturing industrial machines and vehicles that set standards in terms of performance, operator comfort, safety and quality.

Your global partner.

Select your sales contact at:


[www.elobau.com](http://www.elobau.com) ▶ Contact



GmbH & Co. KG  
Zeppelinstr. 44  
88299 Leutkirch  
Germany

+ 49 (0) 7561 970-0  
+ 49 (0) 7561 970-100  
[www.elobau.com](http://www.elobau.com)  
[info@elobau.de](mailto:info@elobau.de)

88228WWE-0318-1500-91-15.12.26.15.18



## Sensor solutions for car washes

# Safe, precise, and reliable:

## The safe and reliable system

With the continued development of environmentally friendly electric vehicles, car ownership is showing no signs of decreasing and the importance of private motor vehicles looks set to continue. Car care and maintenance is essential to preserve the value, which means the importance of car washes is equally high.

A seamless and efficient car wash procedure will leave customers satisfied. Reliable technical solutions prevent damage to the vehicles and system and avert downtime.

Our sensor products are precise and work safely even under the extreme conditions of car washes. From safety system to level measurement, we offer product solutions that you can rely on.

## 1 Machine safety

**Operation, service, and maintenance** – Safety components such as emergency stop buttons are used to protect people and machinery. elobau's machine safety range offers the essential products required to keep your system working reliably.

## 2 Level measurement

**Chemical dosing and monitoring** – The right kinds of washing chemicals are required to achieve optimal results. These are added to the washing process with special dosing pumps. The chemicals are removed from containers that are located either in gantry top rails, cabinets, or separate technical rooms. elobau suction pipes ensure reliable removal and keep the pumps from running empty.

