

FRAME TYPE Synerjy Sculptured Shield Bevelled

COLOUR OPTIONS
 Frame Colour: _____
 Handle Colour: _____

Quote Order Unglazed Secured by design

BEAD OPTIONS
 Bevel
 Ovalo
 Old Ovalo

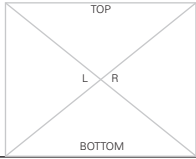
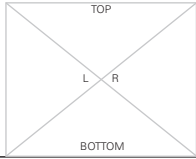
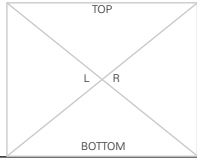
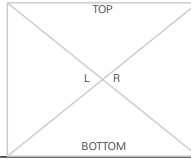
Locking type:
 Shootbolt (Std)
 Espagnolette (BEVELLED ONLY)
Energy-Efficiency Level Required:
 A Rated Hinge Guards Required
 B Rated
 C Rated

Client Name: _____ Client Ref: _____
 Address: _____
 Telephone: _____ Fax: _____
 Email: _____
 Date Order Taken: [][][][][] Date Order Required: [][][][][]



FAX BACK ORDER ON:
01245 362421

PHONE
01245 362236

FRAME 1	FRAME 2	FRAME 3	FRAME 4
Viewed Outside	Viewed Outside	Viewed Outside	Viewed Outside
LOCATION: _____	LOCATION: _____	LOCATION: _____	LOCATION: _____
<p>! Indicate extension and frame coupler size (mm) and placement in box section</p> <p><input type="checkbox"/> 20mm extension <input type="checkbox"/> 3mm coupler <input type="checkbox"/> 8mm coupler (aluminium)</p> 	<p><input type="checkbox"/> 20mm extension <input type="checkbox"/> 3mm coupler <input type="checkbox"/> 8mm coupler (aluminium)</p> 	<p><input type="checkbox"/> 20mm extension <input type="checkbox"/> 3mm coupler <input type="checkbox"/> 8mm coupler (aluminium)</p> 	<p><input type="checkbox"/> 20mm extension <input type="checkbox"/> 3mm coupler <input type="checkbox"/> 8mm coupler (aluminium)</p> 
OVERALL WIDTH: _____	OVERALL WIDTH: _____	OVERALL WIDTH: _____	OVERALL WIDTH: _____
OVERALL HEIGHT: _____	OVERALL HEIGHT: _____	OVERALL HEIGHT: _____	OVERALL HEIGHT: _____
TRANSOM BREAK: _____	TRANSOM BREAK: _____	TRANSOM BREAK: _____	TRANSOM BREAK: _____
MULLION BREAK: _____	MULLION BREAK: _____	MULLION BREAK: _____	MULLION BREAK: _____
OUTER FRAME (FACE SIZE): <input type="checkbox"/> Std 50mm <input type="checkbox"/> Med 60mm <input type="checkbox"/> Large 70mm	OUTER FRAME (FACE SIZE): <input type="checkbox"/> Std 50mm <input type="checkbox"/> Med 60mm <input type="checkbox"/> Large 70mm	OUTER FRAME (FACE SIZE): <input type="checkbox"/> Std 50mm <input type="checkbox"/> Med 60mm <input type="checkbox"/> Large 70mm	OUTER FRAME (FACE SIZE): <input type="checkbox"/> Std 50mm <input type="checkbox"/> Med 60mm <input type="checkbox"/> Large 70mm
TRICKLE VENT LOCATION: <input type="checkbox"/> None <input type="checkbox"/> Sash <input type="checkbox"/> Outer Frame	TRICKLE VENT LOCATION: <input type="checkbox"/> None <input type="checkbox"/> Sash <input type="checkbox"/> Outer Frame	TRICKLE VENT LOCATION: <input type="checkbox"/> None <input type="checkbox"/> Sash <input type="checkbox"/> Outer Frame	TRICKLE VENT LOCATION: <input type="checkbox"/> None <input type="checkbox"/> Sash <input type="checkbox"/> Outer Frame
HEAD DRIP: <input type="checkbox"/> None <input type="checkbox"/> Required - Length: _____	HEAD DRIP: <input type="checkbox"/> None <input type="checkbox"/> Required - Length: _____	HEAD DRIP: <input type="checkbox"/> None <input type="checkbox"/> Required - Length: _____	HEAD DRIP: <input type="checkbox"/> None <input type="checkbox"/> Required - Length: _____
EXTERNAL SILL: <input type="checkbox"/> None <input type="checkbox"/> 85mm <input type="checkbox"/> 150mm <input type="checkbox"/> 180mm Length: _____ Drain: <input type="checkbox"/> Face <input type="checkbox"/> Concealed	EXTERNAL SILL: <input type="checkbox"/> None <input type="checkbox"/> 85mm <input type="checkbox"/> 150mm <input type="checkbox"/> 180mm Length: _____ Drain: <input type="checkbox"/> Face <input type="checkbox"/> Concealed	EXTERNAL SILL: <input type="checkbox"/> None <input type="checkbox"/> 85mm <input type="checkbox"/> 150mm <input type="checkbox"/> 180mm Length: _____ Drain: <input type="checkbox"/> Face <input type="checkbox"/> Concealed	EXTERNAL SILL: <input type="checkbox"/> None <input type="checkbox"/> 85mm <input type="checkbox"/> 150mm <input type="checkbox"/> 180mm Length: _____ Drain: <input type="checkbox"/> Face <input type="checkbox"/> Concealed
HINGES	(TOP HUNG): <input type="checkbox"/> Std Friction <input type="checkbox"/> Restrictor	(TOP HUNG): <input type="checkbox"/> Std Friction <input type="checkbox"/> Restrictor	(TOP HUNG): <input type="checkbox"/> Std Friction <input type="checkbox"/> Restrictor
	(SIDE HUNG): <input type="checkbox"/> 90° Friction <input type="checkbox"/> 90° Easy Clean <input type="checkbox"/> Restrictor <input type="checkbox"/> 90° + Hook Restrictor	(SIDE HUNG): <input type="checkbox"/> 90° Friction <input type="checkbox"/> 90° Easy Clean <input type="checkbox"/> Restrictor <input type="checkbox"/> 90° + Hook Restrictor	(SIDE HUNG): <input type="checkbox"/> 90° Friction <input type="checkbox"/> 90° Easy Clean <input type="checkbox"/> Restrictor <input type="checkbox"/> 90° + Hook Restrictor
GLASS: <input type="checkbox"/> Clear <input type="checkbox"/> Obscured Pattern: _____	GLASS: <input type="checkbox"/> Clear <input type="checkbox"/> Obscured Pattern: _____	GLASS: <input type="checkbox"/> Clear <input type="checkbox"/> Obscured Pattern: _____	GLASS: <input type="checkbox"/> Clear <input type="checkbox"/> Obscured Pattern: _____
LEAD/GEORGIAN/STAINED/BEVEL:			