


Moulded Grating Data Sheet & Installation Guide



Moulded Grating Technical Data

Description

FibreGrid Grating panels are a high performance open mesh flooring system, made from high quality FRP (fibre reinforced plastic). The product is used for a vast amount of different applications.

Unless indicated otherwise, the gratings will be constructed using high grade chemical resistant Isophthalic Polyester resin (full chemical resistance chart available on request). The resin will include a UV inhibitor and be fire retardant according to BS 476: Part 7 Class 2 rating (certificate available on request). The gratings shall have an "embedded" grit top surface for superior hard wearing qualities.

Moulded Grating Characteristics

| | |
|----------------------------|--------------------------|
| Slip resistant top surface | Impact resistant |
| Fire retardant | Corrosion resistant |
| Lightweight | Non sparking |
| Non metallic | Tough & durable |
| Choice of mesh pattern | Choice of thickness |
| Choice of colours | Choice of top surface |
| Quick installation | Manufactured to ISO 9001 |
| No scrap value | |

Moulded Grating Applications


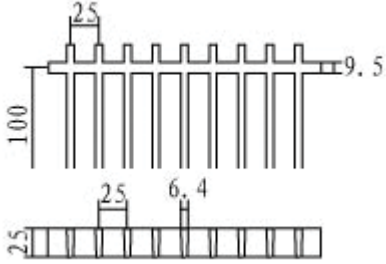
| | |
|-------------------|-------------------------|
| Walkways | Gullies |
| Trenches | Cooling towers |
| Overhead gantries | Railway crossing points |
| Work stations | Platforms |

Moulded Grating Typical Technical Data


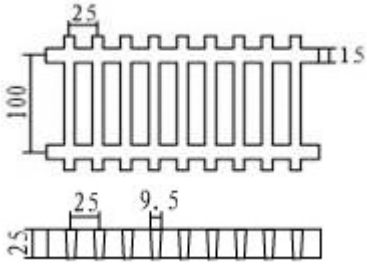
| | |
|-----------------------------|--|
| Description: | High performance composite grating system |
| Top Finish: | Standard, grit top, concave top, plain top, embedded grit and covered top |
| Stock Colours: | Green, Grey or Yellow (Any RAL or BS colour subject to extended lead time) |
| Thicknesses: | 13mm, 14mm, 25mm, 30mm, 38mm, 40mm, 60mm |
| Panel sizes: | See enclosed list |
| Mesh patterns: | See enclosed list |
| Chemical resistance: | See enclosed list |
| Tolerances (including cut): | +/- 7mm width, length and diagonal |
| Depth Tolerances: | +/- 1.5mm |
| Service temperatures: | -50 to 105°C |
| Load capabilities: | See enclosed list |
| Design life: | 10+ years (subject to traffic analysis) |
| General use: | Standard pedestrian traffic |
| Other info: | Made via heated mould system |
| Chemical resistance: | Made from ISO resin as standard. Different chemical resistance available, please refer to the enclosed list. |
| Standards: | Fire: Tested to BS 476: Part 7 and met the performance requirements of Class 2. General: FibreGrid grating fully complies with BS 4592-6:2008 (Industrial GRP Flooring) |

Grating Specifications/Types


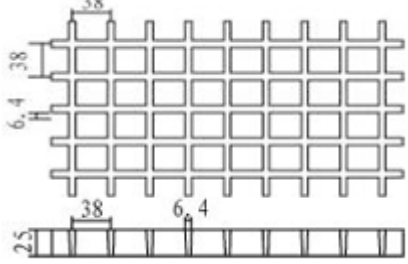
FG01

| | | | |
|----------------------------|--------------------------------------|---|---|
| Grating Name | FG01 |  |  |
| Grid Pattern | 25X25X100 RM | | |
| Load Bar Thickness | 6.4 | | |
| Load Bar Centres | 25 | | |
| No. Bars per foot | 12 | | |
| Open Area | 68% | | |
| Approx. Weight | 13.83 kg's/sq.m | | |
| Panel Sizes Available (mm) | 3660 x 1220, 2440 x 1220, 3050 x 915 | | |


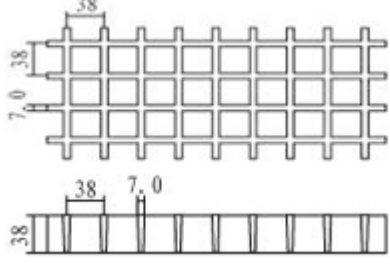
FG02

| | | | |
|----------------------------|--------------------------------------|--|---|
| Grating Name | FG02 |  |  |
| Grid Pattern | 25X25X100 RM | | |
| Load Bar Thickness | 9.5 | | |
| Load Bar Centres | 25 | | |
| No. Bars per foot | 12 | | |
| Open Area | 52% | | |
| Approx. Weight | 19.3 kg's/sq.m | | |
| Panel Sizes Available (mm) | 3660 x 1220, 2440 x 1220, 3050 x 915 | | |


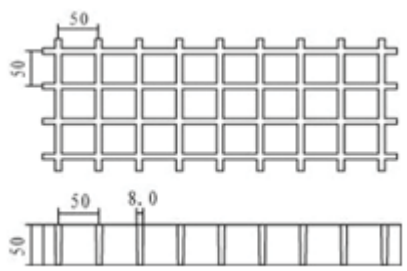
FG03

| | | | |
|----------------------------|---|---|---|
| Grating Name | FG03 |  |  |
| Grid Pattern | 25X38 SM | | |
| Load Bar Thickness | 6.4 | | |
| Load Bar Centres | 38 | | |
| No. Bars per foot | 8 | | |
| Open Area | 68% | | |
| Approx. Weight | 12.3 kg's/sq.m | | |
| Panel Sizes Available (mm) | 4000 x 1220, 3660 x 1220, 3010 x 996, 1985 x 996, 2440 x 1220, 3050 x 915 | | |


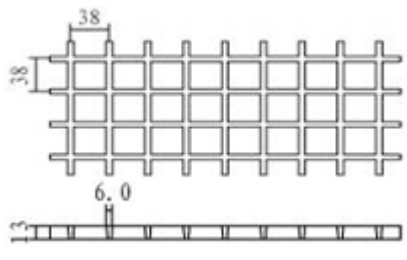
FG04

| | | | |
|----------------------------|---|---|---|
| Grating Name | FG04 |  |  |
| Grid Pattern | 38X38 SM | | |
| Load Bar Thickness | 7 | | |
| Load Bar Centres | 38 | | |
| No. Bars per foot | 8 | | |
| Open Area | 68% | | |
| Approx. Weight | 19.5 kg's/sq.m | | |
| Panel Sizes Available (mm) | 4000 x 1524, 3050 x 1524, 4000 x 1220, 3660 x 1220, 3010 x 996, 1985 x 996, 2440 x 1220, 3050 x 915 | | |


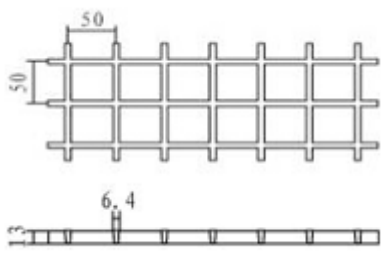
FG05

| | | | |
|----------------------------|---|---|---|
| Grating Name | FG05 |  |  |
| Grid Pattern | 50X50 SM | | |
| Load Bar Thickness | 8 | | |
| Load Bar Centres | 50 | | |
| No. Bars per foot | 8 | | |
| Open Area | 71% | | |
| Approx. Weight | 23.51 kg's/sq.m | | |
| Panel Sizes Available (mm) | 4000 x 1220, 3660 x 1220, 2440 x 1220, 3050 x 915 | | |


FG06

| | | | |
|----------------------------|--------------------------------------|--|---|
| Grating Name | FG06 |  |  |
| Grid Pattern | 13X38 SM | | |
| Load Bar Thickness | 6 | | |
| Load Bar Centres | 38 | | |
| No. Bars per foot | 8 | | |
| Open Area | 78% | | |
| Approx. Weight | 6.0 kg's/sq.m | | |
| Panel Sizes Available (mm) | 3660 x 1220, 2440 x 1220, 3050 x 915 | | |


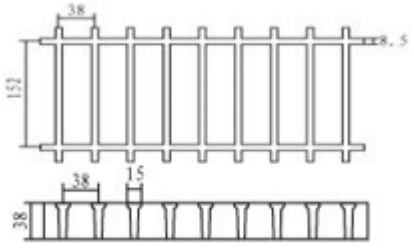
FG07

| | | | |
|----------------------------|--------------------------------------|---|---|
| Grating Name | FG07 |  |  |
| Grid Pattern | 13X50 SM | | |
| Load Bar Thickness | 6.4 | | |
| Load Bar Centres | 50 | | |
| No. Bars per foot | 6 | | |
| Open Area | 82% | | |
| Approx. Weight | 5.77 kg's/sq.m | | |
| Panel Sizes Available (mm) | 3660 x 1220, 2440 x 1220, 3050 x 915 | | |


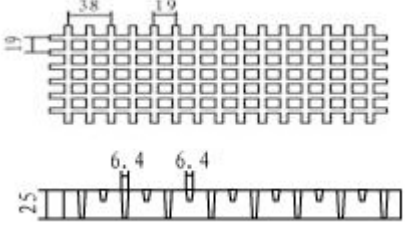
FG08

| | | | |
|----------------------------|-----------------|---|---|
| Grating Name | FG08 |  |  |
| Grid Pattern | 38X38X152 RM | | |
| Load Bar Thickness | 7 | | |
| Load Bar Centres | 38 | | |
| No. Bars per foot | 8 | | |
| Open Area | 67% | | |
| Approx. Weight | 15.93 kg's/sq.m | | |
| Panel Sizes Available (mm) | 3660 x 1220 | | |


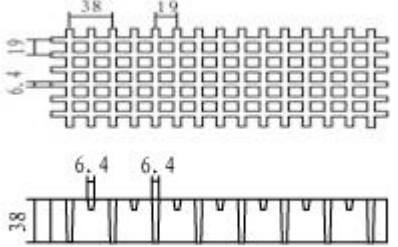
FG09

| | | | |
|----------------------------|-----------------|---|---|
| Grating Name | FG09 |  |  |
| Grid Pattern | 38X38X152 RM | | |
| Load Bar Thickness | 15 | | |
| Load Bar Centres | 38 | | |
| No. Bars per foot | 8 | | |
| Open Area | 67% | | |
| Approx. Weight | 18.62 kg's/sq.m | | |
| Panel Sizes Available (mm) | 3660 x 1220 | | |


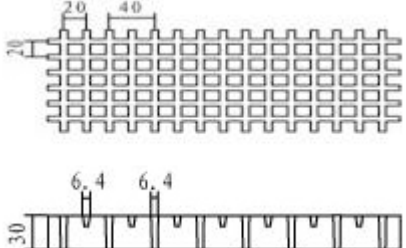
FG10

| | | | |
|----------------------------|---|--|---|
| Grating Name | FG10 |  |  |
| Grid Pattern | 25X19 SM | | |
| Load Bar Thickness | 6.4 | | |
| Load Bar Centres | 19 | | |
| No. Bars per foot | 16 | | |
| Open Area | 42% | | |
| Approx. Weight | 16.81 kg's/sq.m | | |
| Panel Sizes Available (mm) | 4000 x 1220, 3660 x 1220, 2440 x 1220, 3050 x 915 | | |


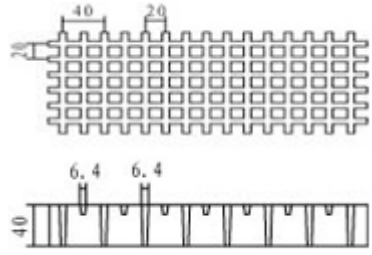
FG11

| | | | |
|----------------------------|---|---|---|
| Grating Name | FG11 |  |  |
| Grid Pattern | 38X19 SM | | |
| Load Bar Thickness | 6.4 | | |
| Load Bar Centres | 19 | | |
| No. Bars per foot | 16 | | |
| Open Area | 42% | | |
| Approx. Weight | 23.51 kg's/sq.m | | |
| Panel Sizes Available (mm) | 4000 x 1220, 3660 x 1220, 2440 x 1220, 3050 x 915 | | |


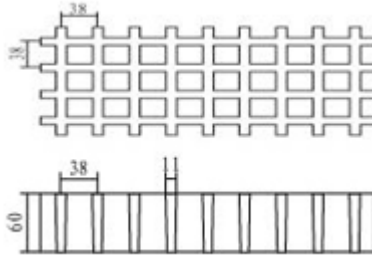
FG12

| | | | |
|----------------------------|--------------------------|---|---|
| Grating Name | FG12 |  |  |
| Grid Pattern | 30X20 SM | | |
| Load Bar Thickness | 6.4 | | |
| Load Bar Centres | 20 | | |
| No. Bars per foot | 16 | | |
| Open Area | 42% | | |
| Approx. Weight | 18.03 kg's/sq.m | | |
| Panel Sizes Available (mm) | 4007 x 1007, 3007 x 1007 | | |


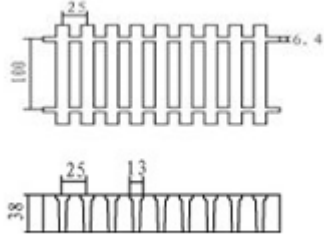
FG13

| | | | |
|----------------------------|--------------------------|---|---|
| Grating Name | FG13 |  |  |
| Grid Pattern | 40X20 SM | | |
| Load Bar Thickness | 6.4 | | |
| Load Bar Centres | 20 | | |
| No. Bars per foot | 16 | | |
| Open Area | 42% | | |
| Approx. Weight | 23.70 kg's/sq.m | | |
| Panel Sizes Available (mm) | 4007 x 1007, 3007 x 1007 | | |


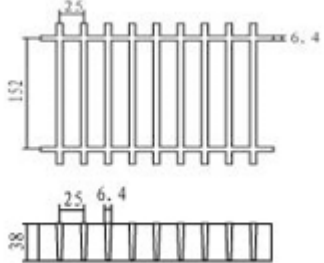
FG14

| | | | |
|----------------------------|---|--|--|
| Grating Name | FG14 |  |  |
| Grid Pattern | 60X38 SM | | |
| Load Bar Thickness | 11 | | |
| Load Bar Centres | 38 | | |
| No. Bars per foot | 8 | | |
| Open Area | 58% | | |
| Approx. Weight | 50.43 kg's/sq.m | | |
| Panel Sizes Available (mm) | 4000 x 1220, 3660 x 1220, 2440 x 1220, 3050 x 915 | | |


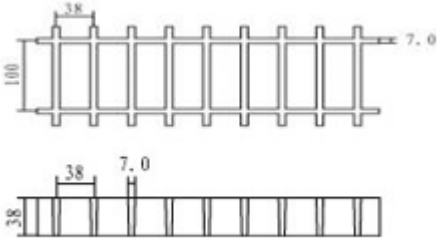
FG15

| | | | |
|----------------------------|-----------------|---|---|
| Grating Name | FG15 |  |  |
| Grid Pattern | 38X25X100 RM | | |
| Load Bar Thickness | | | |
| Load Bar Centres | 25 | | |
| No. Bars per foot | 12 | | |
| Open Area | 46% | | |
| Approx. Weight | 21.01 kg's/sq.m | | |
| Panel Sizes Available (mm) | 3660 x 1220 | | |


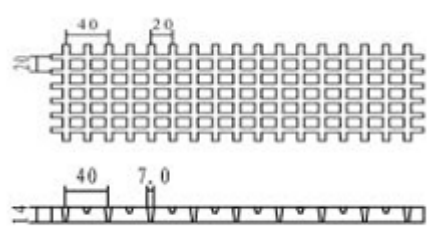
FG16

| | | | |
|----------------------------|-----------------|---|---|
| Grating Name | FG16 |  |  |
| Grid Pattern | 38X25X152 | | |
| Load Bar Thickness | 6.4 | | |
| Load Bar Centres | 25 | | |
| No. Bars per foot | 12 | | |
| Open Area | 56% | | |
| Approx. Weight | 23.02 kg's/sq.m | | |
| Panel Sizes Available (mm) | 3050 x 565 | | |


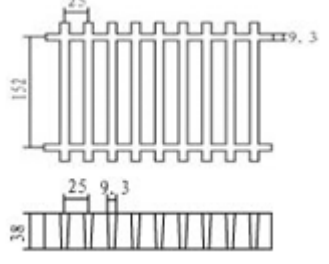
FG17

| | | | |
|----------------------------|-----------------|---|---|
| Grating Name | FG17 |  |  |
| Grid Pattern | 38X38X100 RM | | |
| Load Bar Thickness | 7 | | |
| Load Bar Centres | 38 | | |
| No. Bars per foot | 8 | | |
| Open Area | 62% | | |
| Approx. Weight | 15.20 kg's/sq.m | | |
| Panel Sizes Available (mm) | 3660 x 1220 | | |


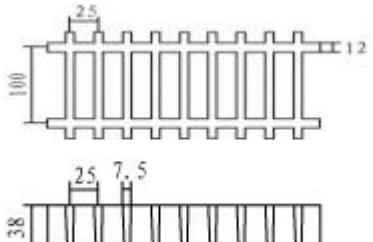
FG18

| | | | |
|----------------------------|--------------------------|--|--|
| Grating Name | FG18 |  |  |
| Grid Pattern | 14X20 SM | | |
| Load Bar Thickness | 7 | | |
| Load Bar Centres | 20 | | |
| No. Bars per foot | 16 | | |
| Open Area | 42% | | |
| Approx. Weight | 10 kg's/sq.m | | |
| Panel Sizes Available (mm) | 4047 x 1247, 4047 x 1047 | | |


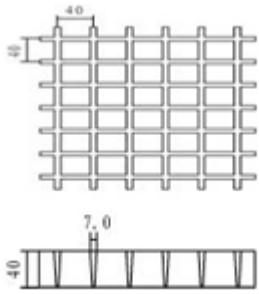
FG19

| | | | |
|----------------------------|--------------------------------------|---|---|
| Grating Name | FG19 |  |  |
| Grid Pattern | 38X25X152 RM | | |
| Load Bar Thickness | 9.3 | | |
| Load Bar Centres | 25 | | |
| No. Bars per foot | 12 | | |
| Open Area | 56% | | |
| Approx. Weight | 22.43 kg's/sq.m | | |
| Panel Sizes Available (mm) | 3660 x 1220, 2440 x 1220, 3050 x 915 | | |


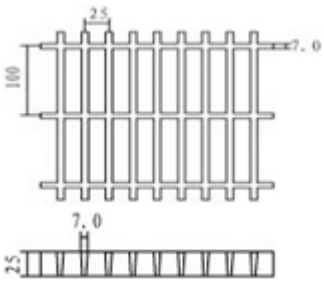
FG20

| | | | |
|----------------------------|--------------------------------------|---|---|
| Grating Name | FG20 |  |  |
| Grid Pattern | 38X25X100 RM | | |
| Load Bar Thickness | 7.5 | | |
| Load Bar Centres | 25 | | |
| No. Bars per foot | 12 | | |
| Open Area | 68% | | |
| Approx. Weight | 22.43 kg's/sq.m | | |
| Panel Sizes Available (mm) | 3660 x 1220, 2440 x 1220, 3050 x 915 | | |


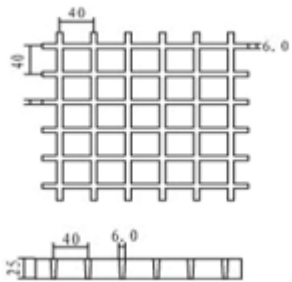
FG21

| | | | |
|----------------------------|----------------|---|---|
| Grating Name | FG21 |  |  |
| Grid Pattern | 40X40 SM | | |
| Load Bar Thickness | 7 | | |
| Load Bar Centres | 40 | | |
| No. Bars per foot | - | | |
| Open Area | 67% | | |
| Approx. Weight | 19.2 kg's/sq.m | | |
| Panel Sizes Available (mm) | 3007 x 1007 | | |


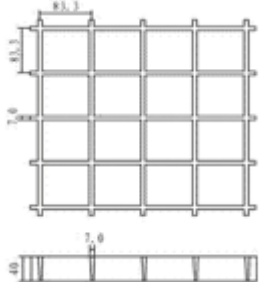
FG22

| | | | |
|----------------------------|--------------|--|--|
| Grating Name | FG22 |  |  |
| Grid Pattern | 25X25X100 | | |
| Load Bar Thickness | 7 | | |
| Load Bar Centres | 25 | | |
| No. Bars per foot | - | | |
| Open Area | 67% | | |
| Approx. Weight | 13 kg's/sq.m | | |
| Panel Sizes Available (mm) | 3007 x 1007 | | |

FG23

| | | | |
|----------------------------|--------------|---|---|
| Grating Name | FG23 |  |  |
| Grid Pattern | 25X40 SM | | |
| Load Bar Thickness | 7 | | |
| Load Bar Centres | 40 | | |
| No. Bars per foot | - | | |
| Open Area | 67% | | |
| Approx. Weight | 12 kg's/sq.m | | |
| Panel Sizes Available (mm) | 3007 x 1007 | | |

FG24

| | | | |
|----------------------------|----------------|---|---|
| Grating Name | FG24 |  |  |
| Grid Pattern | 40X83.3 SM | | |
| Load Bar Thickness | 7 | | |
| Load Bar Centres | 83.3 | | |
| No. Bars per foot | - | | |
| Open Area | 83% | | |
| Approx. Weight | 9.50 kg's/sq.m | | |
| Panel Sizes Available (mm) | 3007 x 1007 | | |

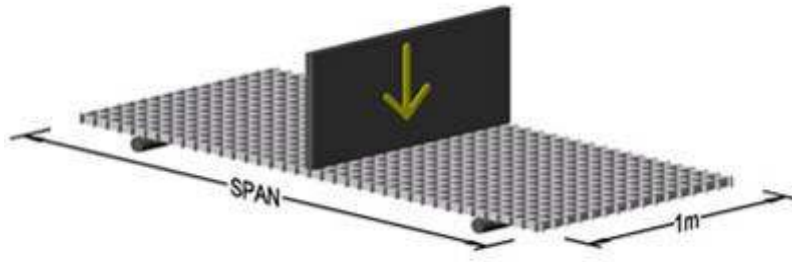
Chemical Resistance chart

| | ISOPHTHALIC | | VINYL ESTER | |
|------------------------|----------------|--------------|----------------|--------------|
| | %Concentration | Temp F/°C | %Concentration | Temp F/°C |
| Acetic Acid | 50 | 125/50 | 50 | 185/85 |
| Acetone | N/R | N/R | 100 | 75/25 |
| Aluminum Salts | All | 160/70 | All | 195/90 |
| Ammonium Chloride | All | 160/70 | All | 185/85 |
| Ammonium Hydroxide | 28 | N/R | 28 | 100/38 |
| Ammonium Carbonate | N/R | N/R | All | 150/65 |
| Ammonium Bicarbonate | 15 | 125/50 | All | 125/50 |
| Ammonium Nitrate | All | 160/70 | All | 185/85 |
| Benzene | N/R | N/R | 100 | 140/60 |
| Benzene Sulfuric Acid | 25 | 115/45 | All | 195/90 |
| Benzoic Acid | All | 150/65 | All | 195/90 |
| Calcium Hydroxide | 25 | 150/65 | 35 | 185/85 |
| Calcium Hypochlorite | All | 150/65 | All | 185/85 |
| Calcium Salts | All | 150/65 | All | 195/90 |
| Calcium Nitrate | All | 185/85 | All | 195/90 |
| Carbonic Acid | All | 125/50 | All | 185/85 |
| Carbon Tetrachloride | 100 | 75/25 | 100 | 140/60 |
| Chlorine Dioxide | N/R | 140/60 | All | 140/60 |
| Chlorine Water | All | 150/65 | All | 125/50 |
| Chromic Acid | 100 | 75/25 | 10 | 185/85 |
| Citric Acid | All | N/R | All | 185/85 |
| Copper Cyanide Plating | All | 150/65 | All | 185/85 |
| Copper Salts | All | 150/65 | All | 185/85 |
| Ethanol | 50 | 75/25 | 50 | 85/30 |
| Ethyl Acetate | N/R | N/R | N/R | N/R |
| Ferric Chloride | 100 | 150/65 | 100 | 185/85 |
| Ferric Salts | All | 150/65 | All | 185/85 |
| Glycerine | 100 | 150/65 | 100 | 195/90 |
| Heptane | 100 | 105/40 | 100 | 125/50 |
| Hydrobeomic Acid | 50 | 125/50 | 50 | 125/50 |
| Hydrochloric Acid | 37 | 75/25 | 37 | 95/35 |
| Hydrocyanic Acid | All | 150/65 | All | 185/85 |
| Hydrogen Peroxide | 10 | 75/25 | 30 | 125/50 |
| Hypochlorides Acid | 20 | 85/30 | 20 | 150/65 |
| Lactic Acid | All | 170/75 | All | 195/90 |
| Lead Acetate | All | 170/75 | All | 195/90 |
| Lead Chloride | All | 140/60 | All | 195/90 |
| Lead Nitrate | All | 150/65 | All | 195/90 |
| Lime Slurry | All | 150/65 | All | 185/85 |
| Magnesium Salts | All | 150/65 | All | 185/85 |
| Maleic Acid | 100 | 150/65 | 100 | 185/85 |
| Mercury Chloride | 100 | 150/65 | 100 | 185/85 |
| Nickel Salts | All | 170/75 | All | 195/90 |
| Nitric Acid | 20 | 75/25 | 20 | 105/40 |
| Perchloric Acid | N/R | N/R | 30 | 85/30 |
| Phosphoric Acid | 100 | 125/50 | 100 | 195/90 |
| Potassium Salts | All | 150/65 | All | 185/85 |
| Ophthalmic Acid | - | - | All | 185/85 |
| Silver Nitrate | 100 | 150/65 | 100 | 185/85 |
| Sodium Hypochlorite | N/R | N/R | 10 | 150/65 |
| Sodium Salts | All | 75/25 | All | 105/40 |
| Stannic Chloride | All | 160/70 | All | 195/90 |
| Styrene | N/R | N/R | N/R | N/R |
| Sulfuric Acid | 50 | N/R | 50 | 185/85 |
| Sulfuric Acid | 25 | 75/25 | 25 | 195/90 |
| Tartaric Acid | All | 170/75 | All | 195/90 |
| Trisodium Phosphate | N/R | N/R | All | 170/65 |
| Urea | All | 125/50 | All | 140/60 |
| Vinegar | 100 | 170/75 | 100 | 195/90 |
| Water, Distilled | 100 | 170/75 | 100 | 195/90 |
| Water, Sea | All | 170/75 | All | 195/90 |
| Zinc Salts | 100 | 150/65 | 100 | 185/85 |

All = All concentrations N/R = Not Recommended

The corrosion resistance data listed above is for general information only. Resin manufacturers have provided test data which indicates that the specific resin can withstand the corrosion conditions listed above. FibreGrid Limited believes the data to be true and accurate but no guarantee is expressed or implied as to specific performance. Testing for specific environments is recommended. Our responsibility for claims arising from breach of warranty, negligence or otherwise is limited to the purchase price of the material sold by FibreGrid Limited.

Concentrated Line Load Table - Deflection in (mm)



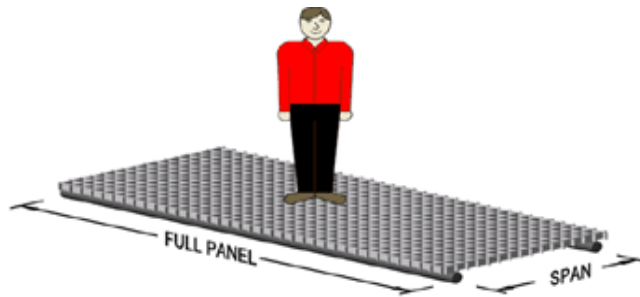
| SPAN (mm) | STYLE | LOAD IN KGS/M OF WIDTH | | | | | | Break Point |
|--------------|--------------------------------|------------------------|-------|--------|--------|--------|--------|----------------|
| | | 75 | 149 | 298 | 447 | 596 | 745 | |
| 305 | FG03 (25mm thick x 38SM) | | | | | | | |
| | FG04 (38mm thick x 38SM) | 0.279 | 0.356 | 0.483 | 0.61 | 0.762 | 0.889 | 17116 |
| | FG05 (50mm thick x 50SM) | 0.279 | 0.305 | 0.406 | 0.483 | 0.635 | 1.041 | 21727 |
| | FG01 (25mm thick x 200RMS) 5x1 | 0.33 | 0.483 | 0.737 | 0.991 | 1.27 | 1.52 | 9442 |
| | FG02 (25mm thick x 25x100RMH) | 0.381 | 0.483 | 0.711 | 0.94 | 1.168 | 1.372 | 9488 |
| | FG11 (38mm thick x19TGSM) | 0.33 | 0.686 | 1.346 | 2.057 | 2.692 | | |
| | FG09 (38mm thick x20TGSM) | | | | | | | |
| | FG12 (30mm thick x38x152RM) | 0.051 | 0.102 | 0.229 | 0.381 | | 0.635 | |
| 457 | FG03 (25mm thick x 38SM) | 0.559 | 1.143 | 2.159 | 3.073 | 4.115 | 4.75 | 3910 |
| | FG04 (38mm thick x 38SM) | | | | | | | |
| | FG05 (50mm thick x 50SM) | | | | | | | |
| | FG01 (25mm thick x 25x100RMS) | | | | | | | |
| | FG02 (25mm thick x 25x100RMH) | | | | | | | |
| | FG11 (38mm thick x19TGSM) | 0.737 | 1.473 | 2.946 | 4.42 | 5.893 | | |
| | FG09 (38mm thick x20TGSM) | | 0.432 | 0.864 | 1.27 | 1.702 | 2.159 | |
| | FG12 (30mm thick x38x152RM) | 0.178 | 0.381 | 0.737 | 1.168 | | 1.829 | |
| 610 | FG03 (25mm thick x 38SM) | 0.864 | 1.702 | 3.505 | 5.156 | 6.706 | 8.179 | 2924 |
| | FG04 (38mm thick x 38SM) | 0.356 | 0.66 | 1.245 | 1.85 | 2.464 | 3.073 | 8718 |
| | FG05 (50mm thick x 50SM) | 0.356 | 0.508 | 0.813 | 1.128 | 1.753 | 3.327 | 11713 |
| | FG01 (25mm thick x 25x100RMS) | 0.864 | 1.727 | 3.454 | 5.182 | 6.909 | 8.636 | 4305 |
| | FG02 (25mm thick x 25x100RMH) | 0.813 | 1.499 | 2.819 | 4.166 | 5.512 | 6.833 | 4643 |
| | FG11 (38mm thick x19TGSM) | 0.864 | 1.702 | 3.404 | 5.105 | 6.807 | | |
| | FG09 (38mm thick x20TGSM) | | 1.092 | 2.184 | 3.277 | 4.369 | 5.461 | |
| | FG12 (30mm thick x38x152RM) | 0.381 | 0.813 | 1.651 | 2.388 | | 3.861 | |
| 762 | FG03 (25mm thick x 38SM) | | | | | | | |
| | FG04 (38mm thick x 38SM) | | | | | | | |
| | FG05 (50mm thick x 50SM) | | | | | | | |
| | FG01 (25mm thick x 25x100RMS) | 1.397 | 2.718 | 5.105 | 7.163 | 9.55 | 11.938 | 3589 |
| | FG02 (25mm thick x 25x100RMH) | 1.041 | 2.108 | 4.267 | 6.401 | 8.534 | 10.668 | 4035 |
| | FG11 (38mm thick x19TGSM) | 1.068 | 2.134 | 4.267 | 6.401 | 8.534 | | |
| | FG09 (38mm thick x20TGSM) | | | | | | | |
| | FG12 (30mm thick x38x152RM) | 0.66 | 1.346 | 2.692 | 4.013 | | 6.691 | |
| 914 | FG03 (25mm thick x 38SM) | 2.896 | 5.918 | 12.116 | 18.44 | | | 1948 |
| | FG04 (38mm thick x 38SM) | 0.864 | 1.803 | 3.683 | 5.563 | 7.417 | 9.296 | 5817 |
| | FG05 (50mm thick x 50SM) | 0.508 | 1.118 | 2.235 | 3.2 | 5.156 | 10.058 | 7780 |
| | FG01 (25mm thick x 25x100RMS) | 2.413 | 4.724 | 8.814 | 12.369 | 16.51 | 20.625 | 3216 |
| | FG02 (25mm thick x 25x100RMH) | 1.27 | 2.743 | 5.689 | 8.636 | 11.557 | 14.503 | 3362 |
| | FG11 (38mm thick x19TGSM) | 1.422 | 2.845 | 2.108 | 5.689 | 8.534 | | |
| | FG09 (38mm thick x20TGSM) | | 3.023 | 6.248 | 9.627 | 12.903 | 15.977 | |
| | FG12 (30mm thick x38x152RM) | 1.067 | 2.108 | 4.166 | 6.401 | | 10.719 | |

| | | | | | | | | | |
|------|-------------------------------|--------|--------|--------|--------|--------|--------|--------|--------|
| | FG12 (30mm thick x38x152RM) | 0.0762 | 0.152 | 0.33 | 0.483 | | 0.787 | | 1.549 |
| 457 | FG03 (25mm thick x 38SM) | 0.66 | 1.092 | 1.93 | 2.769 | 3.607 | 4.47 | 6.579 | |
| | FG04 (38mm thick x 38SM) | | | | | | | | |
| | FG05 (50mm thick x 50SM) | | | | | | | | |
| | FG01 (25mm x 25x100RMS) | | | | | | | | |
| | FG02 (25mm x 25x100RMH) | | | | | | | | |
| | FG11 (38mm thick x19TGSM) | 0.686 | 1.372 | 2.769 | 4.14 | 5.537 | | | |
| | FG09 (38mm thick x20TGSM) | | 0.381 | 0.737 | | | | | |
| | FG12 (30mm thick x38x152RM) | 0.229 | 0.483 | 0.965 | 1.448 | | 2.413 | | 4.851 |
| 610 | FG03 (25mm thick x 38SM) | 1.118 | 2.108 | 4.14 | 6.172 | 8.179 | 10.211 | 15.265 | |
| | FG04 (38mm thick x 38SM) | 0.432 | 0.813 | 1.549 | 2.311 | 3.073 | 3.8354 | 5.74 | |
| | FG05 (50mm thick x 50SM) | 0.381 | 0.584 | 0.965 | 1.372 | 1.753 | 2.134 | 4.115 | |
| | FG01 (25mm thick x 25x100RMS) | 0.914 | 1.854 | 3.683 | 5.537 | 7.391 | 9.22 | | 18.466 |
| | FG02 (25mm x 25x100RMH) | 0.991 | 1.829 | 3.505 | 5.156 | 6.833 | 9.017 | | 16.857 |
| | FG11 (38mm thick x19TGSM) | 1.067 | 2.134 | 4.242 | 6.375 | 8.484 | | | |
| | FG09(38mm thick x20TGSM) | | 1.346 | 2.515 | | | | | |
| | FG12 (30mm thick x38x152RM) | 0.483 | 0.965 | 1.905 | 2.87 | | 4.775 | | 9.449 |
| 762 | FG03 (25mm thick x 38SM) | 2.667 | 5.387 | 10.82 | 16.281 | 21.717 | | | |
| | FG04 (38mm thick x 38SM) | | | | | | | | |
| | FG05 (50mm thick x 50SM) | | | | | | | | |
| | FG01 (25mm x 25x100RMS) | | | | | | | | |
| | FG02 (25mm x 25x100RMH) | | | | | | | | |
| | FG11 (38mm thick x19TGSM) | 1.676 | 3.353 | 6.706 | 10.058 | 13.411 | | | |
| | FG09 (38mm thick x20TGSM) | | | | | | | | |
| | FG12 (30mm thick x38x152RM) | 0.991 | 1.981 | 3.962 | 5.944 | | 9.855 | | |
| 914 | FG03 (25mm thick x 38SM) | 5.537 | 11.176 | 21.717 | | | | | |
| | FG04 (38mm thick x 38SM) | 1.702 | 3.454 | 6.959 | 10.465 | 13.97 | 17.475 | | |
| | FG05 (50mm thick x 50SM) | 1.194 | 2.108 | 3.937 | 5.766 | 7.595 | 9.449 | 18.593 | |
| | FG01 (25mm x 25x100RMS) | 3.632 | 6.6 | 12.573 | 18.542 | 24.486 | | | |
| | FG02 (25mm x 25x100RMH) | 2.565 | 5.309 | 10.82 | 16.332 | 21.869 | | | |
| | FG11 (38mm thick x19TGSM) | 2.667 | 5.359 | 10.693 | 16.027 | | | | |
| | FG09 (38mm thick x20TGSM) | | 5.588 | 10.668 | | | | | |
| | FG12 (30mm thick x38x152RM) | 1.803 | 3.632 | 7.239 | 10.871 | | | | |
| 1067 | FG03 (25mm thick x 38SM) | 10.287 | 20.752 | | | | | | |
| | FG04 (38mm thick x 38SM) | 3.149 | 6.401 | 12.903 | 19.406 | | | | |
| | FG05 (50mm thick x 50SM) | 1.448 | 2.997 | 6.096 | 9.22 | 12.344 | 15.443 | | |
| | FG01 (25mm x 25x100RMS) | 8.077 | 14.884 | | | | | | |
| | FG02 (25mm x 25x100RMH) | 4.801 | 9.91 | 20.117 | | | | | |
| | FG11 (38mm thick x19TGSM) | 4.089 | 8.179 | 16.358 | | | | | |
| | FG09 (38mm thick x20TGSM) | | 10.643 | 21.057 | | | | | |
| | FG12 (30mm thick x38x152RM) | 6.604 | 6.401 | 12.827 | | | | | |
| 1219 | FG03 (25mm thick x 38SM) | | | | | | | | |
| | FG04 (38mm thick x 38SM) | 5.969 | 12.167 | 24.511 | | | | | |
| | FG05 (50mm thick x 50SM) | 2.413 | 4.928 | 9.957 | 14.961 | 19.989 | | | |
| | FG01 (25mm x 25x100RMS) | | | | | | | | |
| | FG02 (25mm x 25x100RMH) | | | | | | | | |
| | FG11 (38mm thick x19TGSM) | 6.274 | 12.548 | | | | | | |
| | FG09 (38mm thick x20TGSM) | | 17.78 | | | | | | |

| | | | | | | | | |
|------|-----------------------------|-------|--------|--------|--|--|--|--|
| | FG12 (30mm thick x38x152RM) | 5.283 | 10.439 | | | | | |
| 1524 | FG03 (25mm thick x 38SM) | | | | | | | |
| | FG04 (38mm thick x 38SM) | | | | | | | |
| | FG05 (50mm thick x 50SM) | 5.944 | 12.065 | 24.333 | | | | |
| | FG01 (25mm x 25x100RMS) | | | | | | | |
| | FG02 (25mm x 25x100RMH) | | | | | | | |
| | FG11 (38mm thick x19TGSM) | | | | | | | |
| | FG09 (38mm thick x20TGSM) | | | | | | | |
| | FG12 (30mm thick x38x152RM) | | | | | | | |

- 1, RM=Rectangular Mesh
- 2, TGSM= TwinGrid Square Mesh
- 3, SM= Square Mesh
- 4, RMS= Rectangular Mesh Standard
- 5, RMH= Rectangular Mesh Heavy duty

CONCENTRATED FULL PANEL LOAD-1220x3660 Deflection in (mm)



| SPAN | STYLE | KGS | | | | | | 2979 |
|------|------------------------------|-------|-------|--------|--------|-------|--------|--------|
| | | 149 | 372 | 745 | 1117 | 1490 | 2234 | |
| 457 | FG03 (25mm thick x 38SM) | 0.254 | 0.686 | 1.55 | 2.159 | 2.667 | 4.166 | 5.232 |
| | FG04 (38mm thick x 38SM) | 0.203 | 0.406 | 0.711 | 0.889 | 1.143 | 1.676 | 2.21 |
| | FG05 (50mm thick x 50SM) | | | | | 0.711 | 1.016 | 1.346 |
| | FG22(25mm thick x 25x100RM) | 0.279 | 0.686 | 1.448 | 2.209 | 2.718 | 4.191 | 5.41 |
| 610 | FG03 (25mm thick x 38SM) | 0.734 | 1.651 | 3.175 | 4.623 | 6.121 | 9.119 | 12.116 |
| | FG04 (38mm thick x 38SM) | 0.356 | 0.889 | 1.499 | 1.905 | 2.413 | 3.531 | 4.267 |
| | FG05 (50mm thick x 50SM) | | | | | 1.524 | 2.032 | 2.54 |
| | FG22(25mm thick x 25x100RM) | 0.711 | 1.524 | 3.531 | 4.623 | 6.02 | 9.22 | 12.294 |
| 914 | FG03 (25mm thick x 38SM) | 1.778 | 4.445 | 8.814 | 13.157 | | | |
| | FG04 (38mm thick x 38SM) | 0.61 | 1.5 | 2.9 | 4.14 | 5.41 | 7.95 | 10.566 |
| | FG05 (50mm thick x 50SM) | | | | | 2.896 | 4.191 | 5.512 |
| | FG22(25mm thick x 25x100RM) | 1.626 | 3.962 | 7.823 | 11.811 | | | |
| 1219 | FG03 (25mm thick x 38SM) | 2.946 | 7.544 | 15.062 | | | | |
| | FG04 (38mm thick x 38SM) | 0.914 | 2.388 | 4.699 | 6.96 | 9.195 | 13.665 | |
| | FG05 (50mm thick x 50SM) | | | | | 4.547 | 6.807 | 9.271 |
| | FG22 (25mm thick x 25x100RM) | | | | | | | |

- 1, RM=Rectangular Mesh
- 2, SM= Square Mesh

Moulded Grating Slip Resistant Levels

Measured using the Pendulum test method (WF rubber slider) – certificate available on request.

| Top Surface | Dry Reading | Wet Reading |
|-------------------|-------------|-------------|
| Embedded grit top | 72 | 67 |
| Grit top | 70 | 65 |
| Concave grit | 75 | 75 |
| Plain top | 62 | 57 |
| Covered top | 108 | 65 |

The UK Slip Resistance Group guide to slip resistance of a floor for able bodied pedestrians.

Four S Pendulum Value Potential for Slip

| | |
|--------------|---------------|
| Above 65 | Extremely Low |
| 35 to 65 | Low |
| 25 to 65 | Moderate |
| 25 and Below | High |

To ensure that the above slip resistant levels are maintained the panels should be kept clean in accordance with the attached Moulded Grating cleaning guide and tips.

Moulded Grating Installation Guide and Tips

Safety

When installing Grating panels, standard personal protective equipment should be worn as a minimum. These include 3M dust mask (or similar), safety goggles, heavy duty gloves and overalls. The Grating panels should be cut in a well ventilated area or close to extraction points, ideally cutting tools will be fitted with a vacuum system to reduce dust levels. Dust residue can be disposed of using normal waste disposal methods. No special permissions or licenses are required at the time of going to print.

Preparation

Ensure that the areas that are to have Grating fitted are clean and dry and free from loose and friable material.

Dry fit all Grating panels to ensure that they fit freely and that they sit flat down on to the surface. If required, Grating panels can be trimmed on site to suit using an industrial jigsaw and appropriate cutting blades (Bosch "T101 A1F" or similar are ideal).

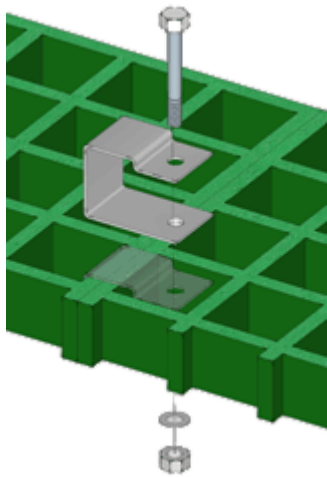
Fitting the Panels

'M' and 'L' Clips:

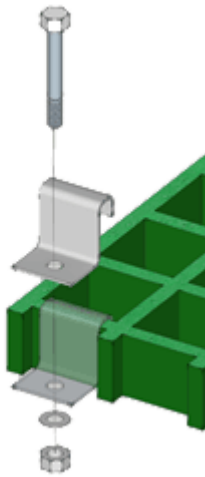
Set out where you will be positioning your grating clips, a guide would be in each corner and then every 500mm spaces. Push the clips into the open mesh squares so that the clip sits neatly on the load bar(s) and the base of the clip is sitting close to the bottom of the grating panel. If you are fixing directly into the existing surface, pilot drill through the hole in the clip and into the substrate then fix using the appropriate screw and plug. If you are fixing into a support frame you will need to drill through the frame and then put through bolt fitting and tightening the washer and nut underneath the frame.

'C' Clips:

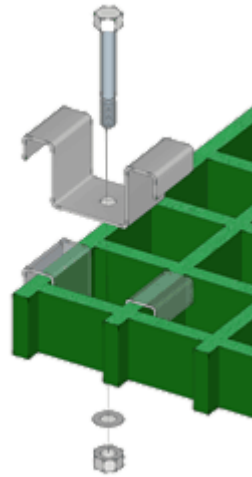
To be used to join panels together, spacing will be determined by panel thickness but assume one clip to be affixed every 500mm. at an angle slot clip over the 2 load bars and twist so the clip is horizontal then screw in bolt to the threaded base of the clip and tighten.



C Clip



L Clip



M Clip

Moulded Grating Cleaning Guide and Tips

Whilst Moulded Grating is extremely resilient to dirt and contaminants, it can, as with most other things, become dirty.

Dirt and debris can easily be removed using a stiff brush and should be carried out on a regular basis.

If Moulded Grating has been subjected to spillages or the dirt has become embedded, detergents such as Grezoff or similar can be used. It is always advisable to test any cleaning product on Moulded Grating before starting the cleaning procedure. This can be done in an inconspicuous area of the installation or, if preferred, a sample can be sent, free of charge for testing purposes.

Using the detergent, warm water and a suitable brush, scrub the areas until clean. The excess water can be removed using a wet/dry vacuum cleaner or suitable absorbable materials.

Where circumstances allow, Moulded Grating can be power washed without causing harm.

General Routine Maintenance

The security of the fixings/adhesive should be checked on a regular basis. Circumstances will vary, based upon the volume of foot traffic etc, but, as a guide, monthly inspections would be advisable.