

OUTA-DOR

External steel doorsets



MADE IN
BRITAIN



**STEEL DOORS
FOR THE
REAL WORLD**

10
YEARS

**TEN YEAR
GUARANTEE**

ROBUST doors are manufactured in a range of materials offering strength and durability. Our OUTA-DOR external doors are manufactured using magnelis sheets and can offer an anti-corrosion warranty of up to 10 years with a standard PPC coating.*



**MADE TO
MEASURE**

All steel doors are made to order at our UK factory, are available in a wide range of heights and widths to suit any requirement, and are delivered fully assembled.



**CE marked to
BS EN 14351-1
and
EN 16034**

ROBUST 

Steel Door Solutions

Scandinavian design. Manufactured in Britain



OUTA-DOR

External Steel Doors

The Robust OUTA-DOR leads the industry in steel doorsets. Designed as a general purpose external door, OUTA-DOR is manufactured in the UK and is available made to measure.

Recent investments in machinery have made the process of purchase and manufacture much quicker, meaning less of a wait for your product, while maintaining the same level of quality-control and value for money.

> DOOR LEAF

Thickness:	55mm
Material:	1.2mm corrosion resistant Magnelis® steel sheets as standard, wide variety of colours and finishes available. Also 304 or 316 grade Stainless Steel.
Infill:	Self supporting resin-impregnated honeycomb core as standard. Optionally Mineral Wool, Polyurethane or Solid Timber.
Construction:	Doorblade manufactured from two 1.2mm sheets lockformed together, by bonding skins around a rigid core, using a no-weld construction.

> THERMAL 'U' VALUES

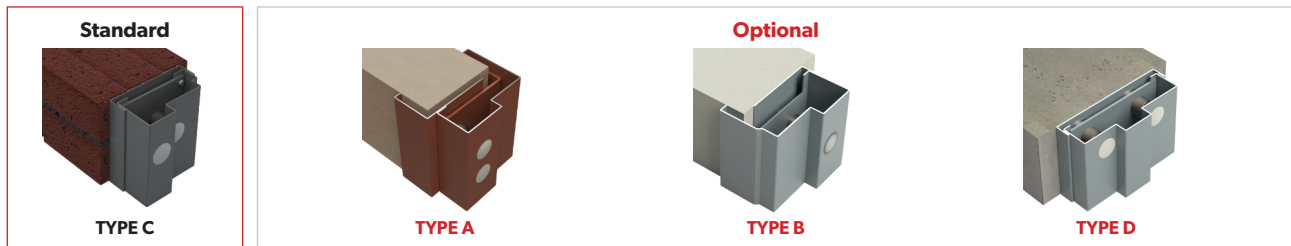
Depending on construction and infill values of 3.2 - 1.6 w/m²k are obtainable.

Infill:	U Value (w/m²k)
Honeycomb	3.1
Solid Timber	2.9
Mineral Wood (with steel strengtheners)	2.4
Mineral Wood (lamella)	1.8
Polyurethane	1.6

> DOOR FRAME


Construction:	Folded from 1.6mm Magnelis®. Screw and tab construction with 4no. adjustable fixing feet per jamb, variable sub frame supplied as standard to accommodate site tolerance of -0/+30mm. The frame is fitted with 4no. dog bolt hinges as standard.
----------------------	--

Profile: Types A and B available in both inward and outward opening versions.



> THRESHOLD

Optional dropseals and/or rain deflectors are available.



> WALL CONSTRUCTION

Construction Types:	Can be used in all forms of masonry, concrete and flexible stud wall (cold wall style).
----------------------------	---


> **SIZES**

Sizing:	Doors are custom manufactured in 10mm increments. For single openings, 690mm to 1290mm, and double openings 1290mm to 2600mm, at heights up to 2900mm.
	Contact the sales office for special configurations and finishes.



> **VISION PANELS**

Guidance notes:	To comply with Part M of the Building Regulations 2004 doors circulation across routes should have visibility glazing. (Vision panels less than 50% of the total door area are exempt from Part L of the Building Regulations).
Construction:	Welded construction from 1mm cold rolled steel, screwed together from one side
Options:	Double Glazed as standard. Alternative options include a 19mm double glazed unit (6.4/6/6.4mm). Custom sizes and glass are available to customer requirements



> **LOUVRE PANELS**

Construction:	Standard Louvre offers 50% air flow with louvre blades constructed to stop birds. Frames are 1.2mm thick and blades 0.7mm.
Options:	Fly mesh available as an optional extra, also custom sizes.



> PANEL ARRANGEMENTS

Guidance notes:	Panels can be solid, glazed or louvred
Construction:	Standard side panels are available up to 1290mm wide x 2900mm high. Standard over panels are available up to 1290 x 2900mm (single door) or 1290 x 2600mm (double door).
Options:	Hinged panels. Removable, flush, glazed or louvred are all available. Please consult the Sales office with specific requirements.



Single Door




Single Door and Side Panel



Double Doors



Double Doors and Side Panel



Single Door and Over Panel



Double Doors and Over Panel



Single Door and 2 Side Panels



Double Doors and 2 Side Panels

> FINISHES

Standard					
Polyester Powder Coated from Standard Colour Range	Polyester Powder Coated from Non-Standard Colour Range	PVC Laminate from Standard Range	Woodgrain PVC Laminate (not available with fire rated doors)	Stainless Steel Brushed, Polished or Patterned	Unfinished for site finishing

You always get more with a Robust door.

Quality and security are two areas where compromise is not acceptable. In designing our OUTA-DOR specification, we have looked at real world expectations our products will be marked against and consequently we include much more within our basic external doorset than other manufacturers. Every OUTA-DOR has the following **as standard**.

- > 55mm door leaf, thicker than others, with a choice of infill offering up to 1.6w/m²k thermal value.
- > Double glazed vision panel units, maintaining thermal performance.
- > Hooply multibolt locking with Secured by Design recommended TS007 3 star cylinder & escutcheon sets, providing secure locking.
- > Door leaf constructed from Magnelis® steel for industry leading corrosion resistance, offering up to 10 years anti-corrosion warranty.
- > Aluminium threshold strip/weather bar with rain deflector for inward opening doorsets.
- > 4no. Stainless steel dog bolt hinges per leaf.
- > Hardware already fitted to the door, saving time and effort on site.
- > All doors fully CE Marked to BS EN 14351-1 for external door characteristics, also EN 16034 for external fire rated doorsets, with full Declaration of Performance as required by current legislation
- > Full fitting kit supplied with all orders, including 11mm allen key to make frame adjustment easy and a selection of drill bits for fitting into concrete or steel.
- > A pot of touch up paint and a tube of clear mastic for use during installation to prevent water ingress under threshold.



ROBUST UK LTD Sutherland Road, Longton, Stoke-on-Trent, Staffordshire, ST3 1HZ
Tel: +44 (0) 1782 592900 Email: sales@robust-uk.com

Individual specifications may vary as Robust UK conduct a policy of continuous product development.



Steel Door Solutions

www.robust-uk.com