



crawl thru loco & tractor
timbertrux
play ships
stages
storytelling
bridges
buddy benches
play huts

IMAGINATIVE PLAY

Crawl Thru's

Crawl Thru Steam Loco (4004)



Our range of Crawl Thru's provide a fun and social place for children to sit and play together. They create a great focal point within a playground and will encourage role play and social interaction.

Children love to crawl and clamber, role play and imagine they are on an adventure so our Crawl Thru Steam Loco is sure to keep them busy! It has a colourful HDPE engine and roof section, and a steering wheel to guide the train on yet another adventure.

2+

Dimensions: L: 2.28m W (base): 0.98m
W (roof): 1.12m H: 1.52m

Materials: Pressure treated timber, zinc plated fixings, HDPE plastic

Assembly: Assembly only

Available in two colour ways: Green & Beige or Red & Yellow



Red & Yellow option

All Seasons Carriage (4005)



The All Seasons Carriage is an excellent add on to the Crawl Thru Steam Loco, or as a small cabin on its own. It features a roof, two bench seats and a small table area. It will fuel children's imaginations, while encouraging role play and helping to develop social skills.

Small groups can sit and play together under the shelter of the brightly coloured roof.

2+

Dimensions: L: 2.20m W: 0.95m H: 1.50m

Materials: Pressure treated timber, zinc plated fixings, HDPE plastic

Assembly: Assembly only

Available in two colour ways: Green & Beige or Red & Yellow



Red & Yellow option

Open Top Carriage (4006)



The Open Top Carriage is a great, cost effective addition to our Crawl Thru Steam Loco. Children will love pretending they are taking a journey to a new place onboard the Steam Loco. This carriage features two bench seats facing each other to encourage the development of social skills between small groups of children.


2+

Dimensions: L: 2.20m W: 0.95m H: 0.80m

Materials: Pressure treated timber, zinc plated fixings, HDPE plastic

Assembly: Assembly only

Available in two colour ways: Green & Beige or Red & Yellow



Red & Yellow option

Crawl Thru Tractor (4101)



Our range of Crawl Thru's provide a fun and social place for children to sit and play together. They create a great focal point within a playground and will encourage role play and social interaction.

Children love to crawl and clamber, role play and imagine they are on an adventure so our robust and rugged Crawl Thru Tractor is sure to keep them busy! The Crawl Thru front section has rounded edges and covered fixings. It has a coloured HDPE engine and wheels, and a steering wheel to guide the tractor to the next field that needs working.

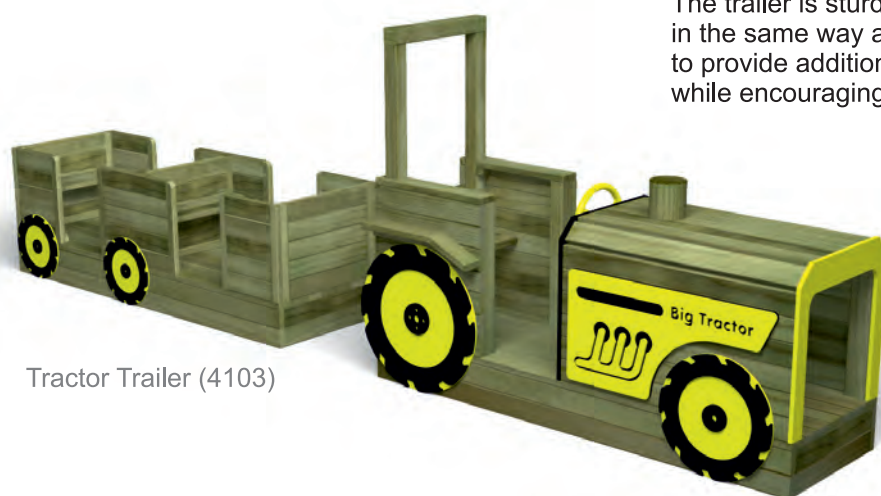
2+

Dimensions: L: 2.10m W: 0.86m
H: 1.53m

Materials: Pressure treated timber,
zinc plated fixings, HDPE plastic

Assembly: Assembly only

Crawl Thru Tractor with Trailer (4102)



Tractor Trailer (4103)

With the addition of a trailer this combination creates extra play value and seating for an additional eight children.

The trailer is sturdily constructed from pressure treated timber in the same way as the Tractor. Extra carriages can be added to provide additional seating. It will fuel children's imaginations, while encouraging role play and helping to develop social skills.

2+

Dimensions: L: 4.20m W: 0.86m
H: 1.53m

Materials: Pressure treated timber,
zinc plated fixings, HDPE plastic

Assembly: Assembly only

TimberTrux

TimberTrux with their strong, sturdy construction and natural aesthetic can be positioned individually or grouped to form a whole fleet of vehicles. The sturdy, durable TimberTrux are a great provision for imaginative play for younger children and will help to encourage role play between small groups.

Jumbo Jet (4213)



Locomotive (4201)



Passenger Carriage (4202)



Coach (4206)



2+

Dimensions: L: 1.50m H: 0.60m
Materials: Pressure treated
timber, zinc plated fixings

Assembly: Assembly only

Play Boats

Play Boat Bob (3904)

Our range of Play Boats provide a great way to add an element of imaginative play to your outdoor area. They will fuel the imagination of children, stimulate their senses and encourage them to explore role play of everyday situations.



Packed with play value, Bob is a wonderful trawler style boat. Children will be able to scramble up the little net onto the stern or enter the captain's cabin where they can keep a look out through the clear dome portholes and steer Bob back safely to harbour with the rotating ship's wheel!

3+




Dimensions: L: 3.70m W: 1.40m H: 1.52m
Materials: Pressure treated timber, zinc plated fixings, HDPE plastic, steel enforced rope, dome polycarbonate portholes
Assembly: Assembly & groundworks required


Log Play Ship (8700)

The Log Play Ship is a natural looking wood vessel which comes with nautical themed accessories, an anchor and ships wheel and flag. The benches at the stern provide a place for children to sit and chat while access ramp ensures everyone can join in. Additional play value is added with a ground level access sandpit in the bow!

The optional wobbly plank at the stern of the ship adds tons of fun and help children improve their balance and coordination.



2+



Dimensions: L (including wobble plank): 5.60m L (without wobble plank): 4.10m
W (to end of ramp): 3.13m H: 2.80m
Fall Height: 0.40m
Materials: Pressure treated timber, zinc plated fixings, HDPE plastic
Assembly: Assembly & groundworks required


Pirate Ship (8701)

The Pirate Ship will encourage imaginative play as children plan their voyage to discover a hoard of hidden gold (probably in the Carribean!). The scramble net at the stern becomes a quick way of getting the crew onboard. Then it's hoist the mainsail and steer the ship with their band of pirates to Treasure Island!


Day Trawler (8702)

Our Day Trawler takes children on an imaginary fishing trip. Role play and imagination take over as some of the children scramble up the net or sit on the steps at the stern of the ship and keep an eye out for dolphins or even feed the seals which keep bobbing up around the boat!

Safety Surfacing options available on page 79



3+



Dimensions: L: 3.70m W: 1.25m H: 2.50m
Materials: Pressure treated timber, zinc plated fixings, HDPE plastic, steel enforced rope
Assembly: Assembly & groundworks required

Stages - Drama

And.... ACTION!... Our range of Stages are ideal for creating outdoor performance areas. Combine them with Amphitheatre seating or any of our benches so children can sit and watch their friends acting out plays and stories. The stages shown here are standard products but we are often asked to design and build custom structures, including accessibility features. Please contact us to discuss your requirements.

Friendship Stage (8750)



The Friendship Stage is a simple, sturdy, open air stage with picket fencing on posts that are installed into the ground. There are access points to both sides for the performers to enter and exit the stage left or right.

The Workshop stage adds a theatrical element by replacing the picket fencing with coloured HDPE panels. Please ask us to quote if you would like a variation to this design.


2+



Dimensions: L: 3.75m W: 1.85m H: 1.02m
Materials: Pressure treated timber, zinc plated fixings, HDPE plastic
Assembly: Professional installation required

Workshop Stage (8751)

Endeavour Stage (8752)




The Endeavour Stage provides the performers with more shelter from the elements and could be fitted with a solar lighting kit if required.

With all the same features as the Endeavour Stage the Urban Stage will enrich the play environment and help encourage children to develop their language and communication skills through fantasy and make believe. Children can dress up and play with 'props'.

The colours and graphics engraved into the backdrop can be changed or omitted if required.

2+



Dimensions: L: 3.75m W: 1.85m H: 1.02m
Materials: Pressure treated timber, zinc plated fixings, HDPE plastic
Assembly: Professional installation required

Urban Stage (8753)

Promise Stage (8754)



Like the Endeavour Stage the Promise and Courage Stages help protect performers from the sun and rain. The 'wings' add a new and more 'professional' element to these stages by providing a place to wait before making a big entrance!

The stage area is great for children to use their imaginations by creating and performing plays, musicals and dances, just for fun or in front of an audience. Give your budding 'Stars' a place to learn their craft.

2+



Dimensions: L: 3.95m W: 2.10m H: 2.50m
Materials: Pressure treated timber, zinc plated fixings, HDPE plastic
Assembly: Professional installation required

Courage Stage (8755)

Storytelling

Our Storytelling range can be used to create exciting, imaginative and magical areas, for communal storytelling, singing, theatre seating and outdoor teaching. All components are weatherproof and suitable for outdoor use.



Create an outdoor storytelling area in the grounds of your school or nursery, where children can sit and enjoy stories read by teachers or friends. Your seating area could also be an informal outdoor classroom.

Storytelling is extremely beneficial for children of all ages, it encourages good listening skills, supports language development, helps to expand vocabulary and stimulates the imagination. It can promote active participation and creativity, along with a feeling of well-being and relaxation.

Our Storytelling range offers the opportunity to create a unique area designed to suit every situation and group size.

Storyteller's Chair (6401/NP)



The handcrafted Schoolscapes Storyteller's Chair is the ideal focal point in a storytelling area. The magical star and moon detail and throne like appearance will spark children's imagination, and fill them with anticipation for the story to come.

Team the Story Teller's chair with any one of our bench arrangements to create your own storytelling area.

Our full range of Outdoor Furniture is available from page 61

2+

Dimensions: W: 0.75m D: 0.65m
H (overall): 1.50m H (seat): 0.40m
Materials: Pressure treated timber, zinc plated fixings
Assembly: Fully assembled

Amphitheatre Seating (6402)




The Amphitheatre Seating uses our post mounted timber bench to create a two tiered seating arrangement. It can be situated around our Storyteller's Chair, a stage or performance area.

Seating up to 35 children the Amphitheatre Seating is suitable for large groups, with the tiered rows ensuring everyone can see the storyteller or performers.

2+

Dimensions: (overall) L: 5.75m W: 3.30m
H (front row): 0.40m H (back row): 0.60m
Materials: Pressure treated timber, zinc plated fixings
Assembly: Assembly & groundworks required

Post-Mounted Timber Bench (6302)



The Post-Mounted Timber Bench is low cost, simple and provides effective seating. It can be combined in a zig-zag or other pattern for very cost effective seating. Arrange a number of benches around our Storyteller's Chair or one of our stage areas to create a seating area large enough to suit your needs. Each bench will seat up to three people.

There is the option to have an HDPE Top to the bench, available in a range of colours: red, blue, green or yellow, to suit your playground theme and brighten up your seating area.



HDPE Top Option (6303)

2+

Dimensions: L: 1.20m W: 0.30m H: 0.45m
Materials: Pressure treated timber, zinc plated fixings, HDPE plastic
Assembly: Assembly & groundworks required

Opus Post-Mounted Bench (6304)



The Opus Post-Mounted Bench is strong, durable and comfortable. It has rounded edges and a top quality finish, making it perfect for community areas and gardens, seating up to three people. The Opus Post-Mounted bench forms a lovely semi circle around our Storyteller's Chair or one of our stage areas.

There is the option to have an HDPE Top to the bench, available in a range of colours: red, blue, green or yellow, to suit your playground theme and brighten up your seating area.




HDPE Top Option (6305)

2+

Dimensions: L: 1.20m W: 0.45m H: 0.45m
Materials: Pressure treated timber, zinc plated fixings, HDPE plastic
Assembly: Assembly & groundworks required

Seating Cubes (6403)



HDPE Lid Option (6403/C)

Seating Cubes are great for small groups to gather together at story time, with two carrying slots making them easy to move around. They have an open base which is useful for placing belongings underneath the cube whilst in use, and also enables them to be used the other way up as a storage crate.

The seating cube comes with an optional HDPE Lid. This option has a solid bottom allowing to be used for both seating and storage. The HDPE Lid is available in a range of colours: red, blue, green or yellow, to brighten up your seating area.



HDPE Lid Option (6403/C)

2+

Dimensions: L: 0.38m W: 0.37m H: 0.40m
Materials: Pressure treated timber, zinc plated fixings, HDPE plastic
Assembly: Fully assembled

Bridges


'Baby' Bridge (3950)

Our range of Bridges are great added to an imaginative, sensory trail. There's no limit to what children may imagine to be on the other side of the Bridge.



The 'Baby' Bridge is a cute addition to our range of bridges. Great for a Ride-on toy track, wheelchair or sensory trail. Children will enjoy the experience of a change in height and ground texture.

The HDPE hand rails will add a splash of bold colour to your outdoor area.



Timber Baby Bridge (3951)

2+

Dimensions: L: 1.20m W (overall): 1.15m W (walkway): 1.00m H: 0.80m


Materials: Pressure treated timber, zinc plated fixings, HDPE plastic

Assembly: Assembly & groundworks required

'Big' Bridge (3952)

The 'Big' Bridge is slightly wider and nearly twice the length of its 'Baby' sibling. The extra width allows two-way traffic to pass on the bridge. Children's imaginations will invent all sorts of reasons for wanting to cross to the land on the other side.

To add additional play value to your bridge, activity panels can be attached to the outsides, making it a real focal point in the playground.



With additional Activity Panels (IMA01)

See our range of Activity Panels on page 4

2+

Dimensions: L: 2.10m W (overall) : 1.35m W (walkway): 1.12m H: 0.90m

Materials: Pressure treated timber, zinc plated fixings

Assembly: Assembly & groundworks required

'Wavy' Bridge (3953)

The 'Wavy' Bridge is a fun addition to any playground either on its own or as part of a sensory trail. The smooth curves are very aesthetically pleasing and while it might have a countryside, rustic look it is actually made from beautifully smooth sanded timber.



2+

Dimensions: L: 3.30m W (overall): 1.40m W (walkway): 1.12m H: 1.00m

Materials: Pressure treated timber, zinc plated fixings

Assembly: Assembly & groundworks required

Buddy Benches & Cabins

Buddy Bus (8600)



Our range of Buddy Benches and Cabins are a great way to encourage community, sociability and friendship in the playground, and their design will stimulate children's imaginations.

All Aboard! The Buddy Bus is a colourful and fun friendship seat that allows small groups of children to sit together to make friends or play imaginative games.

You can choose your own colour bus and have your school name engraved on the side panels if you wish (at extra cost).

2+

Dimensions: L: 1.53m W (at top of HDPE): 1.38m W (roof): 1.54m H (without roof): 0.94m H (with roof): 1.54m

Materials: Pressure treated timber, HDPE plastic, zinc plated fixings

Assembly: Assembly only



Without Roof (8601)

Buddy Castle (8602)



There's nothing spooky about this castle. The Buddy Castle is a friendly place to take a break from the hustle and bustle of the playground.

The overhanging roof provides plenty of shelter from the rain and the open sides help with playground supervision.

Other colours are available.

More Buddy Benches & Roofed Seats available on page 64

2+

Dimensions: L: 1.53m W (at top of HDPE): 1.38m W (roof): 1.54m H (without roof): 0.94m H (with roof): 1.54m

Materials: Pressure treated timber, HDPE plastic, zinc plated fixings

Assembly: Assembly only



Without Roof (8603)

Buddy Sub (8604)



Take a trip in the Buddy Sub and view what's going on in the playground through the portholes and Bubble Window.

The Buddy Sub is lots of fun and a sheltered place to hang out in at breaktime.

2+

Dimensions: L: 1.53m W (at top of HDPE): 1.38m W (roof): 1.54m H (without roof): 0.94m H (with roof): 1.54m

Materials: Pressure treated timber, HDPE plastic, zinc plated fixings

Assembly: Assembly only



Without Roof (8605)

Play Huts

Log Hut (4310)



Our range of Play Huts are a great way to add an element of imaginative play to your outdoor area. They will fuel the imagination of children, stimulate their senses and encourage them to explore role play of everyday situations.

The Log Play Hut provides the perfect den for children to escape the hustle & bustle of the playground. It comes with two benches and a table so that the children can sit and interact with each other in a quiet environment. It also provides small groups of children with a place to shelter from the sun, wind and rain.

2+

Dimensions: L: 1.50m W: 1.50m H: 1.80m
Materials: Pressure treated timber, zinc plated fixings
Assembly: Assembly only



Jungle Play Den (4309/NP)



The Jungle Play Den makes a brilliant place where children can use their imaginations for hours of fun. It features three platform heights, a ladder and climbing rope to add an element of physical challenge. It is also available in an EYFS version which sports two platforms with reduced fall heights. Supplying just the right amount of challenge and fun.

3+

EYFS Den
Dimensions: L: 3.40m W: 2.35m H: 2.25m
Deck Height: 0.40m/ 0.60m
Fall Height: 0.60m
Jungle Play Den
Dimensions: L: 3.56m W: 2.60m H: 2.42m
Deck Height: 0.50m/ 1.00m
Fall Height: 1.00m
Materials: Pressure treated timber, zinc plated fixings, steel enforced rope, galvanised steel rungs
Assembly: Assembly and groundworks required
Safety Surfacing is recommended for this product.

Safety Surfacing options available on page 79



Jungle Play Den EYFS (4309/E)

Rain Forest Cabin (8650)



The Jungle Cabin offers a quiet retreat for children to sit, talk and relax with their friends. The Jungle graphics add interest and colour to the playground while stimulating children's imaginations. It comes with two benches and a table so that the children can interact or study in a quiet environment.

Located in a Nature Area it could be used as a 'Bird Hide' from which to watch wildlife without disturbance.

2+

Dimensions: L: 1.20m W: 1.45m H: 1.50m
Materials: Pressure treated timber, zinc plated fixings HDPE plastic
Assembly: Assembly only

