



picnic tables  
benches  
tree seats  
recycled tables & benches  
flower seats  
mushroom seats

# OUTDOOR FURNITURE

## Picnic Tables

### Classic Range

Schoolscapes Picnic Tables are a great way to create outdoor seating areas for teaching, eating or relaxing. They are available in three different heights, senior, junior and infant so are ideal for all ages. All can be supplied with Fitting Kits to anchor them to any type of surface.

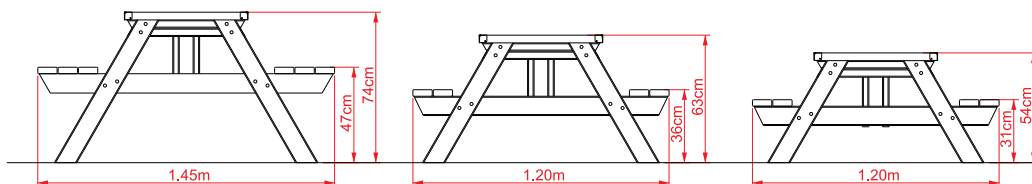
Picnic Table Dimensions for the three different heights available:

12+

6+

2+

Senior Tables Junior Tables Infant Tables



Senior

Junior

Infant

#### Senior Picnic Table

Dimensions: L: 1.5m/1.8m H (overall): 0.74m H (seat): 0.47m W: 1.45m

#### Junior Picnic Table

Dimensions: L: 1.5m/1.8m H (overall): 0.63m H (seat): 0.36m W: 1.20m

#### Infant Picnic Table

Dimensions: L: 1.5m/1.8m H (overall): 0.54m H (seat): 0.31m W: 1.20m

Materials: Pressure treated timber, zinc plated fixings.

Assembly: Assembly only

Optional ground fixing kits and extra long legs are also available

### Classic Picnic Table (5901)

1.5m (5901/15)  
1.8m (5901/18)



The Schoolscapes Classic Picnic Table has been designed specifically for the playground. All fixings are safety capped to prevent injury and the timber is planed smooth to avoid splinters. The wood is pressure treated for long life. Available in two lengths: 1.8m (40kg) and 1.5m (35kg). Choose from Infant, Junior and Senior versions. There is also the option to have a parasol hole with an insert for neat appearance.

### Heavy Duty Classic Picnic Table (5902)

1.5m (5902/15)  
1.8m (5902/18)



The Schoolscapes Heavy Duty Classic Picnic Table is an even chunkier version of our Classic Picnic Table. Available in two lengths: 1.8m will seat up to 8 children and 1.5m seats up to 6 children. All Picnic Tables in the Classic range have the option of the parasol hole and insert and all are available in Infant, Junior or Senior heights.

### Classic Plus Picnic Table (5903)



Optional extra freestanding end seats (5903/2)

Our Classic Plus Picnic Table is designed with an extra long tabletop for the inclusion of wheelchair users at both ends of the table. The Classic Plus Picnic Table also has the option of adding freestanding Bench Seats at either end to increase the seating capacity to up to 10 children or 8 adults to sit comfortably, plus those at each end.

There is the option to have a parasol hole and insert and the table. All Picnic Tables in the Classic Range can be anchored to the ground using the optional fitting kits.



Dimensions: L: 2.10m H (overall): 0.74m H (seat): 0.47m W (Senior): 1.45m W (Junior): 1.20m W (Infant): 1.20m  
All other information same as above

## Picnic Tables & Benches

### Pentire 8 Seater Round Picnic Table (6101)



With its strong construction and easy access seats this is a popular choice for many playgrounds and recreation areas.

The Pentire can seat up to 8 people to create a social seating area.

It is fitted with a parasol hole as standard.

Bulk discount available.

5+

**Dimensions:** Dia (overall): 2.20m Dia (table): 1.40m

**Materials:** Pressure treated timber, zinc plated fixings

**Assembly:** Assembly only

Optional ground fixing kit for added security

### Pendeen Picnic Table (6103)



A strong and durable Senior height picnic table ideal for playgrounds and community areas. The Pendeen seats up to 6 adults comfortably.

Bulk discount available. If you buy 5 Pendeen Picnic Tables you get a 6th one FREE!

5+

**Dimensions:** L (overall): 1.40m L (table): 1.40m W (overall): 1.50m W (table): 0.70m H: 0.72m

**Materials:** Pressure treated timber, zinc plated fixings

**Assembly:** Assembly only

Optional ground fixing kit for added security

### Polmorla Bench (6102)



A strong, durable, comfortable and attractive bench. The Polmorla Bench has rounded arm rests and a top quality finish which makes it perfect for community areas and gardens.

It is available in two different lengths, with the longest seating up to 4 adults comfortably. Please note this bench comes in Senior height only.

Bulk discount available.

5+

**Dimensions:** L: 1.20m/ 1.50m W: 1.47m H: 0.80m

**Materials:** Pressure treated timber, zinc plated fixings

**Assembly:** Assembly only

Optional ground fixing kit for added security

## Concrete Tables & Benches

### Concrete End Wooden Picnic Bench/Table (6001)



8 seater (6001/8)

Built to last, excellent stability and theft resistant. The Concrete End Wooden Picnic Bench/Table has a unique 'Anchor' design for easy access to seats and is fitted with a parasol hole as standard.

Available as an 8 seater or 10 seater which has a longer table top for wheelchair access.

The heavy duty timber is sourced from sustainable and renewable sources.



10 seater (6001/10)

2+

**Dimensions:** L: 1.82m (8 seater) or 2.43m (10 seater) W: 1.45m H 0.75m

**Materials:** Pressure treated timber, steel reinforced concrete ends

**Assembly:** Professional installation included

Optional security clamp for ground fixings

### Concrete Based Round Table (6002)



Built-in central anchor point allows easy access to seats and gives excellent stability. Built to last and theft resistant.

Seats 8 adults comfortably.

Fitted with a parasol hole as standard.

The heavy duty timber is sourced from sustainable and renewable sources.



2+

**Dimensions:** Dia (overall): 2.00m Dia (table): 1.31m H: 0.74m

**Materials:** Pressure treated timber, steel reinforced concrete

**Assembly:** Professional installation included

### Concrete Based Park Bench (6003)



Robust and theft resistant the Concrete Based Park Bench has protective armoured rings fitted to all nuts as a standard for extra security. The steel reinforced heavy duty bolted concrete ends make this bench built to last, with excellent stability.

The heavy duty timber is sourced from sustainable and renewable sources.



2+

**Dimensions:** L: 1.83m W: 0.83m H: 0.83m

**Materials:** Pressure treated timber, steel reinforced concrete

**Assembly:** Professional installation included

Optional security clamp for ground fixings

## Back-to-Back Bench (6201)



Back-to-Back Benches can be sited along a wall to form a series of snug seating bays, or as individual freestanding benches which can be easily repositioned in the playground as necessary. It has a comfortable rake, angled back rest with an inherently stable A-frame design.

There is the option of adding a 'Buddy Bench' sign to create a Back-to-Back Buddy Bench, where children who feel excluded or in need of a sympathetic talk can wait when the 'Buddy' system is operated in your playground.

**Buddy Bench**

2+

**Buddy Bench**

Back-to-Back Buddy  
Bench (6202/BB)

**Dimensions:** L: 1.20m W: 1.14m H: 0.72m  
**Materials:** Pressure treated timber, zinc plated fixings, HDPE plastic sign  
**Assembly:** Assembly only  
Optional ground fixing kit or extra long legs for added security

## Buddy Bench (6202)



With Base (6202/FWB)



Without Base (6202/FNB)

The Buddy Bench is an ideal, sociable seating solution for any playground. It creates a place where children who feel excluded or in need of a sympathetic talk can wait when the 'Buddy' system is operated in your playground.

The Roofed Seat offers the additional benefit of shelter from the elements. The Roofed Seat is also available with or without a base.




Roofed Seat  
With Base (6901/WB)  
Without Base (6901/NB)

Themed Buddy  
Benches available  
on page 42

2+

**Dimensions:** L: 1.50m W: 1.50m H (without roof): 0.75m H (with roof): 1.55m H (seat): 0.34m  
**Materials:** Pressure treated timber, zinc plated fixings. Log lap roof.  
**Assembly:** Assembly only  
Optional ground fixing kit or extra long legs for added security

## Roofed Seat with Table (6902)



With Base  
(6902/GTWB)



Without Base (6902/GTNB)

Our Large Roofed Seat has all the excellent features of our Roofed Seat, and as well as being bigger, it has the additional benefit of a picnic table, which can be fitted with a GameTop of your choice. Children can sit, eat and play together under the shelter of the large roof.

The Roofed Seat is also available with or without a decking base.



With Base (6902/WB)  
Without Base (6902/NB)

2+

**Dimensions:** L: 2.30m W: 2.00m H: 2.00m  
**Materials:** Pressure treated timber, zinc plated fixings GameTops: UV stable laminated, scratch resistant, wipeable surfaces  
**Assembly:** Assembly only  
Optional ground fixing kit for added security

## Timber Seating

### Timber Bench (6301/NT)



The moveable Timber Bench can be used singularly or to form larger arrangements of seating for outdoor performances and events at school.

It is a freestanding and backless bench with an inherently stable A-frame design.

For permanent installation, the Timber Bench is available with ground fixings as an optional extra.

2+

**Dimensions:** L: 1.50m W: 0.40m H: 0.42m  
**Materials:** Pressure treated timber, zinc plated fixings  
**Assembly:** Assembly only  
 Optional ground fixing kit or extra long legs for added security

### Heavy Duty Garden Bench (6501)




The Heavy Duty Garden Bench has been designed with comfort in mind, and it creates a great place to sit and relax within a garden or park area. It has a comfortable raked, angled backrest and a chunky frame which can be supplied with or without arm rests.

It is available in two lengths, 1.5m and 1.8m and three heights, senior, junior and infant.

2+

1.5m  
 With Armrests (6501/15AR)  
 Without Armrests (6501/15NA)

1.8m  
 With Armrests (6501/18AR)  
 Without Armrests (6501/18NA)



Infant 1.8m Bench

**Dimensions:** L: 1.50m or 1.80m W (Senior & Junior): 0.56m W (Infant): 0.36m H (Senior): 0.85m H (Junior): 0.56m H (Infant): 0.58m  
**Materials:** Pressure treated timber, zinc plated fixings  
**Assembly:** Assembly only  
 Optional ground fixing kit or extra long legs for added security

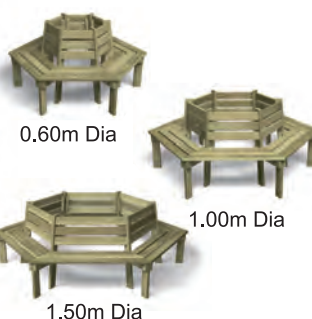
### Tree Seat (6503)



The tree seat creates a relaxing place to sit and reflect in the playground, park or garden. It has comfortable raked, angled backrests and a self supporting hexagonal design.

It comes in three internal diameters to fit around the majority of tree trunks, 0.60m, 1.00m and 1.50m. To ensure the correct size, measure the diameter tree at the widest point at approximately hip height. It is available in a full tree seat (6 sections) or half tree seat (3 sections).

2+



0.60m Dia

1.00m Dia

1.50m Dia

Full Tree Seat (6 sections)  
 0.6m (6503/606)  
 1.0m (6503/610)  
 1.5m (6503/615)

Half Tree Seat (3 sections)  
 0.6m (6503/306)  
 1.0m (6503/310)  
 1.5m (6503/315)

**Dimensions:** Dia: 0.60m/ 1.00m/ 1.50m H (overall): 0.86m H (seat): 0.46m  
**Materials:** Pressure treated timber, zinc plated fixings  
**Assembly:** Assembly only  
 Optional ground fixing kit or extra long legs for added security

## Recycled Range

### Picnic Table



1.2m (6650)  
1.5m (6651)

The items in the Recycled Range use recycled milk bottles to produce materials for manufacture. That's plastic that didn't go into land fill!

Our recycled Picnic Table has a traditional look and feel to it. The use of durable recycled black plastic frames and cedar coloured composite plastic planks combine together to give you a robust and high quality product that is virtually maintenance free, requiring no polishing or painting and will not rot, crack or splinter.

Available at two lengths  
1.2m and 1.5m.

2+

#### 1.2m Table

**Dimensions:** L: 1.20m W: 1.09m H (overall): 0.67 H (seat): 0.40m

#### 1.50m Table

**Dimensions:** L: 1.50m W: 1.14m H (overall): 0.78 H (seat): 0.40m

**Materials:** Recycled plastic, stainless steel fittings

**Assembly:** Assembly only

### Backed Bench (0000)



1.2m (6652)  
1.8m (6653)

Ideal for use in Parks, Public Gardens, Schools, Recreation and Picnic areas, the Backed Bench is a high quality product made from recycled milk bottles, is virtually maintenance free and is UV stabilised for fade resistant outdoor use.

Available at two lengths 1.2m (40kg) and 1.8m (60kg).

2+

**Dimensions:** L: 1.20m/ 1.80m W (overall): 0.69m W (seat): 0.36m H (overall): 0.81m H (seat): 0.44m

**Materials:** Recycled plastic, stainless steel fittings

**Assembly:** Assembly only

### Backless Bench (0000)



1.2m (6654)  
1.8m (6655)

The Backless Bench shares all the excellent features of the Recycled Range which are also fully recyclable and non toxic.

This easy to assemble product is supplied flat packed with stainless steel fittings and can be assembled using standard hand tools.

Available at two lengths 1.2m (18kg) and 1.8m (27kg).

2+


**Dimensions:** H: 1.20m/ 1.80m W: 0.27m H: 0.42m

**Materials:** Recycled plastic, stainless steel fittings

**Assembly:** Assembly only

## Flower Seats

### Triple Flower Seat (7001)



The items in the Flower Seat range are made from sturdy, powder coated steel frames with seats moulded from the same type of rubber used for soft play surfaces

These attractive flower seats are a great way to brighten up a corner of the playground, ideal for quiet play areas for small groups of children.

These seats can be fixed into the ground at the height you want, and are available in a wide range of colours (blue, yellow, green, red and purple) - please call to discuss your requirements and colour combinations.



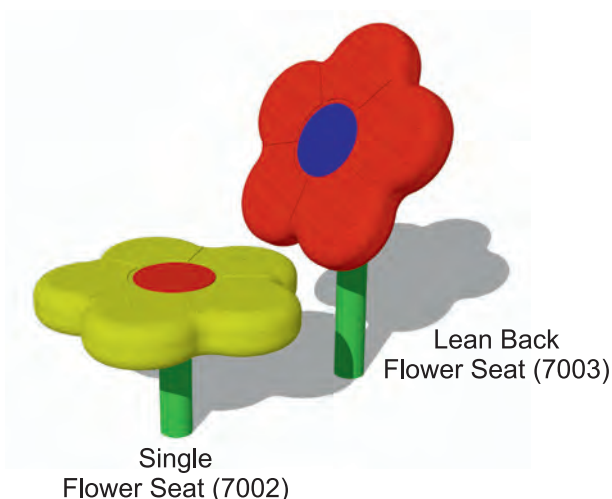
2+

**Dimensions:** Dia (each seat): 0.50m  
H (low seats): 0.20m - 0.40m  
H (high seats): 0.40m - 0.60m

**Materials:** EPDM rubber, mild steel, zinc primed, green polyester powder coated posts

**Assembly:** Assembly & groundworks required

### Single & Lean Back Flower Seat




Single Flower Seat (7002)

Lean Back Flower Seat (7003)


**Dimensions:** Dia (each seat): 0.50m  
H: 0.20m - 0.60m

### Double Flower Bench (7004)




**Dimensions:** Dia (each seat): 0.50m  
L: 1.39m H: 0.30m - 0.60m

### 3 Seat Flower Bench (7005)



**Dimensions:** Dia (each seat): 0.50m  
L: 1.90m H: 0.30m - 0.60m

### 4 Seat Flower Bench (7006)

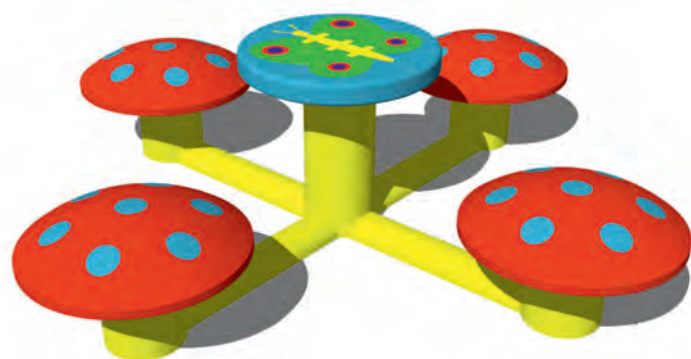


This seat comes in 2 halves so it can be installed around a tree or post.

**Dimensions:** Dia (each seat): 0.50m  
Dia (inside): 1.20m H: 0.30m - 0.60m

## Mushroom & Disc Seats

### Mushroom Seat & Disc Table Set (7101/4)



The items in the Mushroom Seat range are made from sturdy, powder coated steel frames with seats moulded from the same type of rubber used for soft play surfaces.

These Mushroom seat combinations are a great way to add a splash of colour to a playground or park area. They are perfect for quiet seating areas or imaginative play schemes, for small groups of children.

The Single Mushroom Seats are ideal for adding to a Storytelling area along with our Storyteller's Chair.


They are available in five colours, red, blue, green, yellow and black.



2+

**Dimensions:** Dia (table): 0.56m (with a 4cm parasol hole) Dia (seats): 45cm  
H (seats): 0.30m  
**Materials:** EPDM rubber, mild steel, zinc primed, powder coated posts  
**Assembly:** Assembly & groundworks required

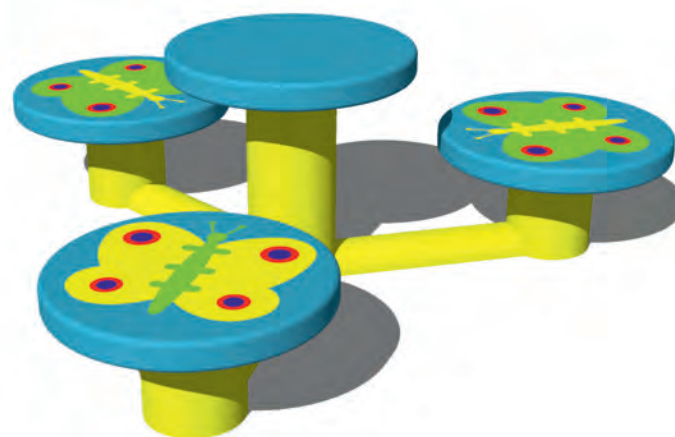
### Mushroom Seats Single (7102/S)



Triple Mushroom Seat (7102/T)


**Dimensions:** Dia (each seat): 0.45m  
H:(Single): 0.3m/ 0.4m/ 0.5m/ 0.6m  
H (Double & Triple): 0.40m

### Disc Seat & Table Set Three Seats (7103/3)



**Dimensions:** Dia (each seat): 0.50m  
L: 1.45m W: 1.45m H: 0.50m

### Rubber Disc Seats



These Rubber Disc Seats are great for providing seating for small groups of children. The seats are available in a wide range of bright colours, red, blue, green, yellow and black and can be mixed and matched with the stems to create different colour combinations.

At a small additional cost, you can add animal, shape or number inserts for extra fun!



Single (7104/S)



Double (7104/D)



Triple (7104/T)

**Dimensions:** Dia (each seat): 0.45m  
L: 0.87m H (Single): 0.38m  
H (Double & Triple): 0.36m