Kemtron
Proven EMC Shielding Performance

Connector Gaskets for RFI/EMI Shielding



Product Overview

Kemtron manufacture a range of gaskets to suit many standard size connectors which require an EMI/RFI gasket with optional environmental seal. The choice of material is vast and connector gaskets are available from virtually all of the flat sheet EMI materials manufactured by Kemtron. Listed below are a range of gaskets available from our own tools, also a list of the more common materials and thicknesses. If those listed below do not meet with your exact requirements, we would be pleased to manufacture gaskets to your own design using inexpensive tooling.

Notice

Information supplied in these data sheets is based on independent and laboratory tests which Kemtron believes to be reliable. Kemtron has no control over the design of customer's product which incorporates Kemtron's products, therefore it is the responsibility of the user to determine the suitability for his particular application and we recommend that the user make his own test to determine suitability.

The product described in this data sheet shall be of standard quality, however the products are sold without warranty of fitness for a particular purpose, either expressed or implied, except to the extent expressly stated on Kemtron's invoice, quotation or order acknowledgement. Kemtron does not warrant that products described in this data sheet will be free of conflict with existing or future patents of third parties. All risks of lack of fitness, patent infringement and the like are assumed by the user.

19-21 Finch Drive, Springwood Industrial Estate, Braintree, Essex CM7 2SF, United Kingdom. **T** +44 (0)1376 348115, **F** +44 (0)1376 345885, **E** info@kemtron.co.uk, www.kemtron.co.uk

Kemtron
Proven EMC Shielding Performance

Connector Gaskets for RFI/EMI Shielding

Technical Specifications

MIL Connector Gaskets

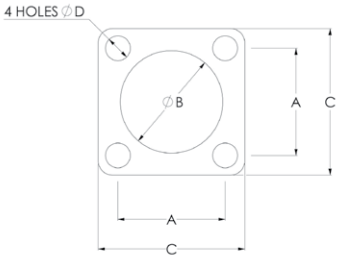

91 Connector Gaskets

MIL-C-81511

Shell Size	Dim A	Dia B	Dim C	Dia D
8	15.09	14.43	20.62	3.5
10	18.26	17.27	23.80	3.5
14	23.01	23.83	28.58	3.5
16	24.61	27.00	31.75	3.5
18	26.97	30.20	34.11	3.5
20	29.36	33.32	37.26	3.5
22	31.75	36.50	39.67	3.5
24	34.93	39.70	43.26	4.0

92 Connector Gaskets

MIL-C-5015

Shell Size	Dim A	Dia B	Dim C	Dia D
8	15.09	12.70	22.23	4.5
10	18.26	15.88	25.40	4.5
12	20.65	19.05	27.79	4.5
14	23.01	22.23	30.18	4.5
16	24.61	25.40	32.54	4.5
18	26.97	28.58	34.93	5.0
20	29.36	31.75	38.10	5.0
22	31.75	34.93	41.28	5.0
24	34.93	38.10	44.45	5.5
28	39.67	44.45	50.80	5.5
32	44.45	50.80	57.15	6.0
36	49.23	55.58	63.50	6.0
40	55.58	61.93	69.85	6.0
44	60.33	70.64	76.20	6.0
48	66.68	76.99	82.55	6.0

93 Connector Gaskets

MIL-C-38999

Shell Size	Series	Dim A	Dia B	Dim C	Dia D
8	II	15.09	16.25	21.34	4.0
9	I	18.26	19.30	24.51	4.0
10	II	18.26	19.30	24.51	4.0
11	I & IV	20.62	22.48	26.92	4.0
12	II	20.62	22.48	26.92	4.0
13	I & IV	23.01	25.78	29.29	4.0
14	II	23.01	25.78	29.29	4.0
15	I & IV	24.61	29.05	31.95	4.0
16	II	24.61	29.05	31.95	4.0
17	I & IV	26.97	32.25	34.32	4.0
18	II	26.97	32.25	34.32	4.0
19	I & IV	29.36	35.18	38.10	4.0
20	II	29.36	35.18	38.10	4.0
21	I & IV	31.75	38.35	41.28	4.0
22	II	31.75	38.35	41.28	4.0
23	I & IV	34.93	41.53	44.45	4.5
24	II	34.93	41.53	44.45	4.5
25	I & IV	38.10	44.70	47.63	4.5

D Connector Gaskets

95 Elastomer D Type Range

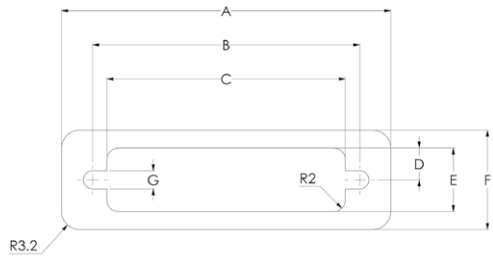

No.Pins	A	B	C	D	E	F	G
9	35.8	24.9	19.8	5.6	11.2	17.5	3.2
15	44.2	33.3	28.2	5.6	11.2	17.5	3.2
25	57.9	47.0	41.9	5.6	11.2	17.5	3.2
37	74.4	63.5	58.2	5.6	11.2	17.5	3.2
50	72.1	61.2	53.6	7.1	13.9	20.3	6.1

94 Metallic D Type Range

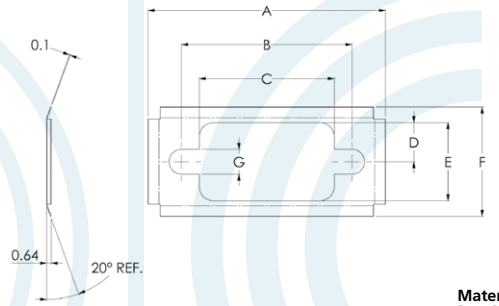

No.Pins	A	B	C	D	E	F	G	Material & Part No. BeCu	Material & Part No. SS
9	35.8	24.9	19.8	5.6	11.2	17.5	3.2	94-768	94-778
15	44.2	33.3	28.2	5.6	11.2	17.5	3.2	94-769	94-779
25	57.9	47.0	41.9	5.6	11.2	17.5	3.2	94-770	94-780
37	74.4	63.5	58.2	5.6	11.2	17.5	3.2	94-771	94-781
50	72.1	61.2	53.6	7.1	13.9	20.3	6.1	94-772	94-782

How To Order

Material	Thickness	Material Code
410	0.8	1
420	0.8	2
410	1.6	3
420	1.6	4
525	0.5	5
535	0.8	6
515	0.5	7
545	0.8	8
1200 SNG	1.6	9
1200 SSA	1.6	10
1200 SSC	1.6	11

Select the table number EG: 93 then choose material from the list EG: 3 followed by the shell size or for D connectors the number of pins / EG: shell 18

Example	
933 / 18	= connector gasket to suit MIL-C-38999 dimensions using Kemtron 410 material in thickness 1.6mm in shell size 18

19-21 Finch Drive, Springwood Industrial Estate, Braintree, Essex CM7 2SF, United Kingdom. **T** +44 (0)1376 348115, **F** +44 (0)1376 345885, **E** info@kemtron.co.uk, www.kemtron.co.uk