
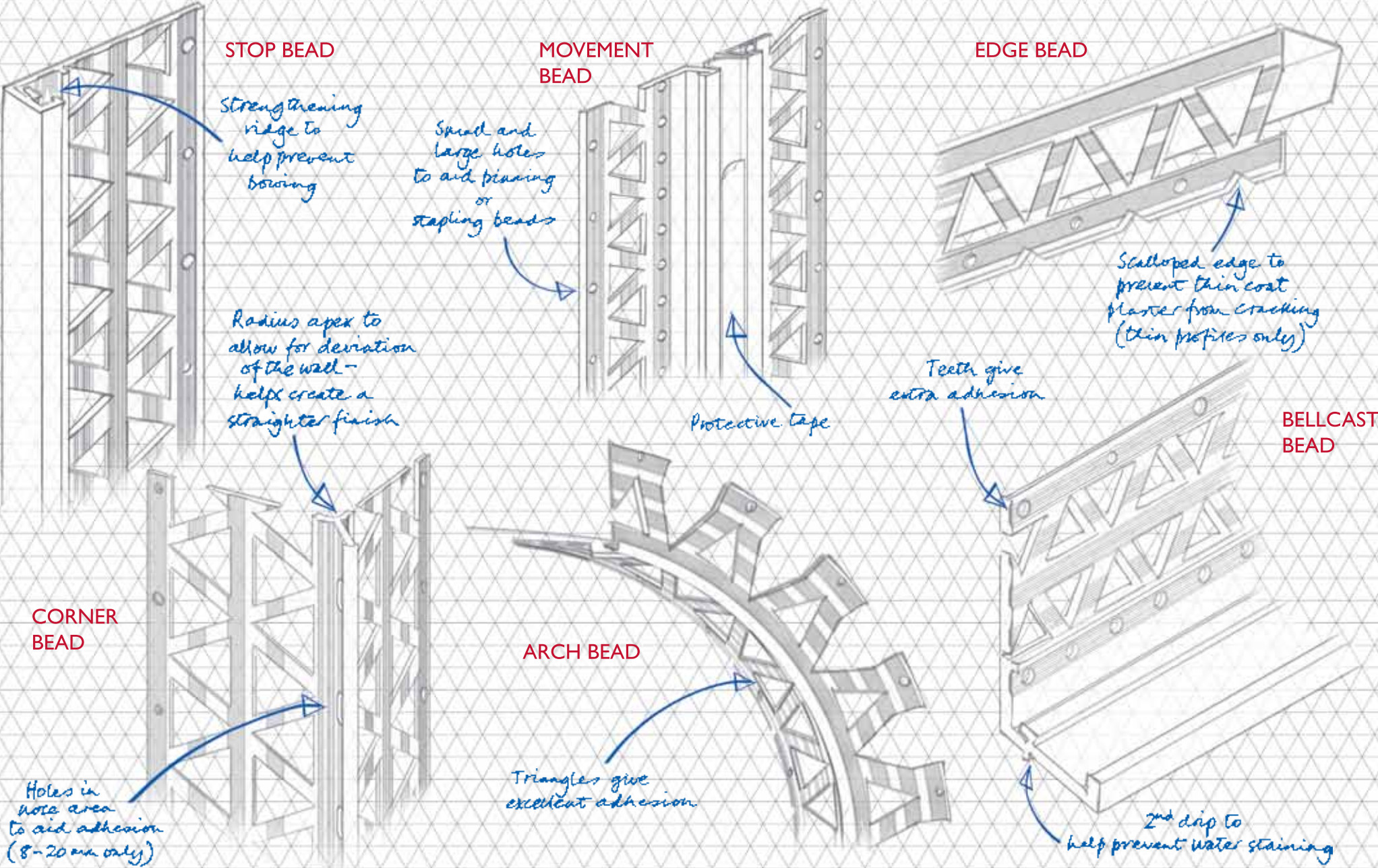


DELSYS PVCu beads  
for expert plastering and rendering



IT'S ALL ABOUT **THE FINISH**

# Understanding the art of rendering & plastering





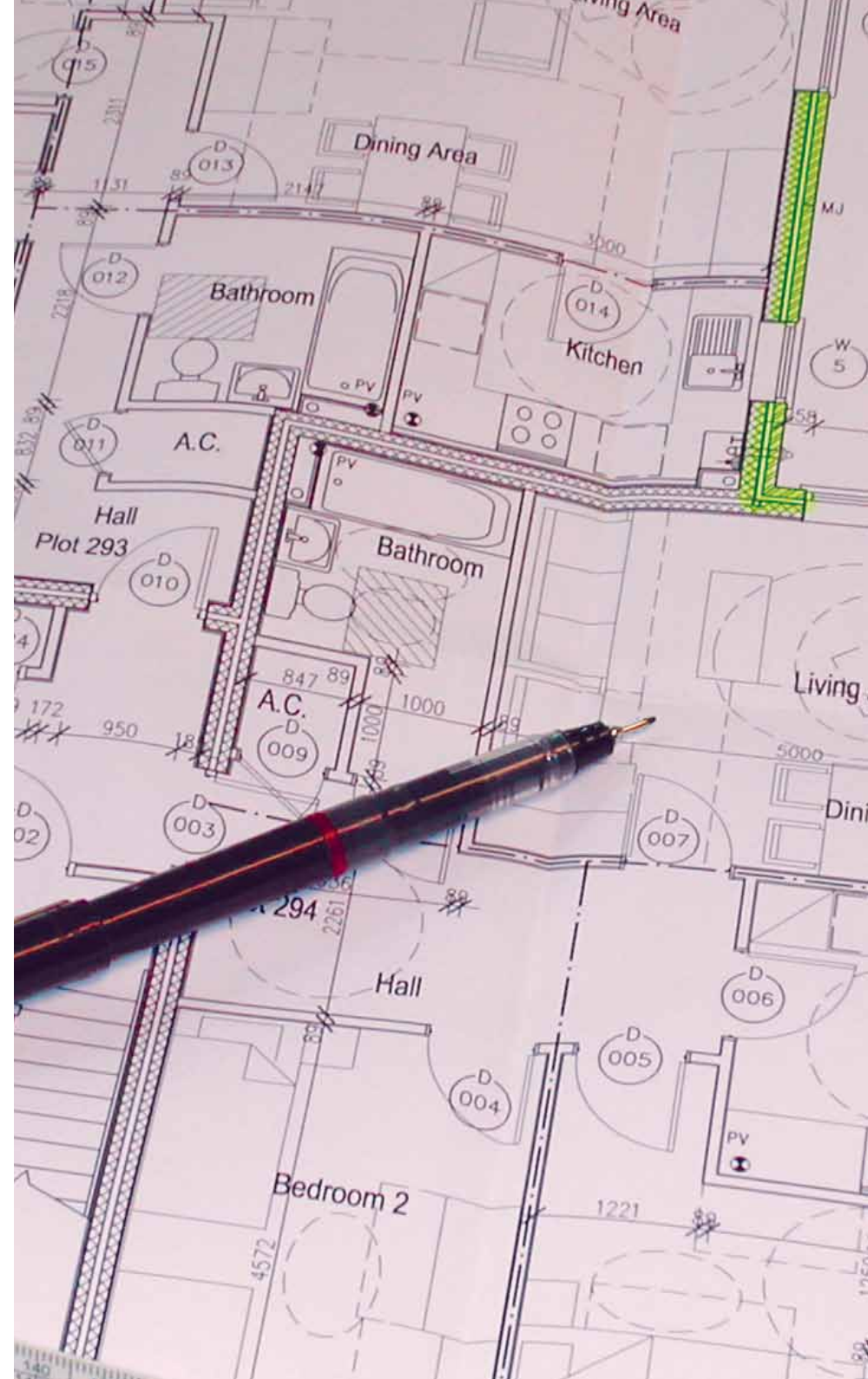
Expert plastering and rendering is a skill and we know that professional craftsmen always prefer to use the best materials.

Using a considerable knowledge of the market, our UK design team has created the Delsys range with a variety of special features intended to help create the kind of finish craftsmen want.

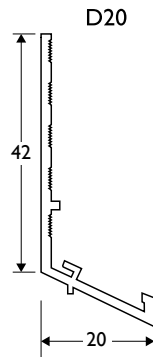
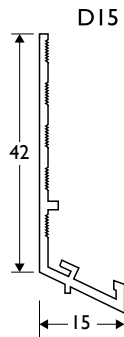
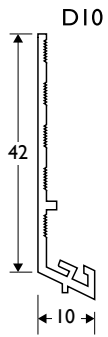
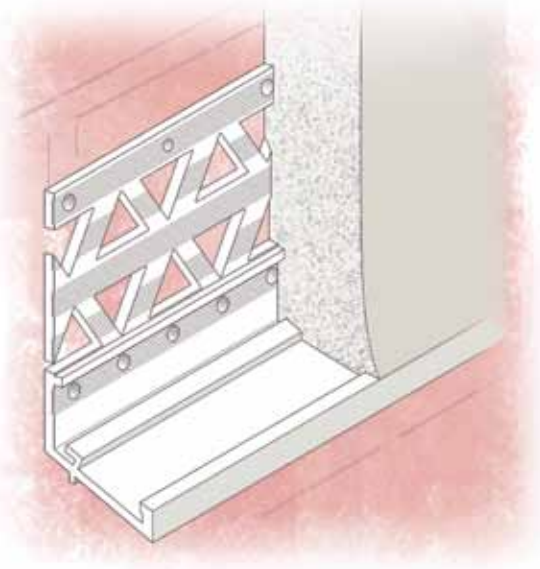
In circumstances where PVCu bead is specified or preferred, the Delsys range will help you achieve a better result.

Delsys PVCu beads. Designed to create the perfect finish.

[www.delsys.co.uk](http://www.delsys.co.uk)

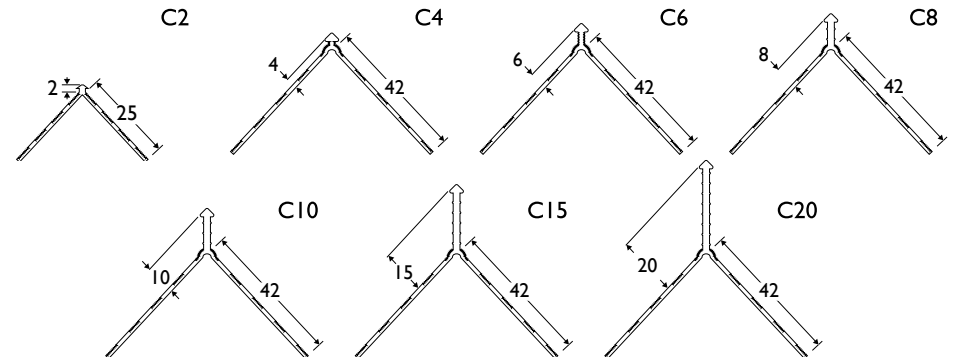
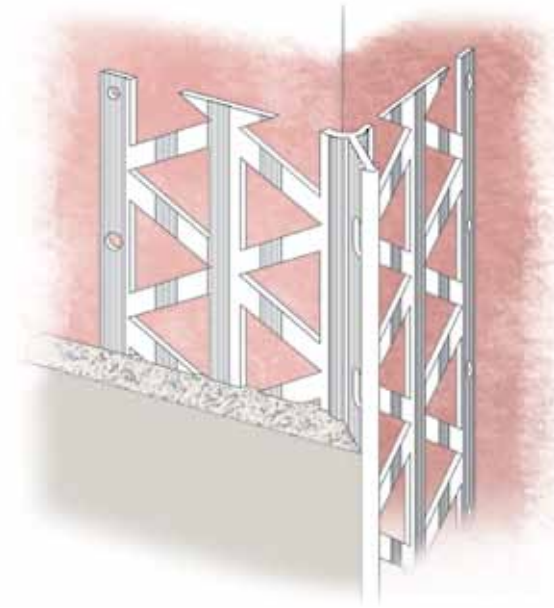


# BELLCAST BEAD



PRODUCT CODE	RENDER DEPTH RANGE	LENGTH	QUANTITY PER BOX
D10	6 - 12mm	2.5m	25
D15	10 - 17mm	2.5m	25
D20	13 - 22mm	2.5m	25

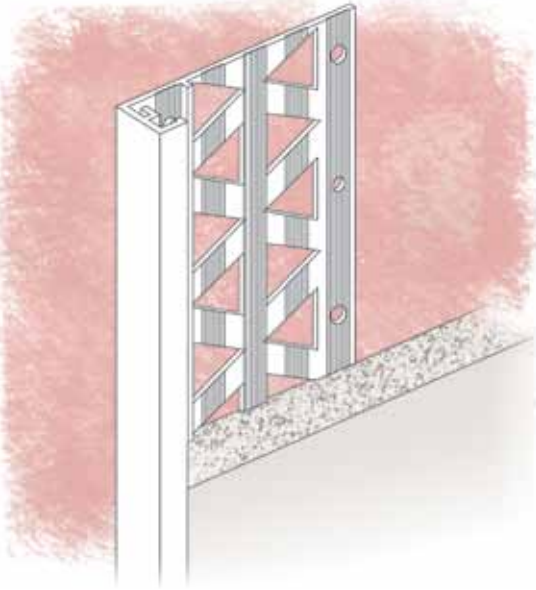
# CORNER BEAD



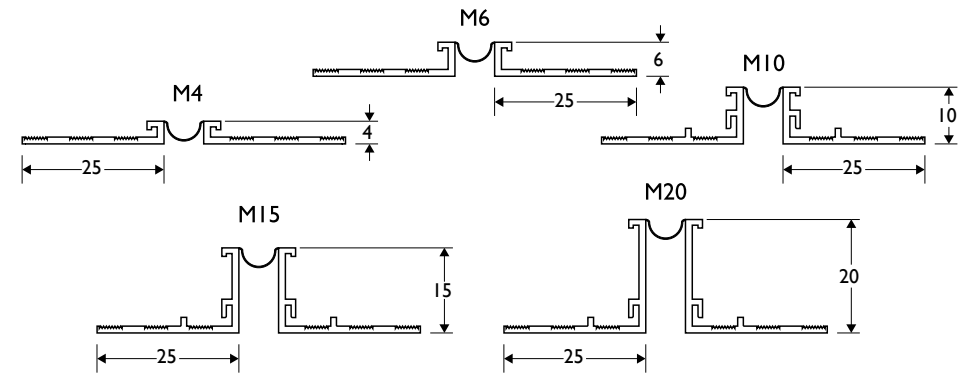
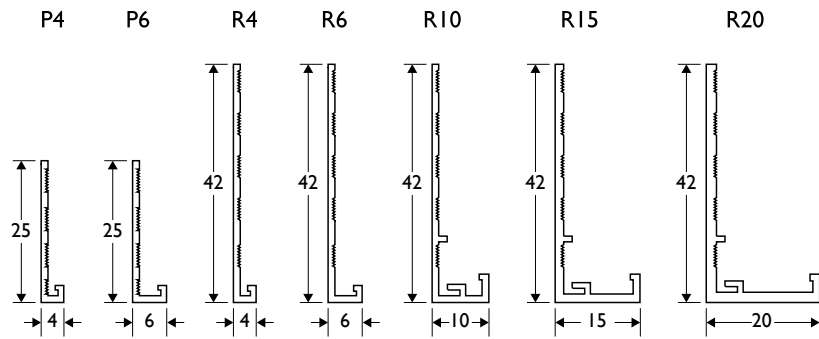
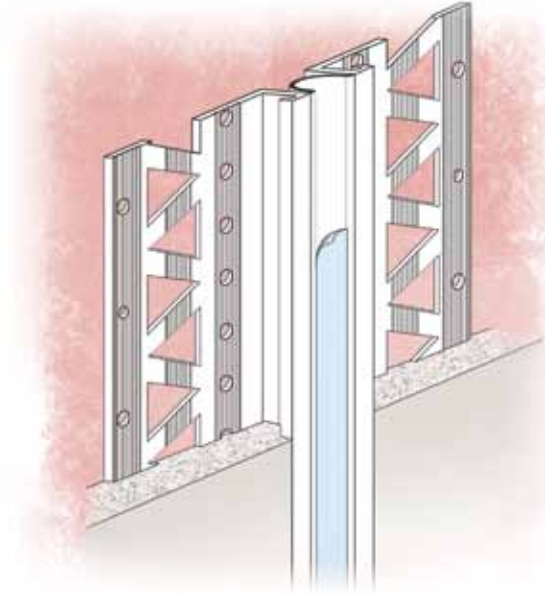
PRODUCT CODE	RENDER DEPTH RANGE	LENGTH	QUANTITY PER BOX
C2	2 - 3mm	2.5m	25
C4	4 - 6mm	2.5m	25
C6	6 - 8mm	2.5m	25
C8	8 - 10mm	2.5m	25
C10	10 - 12mm	2.5m	25
C15	15 - 17mm	2.5m	25
C20	20 - 23mm	2.5m	25



# STOP BEAD



# MOVEMENT BEAD

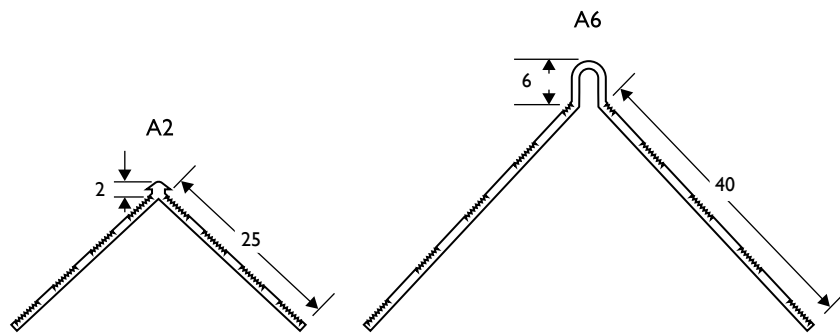
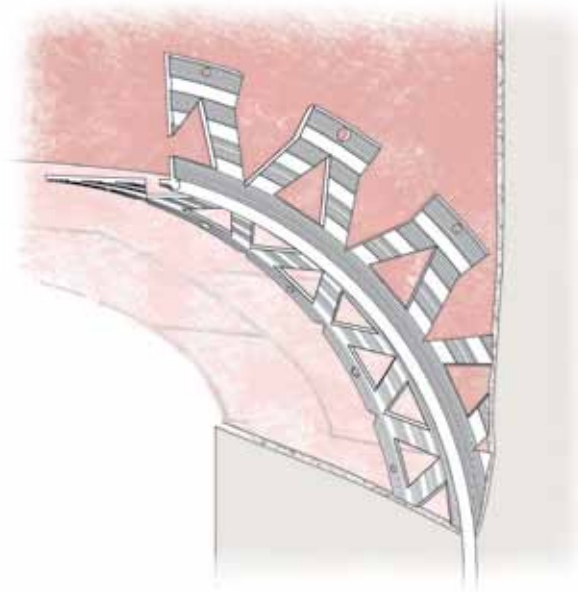


PRODUCT CODE	RENDER DEPTH RANGE	LENGTH	QUANTITY PER BOX
P4	4mm	2.5m	25
P6	6 - 8mm	2.5m	25
R4	4mm	2.5m	25
R6	6 - 8mm	2.5m	25
R10	10 - 12mm	2.5m	25
R15	15 - 17mm	2.5m	25
R20	20 - 22mm	2.5m	25

PRODUCT CODE	RENDER DEPTH RANGE	LENGTH	QUANTITY PER BOX
M4	4 - 6mm	2.5m	25
M6	6 - 8mm	2.5m	25
M10	10 - 12mm	2.5m	25
M15	15 - 17mm	2.5m	25
M20	20 - 22 mm	2.5m	25

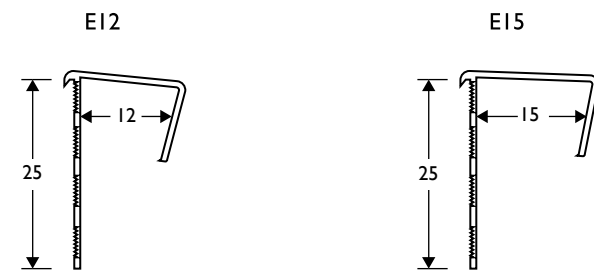
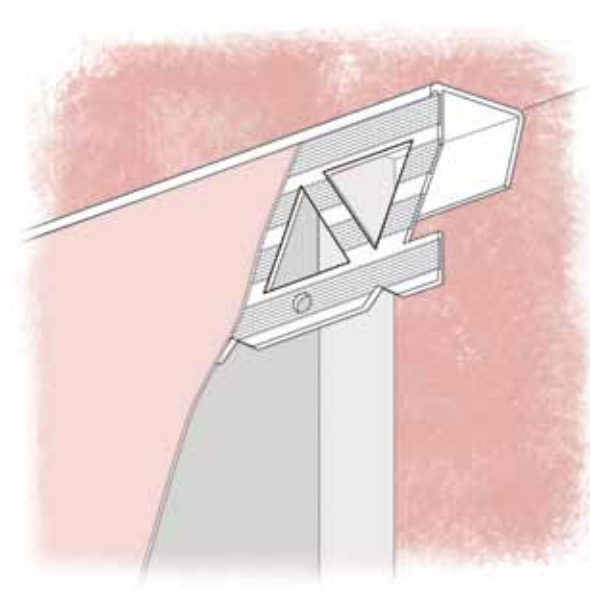


## ARCH BEAD



PRODUCT CODE	RENDER DEPTH	LENGTH	QUANTITY PER BOX
A2	2mm	2.5m	25
A6	6mm	2.5m	25

## EDGE BEAD



PRODUCT CODE	BOARD DEPTH	LENGTH	QUANTITY PER BOX
E12	12mm	2.5m	25
E15	15mm	2.5m	25



### Storage

Store flat away from heat and direct sunlight.

### Cutting instructions

Use snips or a fine-toothed hacksaw to cut bead to the desired length.

### Fixing products

Choose the appropriate size bead that suits the render depth.

Plumb a straight line and embed the bead into dabs of mortar or adhesive mortar.

Mechanical fixings can be used to help obtain a straight line but care must be taken not to distort or kink the bead.


A mastic seal should be used between movement joints to prevent water ingress.

Delsys beads can be used internally or externally and are manufactured in an exterior grade uv resistant PVCu material.

The profiles should always be installed to the system designer's or render manufacturer's guidelines.

## COLOURS


In addition to white, selected beads are available in




IVORY




LIGHT GREY




DARK GREY



BEIGE



TERRACOTTA




ROSE

Further information, including Delsys product specification sheets, is available on our website:

[www.delsys.co.uk](http://www.delsys.co.uk)

Telephone our sales team on **01562 515200**

## THE FINISH



**DELSYS**

[www.delsys.co.uk](http://www.delsys.co.uk)

Distributor:

**Protektor UK Limited**

Protektor House, Frederick Road, Hoo Farm Industrial Estate  
Kidderminster, Worcestershire, England, DY11 7RA

Telephone 01562 515200

10 Carlyle Avenue, Hillington Park, Glasgow, Scotland, G52 4JJ

Telephone 0141 810 4411