


- Flammable, Oxygen or Toxic Gases
- Wall or panel mount
- Two alarm stages + relays
- Internal or remote sensor
- Compact size
- Low power consumption
- 4-20mA analogue output
- Sealed to IP65 rating
- Extensive fault detection circuitry
- Delay to alarm options



Application

A fixed single point alarm unit that meets the requirements for economic and reliable monitoring of gas levels in a wide range of environments from commercial premises through to heavy industrial applications which may require hazardous area sensing.

Typical monitor locations are - public buildings, boiler plant rooms, swimming pools, water treatment works, H&V control systems, manufacturing and process plants.

Technical Data

Measuring Range

- Combustible Gas - LEL, % Vol, ppm
- Toxic Gas - ppm, % Vol
- Oxygen - % vol - Depletion or Enrichment
- Any 4~20mA input signal

Indicators

- Digital Display 3¹/₂ Digit
- Power - Green L.E.D.
- Switch on delay power indicator flashing - 45 secs
- Alarms Lo/Hi - Red L.E.Ds
- Fault - Amber L.E.D.
- System Test - Alarm L.E.D.s flashing
- Alarm relay inhibit - Fault L.E.D. on

Audible Alarm

- Low, High and Fault Alarms

Power Supply

- 230/115v AC 50/60 Hz or 24vDC
The two voltages may be utilised simultaneously - standby battery

Power Consumption

- 4 watts - full alarm

Outputs

- Low, High and fault alarm relays -SPCO normally de-energised - energised option
- Lo gas alarm relay SPCO normally energised - de-energised option latched or unlatched
- Fault relay SPCO normally de-energised - energised option
- All contacts rated 5A - 230v AC
- 4-20mA/1-5v
- Output 24vDC @ 100mA max - auxiliary equipment (non inductive)

Alarm Settings

- Digital setting (fully adjustable between zero and full scale)
- Delay to alarm options - 10/30 seconds, 10 minutes

Sensor Inputs

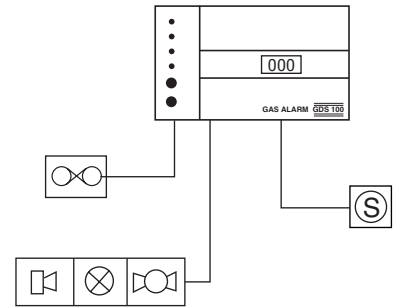
- Bridge type 3 wire detector mv (Catalytic)
- 4-20mA (electrochemical / infrared)

Sensor Cable

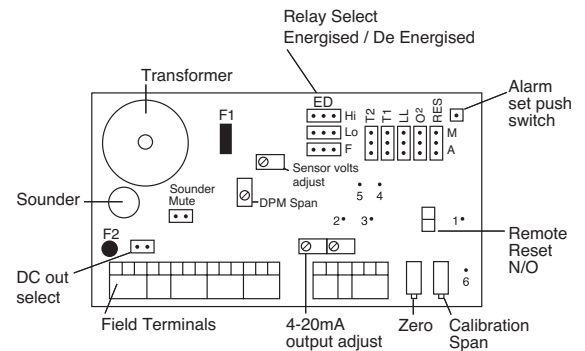

- 3 core 1.5mm² screened 1.5km

Miscellaneous

- Operating temperature -10 to +50°C
Storage temperature -10 to 65°C
- Alarm relay inhibit during calibration
- Sounder Inhibit
- System function test switch
- Dimensions L200mm H120mm D58mm
- Weight 0.8 kg
- Protection IP65
- Field Terminals - screw type 2.5mm
- Cable entry - top, bottom, sides, rear



Sensors



Field Terminals

1	2	3	4	5	6	7	8	9	10	11	12	13	14
E	L	N	+	-	Nc	C	No	Nc	C	No	Nc	C	No
Mains in			IN/OUT DC		Low Alarm			High Alarm			Fault		

15	16	17	18	19	20
-	+	E	P	Y	W
4-20mA		Sensor			



GDS Technologies Ltd

Fusion Point, Ash Lane
Garforth, Leeds LS25 2GA
Tel +44 (0)113 286 0166
Fax +44 (0)113 287 8178
sales@gds-technologies.co.uk
www.gds-technologies.co.uk

