



designer panels

Easy to install, high finish, waterproof, hygienic wall & ceiling coverings.

Applications

Suitable for wall and ceiling mounting, and although specifically conceived for bathroom and showers, are equally suitable for other living or commercial space.

Description

The system is made up of PVC planks, 10mm thick, which are easily fitted together and fixed. Panels are typically 250mm wide, for all available lengths and widths refer to price list.

Samples

Samples are available on a next day delivery basis; contact us with details of which styles and colours are of interest.

Deliveries


All items are available to be delivered on a next day basis, however our more popular items are also available for collection, please see price list for details.

Tel: 0114 2799188
Fax: 0114 2799175
sales@ipsluk.co.uk
www.ipsluk.co.uk







Textured tinto




amazon




glacier




desert




savannah



sky blue



sahara

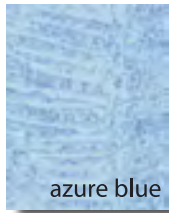


mango

prado




orange



azure blue

sirus



monterey



frisco blue

Tile Effect mosaic




blue




grey



jade



beige



rose


quadro



beige



tournesol




baltic blue

florentine



grey










sand

tinto amazon & desert















Gloss Marble classico





orion



sumatra



savoy



sumatra grey

please note due to the limitations of the printing process,
colour accuracy cannot be guaranteed





Woodgrain patina



forest



ligno



Tel: 0114 2799188
Fax: 0114 2799175
sales@ipsluk.co.uk
www.ipsluk.co.uk


for available lengths and widths please refer to the separate price list



designer panels for ceilings

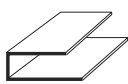
Ceiling Panels

Easy to install, high finish, waterproof, no maintenance

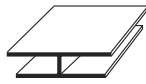


All panels are suitable for ceiling mounting, although the styles most commonly used on ceilings are Matt White (5m), Gloss Pearl White (5m). White with Silver Highlights (5.85m). For longer spans use the "H" joint (shown below).

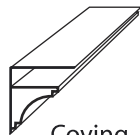
Panels have a tongue and groove jointing system that makes fitting easy. Along the leading edge of each plank is a thin flange that is screwed through for fixing each screw is hidden as the next panel slides into place. Screws should be every 30-50cm either to the existing ceiling or to pre-fitted battens. Down lighters may be fitted through the panel as long as panels are not heated beyond their 60°C softening point. The perimeter can be finished using an Edge Trim or Ceiling Cove. The last panel is fixed in place, then cut off the back of the last cove/edge trim and fix in place with adhesive. Coving must be mitred to finish corners.



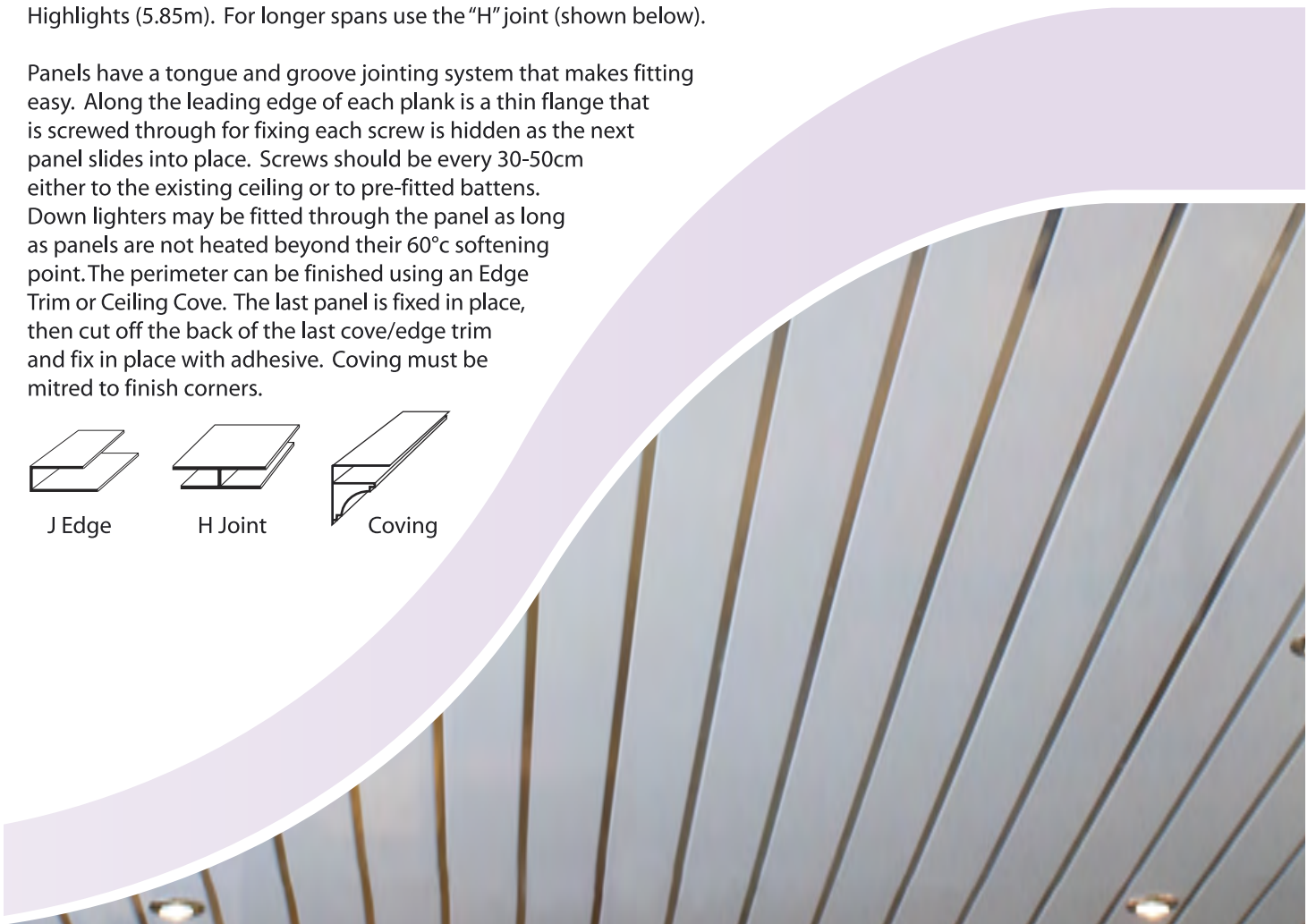
J Edge



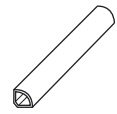

H Joint



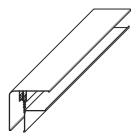
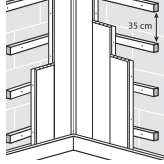
Coving



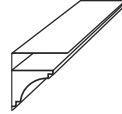
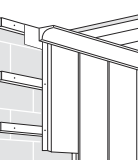
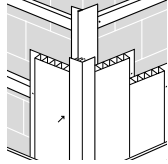
Finishing Trims



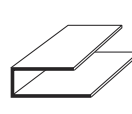
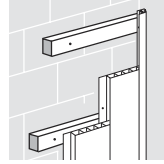
QU15
15mm
Quadrant



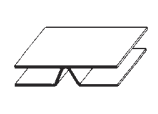
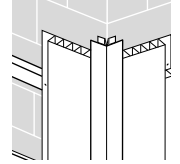
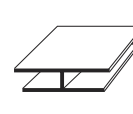
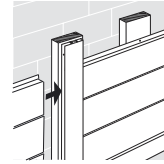
102/2
Multi-functional
Corner



112
Wall/Ceiling
Coving

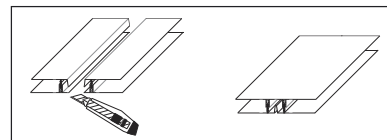



100
Edge
Trim



103
'H' Section
Joint

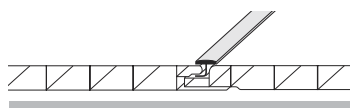
117
Flexi-
Corner



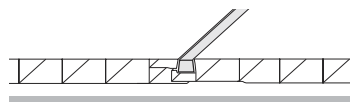
106/2
Multi-functional Joint
and Finishing Trim



Cladseal
waterproof
bottom edge



602 'J' Shaped Strip
L: 2.7m (Domed Finish)
Colours: Shining Gold, Shining Silver
Will fit all the panels
described in this brochure



603 Self-Adhesive Trapezoidal Strip
L: 2.7m (Flush Finish)
Colours: Shining Gold, Shining Silver
Ideal for ceiling panels. Fits only Labo,
Sumatra, Firenze, Orion & Savoy Ranges.



Highlight Strips

