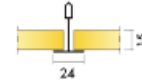


# Ecophon Hygiene™ Meditec A



Suitable application areas are hospitals: patient, treatment or examination rooms. Ecophon Hygiene Meditec A has an exposed grid system. Each tile is demountable.

## SYSTEM AND PRODUCT DESCRIPTION

The system consists of Ecophon Hygiene Meditec A tiles and Ecophon Connect grid systems, with an approximate weight of 2,5 kg/m<sup>2</sup>. The tiles are manufactured from high density glass wool. The visible surface has a reinforced Akutex T coating that can withstand the use of disinfecting chemicals. The back of the tile is covered with glass tissue. The edges are primed. The grid is manufactured from galvanized steel. For best performance and system quality, use Ecophon Connect grid and accessories.

## SYSTEM RANGE

| Size, mm     | 600 | 1200 |
|--------------|-----|------|
| T24          | X   | X    |
| Thickness    | 15  | 15   |
| Inst. diagr. | m90 | m90  |



Meditec A tile

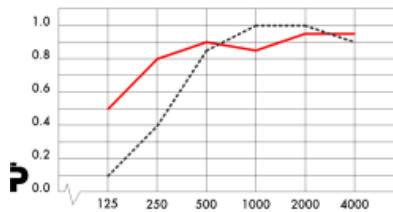


Section of Meditec A system

## ACOUSTICS:

**SOUND ABSORPTION:** Test results according to EN ISO 354. Classification according to EN ISO 11654, and the single value ratings for NRC and SAA according to ASTM C 423.  
**SOUND INSULATION:** Not applicable.  
**SOUND PRIVACY:** Not applicable.

$\alpha_p$  Practical sound absorption coefficient



Frequency, Hz

— Ecophon Hygiene Meditec A 200 mm o.d.s.

... Ecophon Hygiene Meditec A 50 mm o.d.s.

o.d.s = overall depth of system

| Product          | Hygiene Meditec A |      |    |
|------------------|-------------------|------|----|
| O.d.s. mm        | 400               | 200  | 50 |
| Absorption class | A                 |      | C  |
| NRC              | 0.85              | 0.8  |    |
| SAA              | 0.88              | 0.83 |    |



Meditec A system



Manual wet cleaning of Meditec A

**ACCESSIBILITY:** The tiles are demountable. Minimum demounting depth according to installation diagram.

**CLEANABILITY:** Daily dusting and vacuum cleaning. Weekly wet cleaning. Can withstand the use of common disinfecting chemicals.

**LIGHT EFFICIENCY:** White 010, nearest NCS colour sample S 0502-Y, 84% light reflectance (of which more than 99% is diffuse reflection).

**INFLUENCE OF CLIMATE:** The tiles withstand a permanent ambient RH up to 95% at 30°C without sagging, warping or delaminating (ISO 4611).

**INDOOR CLIMATE:** Certified by the Indoor Climate Labelling, recommended by the Swedish Asthma and Allergy Association, and can be used in rooms classified as ISO class 5/M2.5.

**ENVIRONMENTAL INFLUENCE:** Granted the Nordic Swan eco-label. Fully recyclable.

**FIRE SAFETY:** Reaction-to-fire classifications.

| Country | Standard         | Class    |
|---------|------------------|----------|
| UK      | BS 476 Parts 6&7 | Class 0  |
| Europe  | EN 13501-1       | A2-s1,d0 |

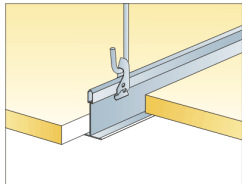
The glass wool core of the tiles is tested and classified as non-combustible according to prEN ISO 1182. The system is classified as fire protective covering according to NT FIRE 003. See Functional demands, Fire safety.

**MECHANICAL PROPERTIES:** For information regarding live load and requirements for load bearing capacity, see installation diagram. Conditions: See Functional demands, Mechanical properties.

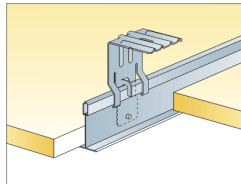
**INSTALLATION:** Installed according to installation diagram M90, which includes information regarding minimum overall depth of system. Cut edges must be sealed with Connect Edge paint 0691. Penetrations must be sealed with silicone based anti-fungicide sealant.

www.ecophon.co.uk, CADsupport, Product selector, Specification, Maintenance manual

# ECOPHON HYGIENE MEDITEC A



Suspension with adjustable hanger and clip



Suspension with direct bracket

Live load/Load bearing capacity

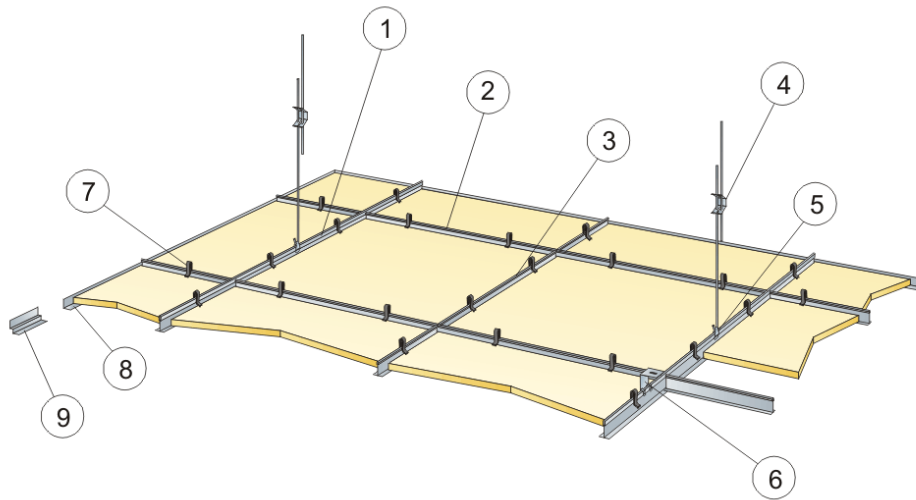


Vertical measurements

## Quantity specification (excl. wastage)

|   | Size, mm             |                      |
|---|----------------------|----------------------|
|   | 600x600              | 1200x600             |
| Hygiene Meditec A   | 2.8/m <sup>2</sup>   | 1.4/m <sup>2</sup>   |
| 2 Connect T24 Main runner, c1200                                  | 0.9 m/m <sup>2</sup> | 0.9 m/m <sup>2</sup> |
| 3 Connect T24 Cross tee, L=1200 mm, c600                          | 1.7 m/m <sup>2</sup> | 1.7 m/m <sup>2</sup> |
| 4 Connect T24 Cross tee, L=600                                    | 0.9 m/m <sup>2</sup> | -                    |
| 5 Connect Adjustable hanger c1200 (max distance from wall 600 mm) | 0.7 m/m <sup>2</sup> | 0.7 m/m <sup>2</sup> |
| 6 Connect Hanger clip   | 0.7 m/m <sup>2</sup> | 0.7 m/m <sup>2</sup> |
| 7 For direct fixing without clips: Connect Direct bracket, c1200  | 0.7 m/m <sup>2</sup> | 0.7 m/m <sup>2</sup> |
| 8 Connect Universal clip 0083                                     | 11/m <sup>2</sup>    | 7/m <sup>2</sup>     |
| 9 Connect Angle trim (fixed at 300 mm centres)                    | as required          | as required          |
| 10 Connect Shadow-line trim (fixed at 300 mm centres)             | as required          | as required          |
| 11 Connect Inspection panel C1                                    | as required          | as required          |

# INSTALLATION DIAGRAM (M90) FOR MEDITEC A



M90

© Ecophon Group

## Quantity specification (excl. wastage)

|  | Size, mm             |                      |
|--|----------------------|----------------------|
|  | 600x600              | 1200x600             |
| Hygiene Meditec A  | 2.8/m <sup>2</sup>   | 1.4/m <sup>2</sup>   |
| 1 Connect T24 Main runner, installed at 1200 mm centres                                      | 0.9 m/m <sup>2</sup> | 0.9 m/m <sup>2</sup> |
| 2 Connect T24 Cross tee, L=1200 mm, installed at 600 mm centres                              | 1.7 m/m <sup>2</sup> | 1.7 m/m <sup>2</sup> |
| 3 Connect T24 Cross tee, L=600 mm  | 0.9 m/m <sup>2</sup> | -                    |
| 4 Connect Adjustable hanger, installed at 1200 mm centres (max. distance from wall 600 mm)   | 0.7/m <sup>2</sup>   | 0.7/m <sup>2</sup>   |
| 5 Connect Hanger clip  | 0.7/m <sup>2</sup>   | 0.7/m <sup>2</sup>   |
| 6 For direct installation without clip: Connect Direct bracket, installed at 1200 mm centres | 0.7/m <sup>2</sup>   | 0.7/m <sup>2</sup>   |
| 7 Connect Universal clip 0083  | 11/m <sup>2</sup>    | 7/m <sup>2</sup>     |
| 8 Connect Angle trim, fixed at 300 mm centres  | as required          | as required          |
| 9 Connect Shadow-line trim, fixed at 300 mm centres  | as required          | as required          |