



Aquaclad

Aquabord

Aquafloor



**proclad**


Decorative panels

The system is made up of PVC panels 10mm or 8mm with a tongue and groove profile, easily fitted and fixed with adhesive.




### Applications

Suitable for wall and ceiling mounting, and although specifically conceived for bathroom and showers, are equally suitable for other living or commercial space.



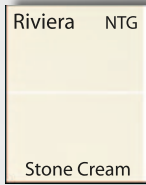

## Laminate Range (L)

Tough waterproof laminate face and back with a waterproof foam core 2400x1200x10mm, easily fitted and fixed with adhesive.





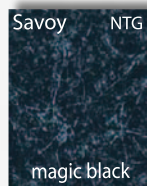
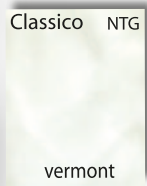
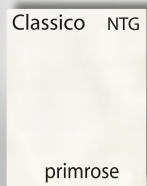

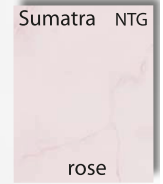

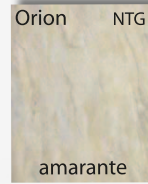

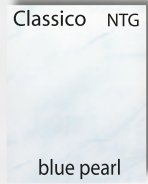
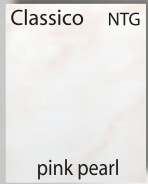
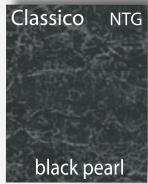
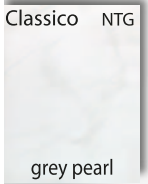

## Lifetime Warranty





# Aquaclad

## Narrow T&G Range (NTG)









2400 x 1200 x 10 mm



# Aquabord


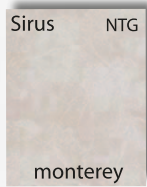
## Wide T&G Range (WTG)












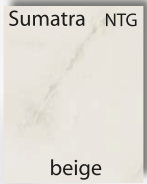
Made with tough polymers with 0.3mm wear thickness

# Aquafloor

8 beautiful decors ideal for bathrooms and shower areas



Samples are available on a next day delivery basis; contact us with details of which styles and colours are of interest.




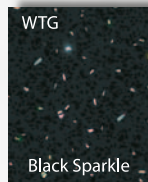



### Deliveries

Orders are usually despatched from stock. We prefer to deliver by our own vehicles but if necessary we also despatch by carriers for 'next day' delivery. Collection can be made from our Sheffield premises.

T&G large waterproof PVC panels 2400x1000x10.5mm, easily fitted and fixed with adhesive.

2400 x 1000 x 10.5mm



YDM-12-9 Janeiro

YDM-16-2 Salvador


## 100% Waterproof

YDM-10-7 Warm Ash

YDM-12-6 Brasilia



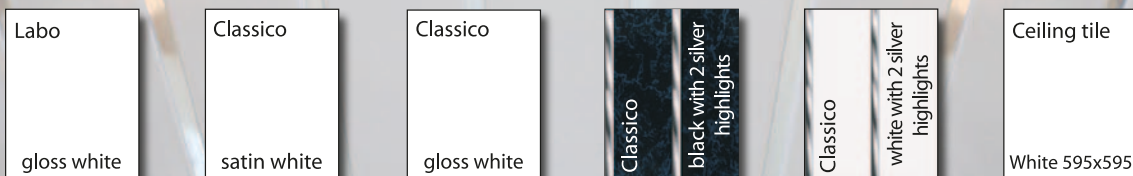
## Proclad Colour Range



Dimensions - 2440 x 1220 x 2.5mm. Colour matched trim and silicone available.  
Can be supplied as either individual panels, or 2 and 3 wall shower kits.

## Ceiling Panel Range

Easy to install, high finish, waterproof, no maintenance, see below for colour range.



Ceiling plank with Silver Highlights 250mm wide

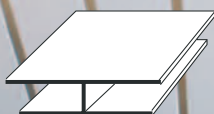


Ceiling plank with no Silver Highlights and all wall panels 250mm wide

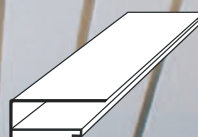
All panels are suitable for ceiling mounting, although the styles most commonly used on ceilings are Satin White, Classico Gloss White, White with Silver Highlights.  
For longer spans use the "H" joint (shown below).



J Edge



H Joint



Coving



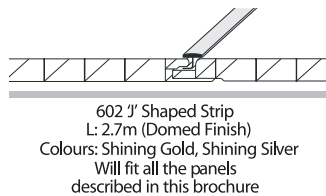
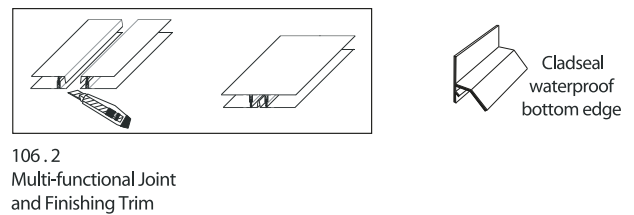

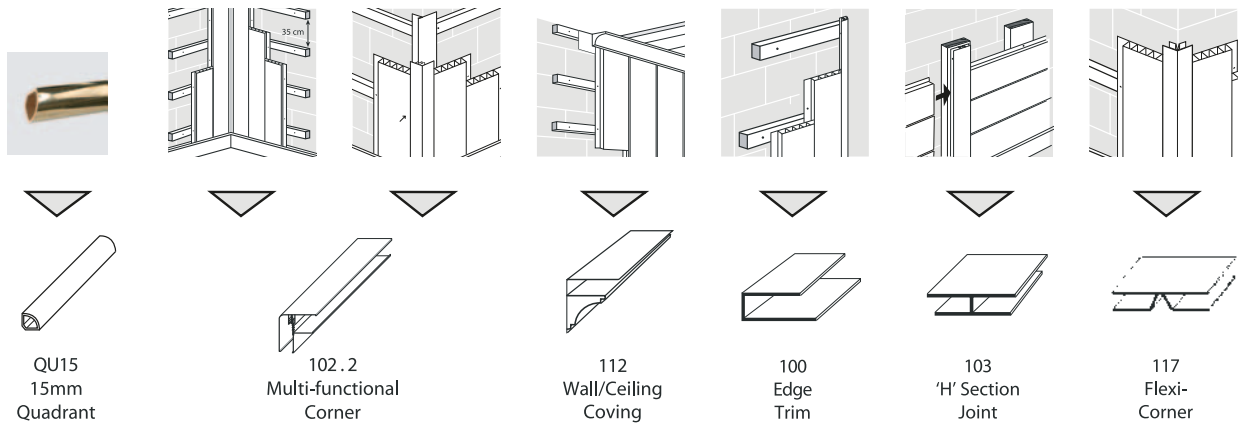
QU15  
15mm  
Quadrant



Tel: 0114 2799188  
 Fax: 0114 2799175  
 sales@ipsluk.co.uk  
 www.ipsluk.co.uk

### Finishing Trims

Please ask us for fitting instructions. Wall panels will require 2 tubes of adhesive per pack.



Highlight  
Strip

