

Finger Keeper Industrial - Installation Guide



Installation Diagrams.

TOOLS



INSTALLATION NOTES : Two RP62's are required for pivot doors.(Fig.2)

A safety barrier which prevents fingers being jammed on the hinge side of the door. It is fixed to the door and the jamb on the hinge side.

Location Butt hinged or centre pivot door.

Seal lengths 2100mm (max). Can be cut to length required.

Standard Finish Anodised Satin Clear. Reversible Brown and white PVC barrier.

Fixing Method Zinc plated, cross recess head S.T. screws of the appropriate size are supplied. Fixing holes are slotted. Push in cover strip.

- (1) Remove plastic coverstrips. Fold RP62 so aluminium meets together (Fig.1) ensuring desired colour is facing outwards, if not remove PVC barrier, rotate and replace into aluminium. Clamp RP62 and machine cut the aluminium and the PVC to size. Neatly biff or centre punch back side of aluminium to lock in PVC barrier preventing movement.
- (2) With door fully open, position one side of RP62 on door face. Check to make sure other side of RP62 will reach door jamb or stop. Lightly screwfix in centre of every slot. (Fig.3)
- (3) Position other side of RP62 on door stop or jamb. Lightly screwfix in centre of every slot. (Fig.3)
- (4) Open and shut the door to check for correct latching. Adjust RP62 if needed. Tighten all fixing screws.
- (5) Measure and cut coverstrip to size. Push in the cover strip. Neatly biff or centre punch each end of aluminium to lock in coverstrip preventing movement.

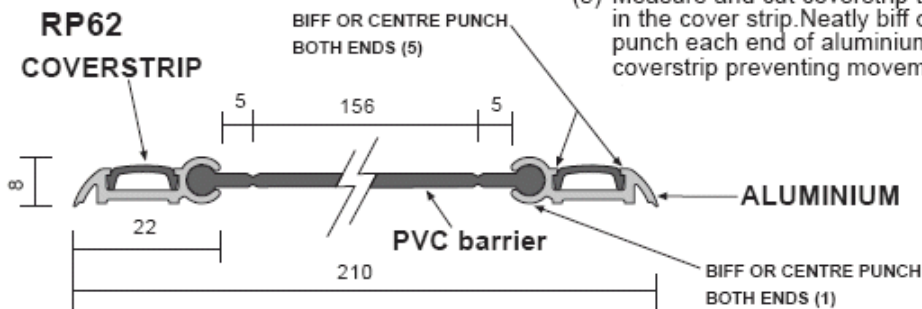


FIG.1



FIG.2

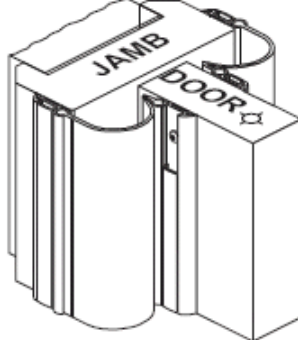
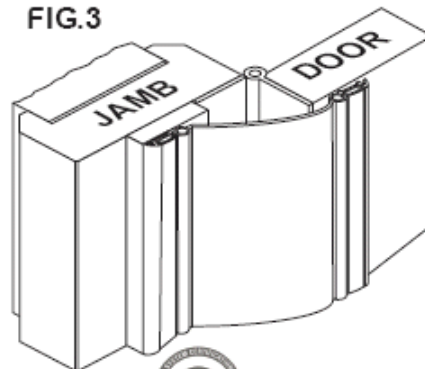


FIG.3



Part No. ZSDSRP62BW

CERT. No. 678/96

© COPYRIGHT 07/10

As part of our policy of ongoing improvements, we reserve the right to modify, alter or change product specifications without giving notice. Product illustrations are representations only. All information contained in this document is provided for guidance only, and as ASTROFLAME FIRESEALS LTD has no control over the installation methods of the products, or of the prevailing site conditions, no warranties expressed or implied are intended to be given as to the actual performance of the products mentioned or referred to, and no liability whatsoever will be accepted for any loss, damage or injury arising from the use of the information given of products mentioned or referred to herein.

The above information to the best of our knowledge is true and accurate and based upon current test data and is supplied for your guidance only. Customers should satisfy themselves to the suitability of the product in its intended use and no guarantee is given or implied since the conditions of actual use are beyond our control. ASTROflame (Fireseals) Ltd, disclaim any liability for loss, damage or other expense arising from the use of information, data or products mentioned or referred to and reserve the right to change any details or specifications without notice.

Astroflame (Fire Seals) Ltd. Intumescent House
Unit 8, The IO Centre, Stephenson Road, Segensworth
FAREHAM, ENGLAND PO15 5RU

tel 0800 023 2482
(01329 844500)

fax 0800 023 2483
(01329 844600)

intl
tel +44 1329 844500

fax +44 1329 844600

email sales@astroflame.com

TOP OF  PAGE