

EcoGran UV Resin Bound Surfacing System

Resin bound porous system for pedestrian traffic

15mm EcoBound Resin
Bound Surfacing →



50mm EcoBound
EcoGran

EcoGran UV Resin Bound Surfacing System is a resin bound aggregate surface for pedestrian and vehicular traffic. EcoGran UV Resin Bound surfaces are decorative and functional, seamless and slightly flexible.

The open matrix allows water to drain through to the base, eliminating water ponding and allowing water to drain to planted areas or land drains. The system is designed to be SuDS compliant reducing the impact of urban development on flood risk and allowing water to flow into water courses. Edgings created from brick, stone, timber or steel should be installed to retain and protect the resin bound surfacing.

Areas of use

- Footpaths, playgrounds, pool and pond surrounds
- Patios, terraces and water features

Features

- Natural appearance
- UV stable non yellowing resin
- Recycled aggregates available
- Highly permeable
- No hot applied materials
- Slip resistant

Description

EcoGran UV Resin Bound Surfacing System comprises a surface layer of Eco Resin Bound UV Surfacing Resin, a two component polyurethane hybrid resin which binds a range of selected decorative kiln-dried aggregates and a base layer of Eco Resin Bound Moisture Tolerant Resin which binds EcoGran Base, a mixture of rubber granules and natural aggregate. The design of this resin bound aggregate system provides a surface which is attractive, secure to receive foot traffic, and highly porous. The EcoGran base is equally porous and provides a thin alternative to asphalt or concrete.

Traffic

The EcoGran UV Resin Bound Surfacing System is designed for foot traffic only. It is not designed for road surfacing, drives or car parks.

Non yellowing UV stable resin

EcoGran UV Resin Bound Surfacing System Resin is UV resistant, it will not yellow on exposure to UV light. This is a more attractive option than other types of resin which can yellow and dramatically alter the appearance of the finished surface.

Aggregate

The performance and appearance of the finished surface is dependent on the aggregate used. The Eco Resin Bound UV Surfacing Aggregate blends have been designed to achieve strength, resilience, porosity and decoration.

Some aggregates can contain small amounts of iron which can produce rust staining. This naturally occurring iron cannot be identified before use and Eco Resin Bound Ltd cannot accept any responsibility for any loss or damage suffered as a result of staining.

Appearance

The appearance of samples and of materials supplied by Eco Resin Bound Ltd are based on the colour, shade and grading of individual aggregates supplied to Eco Resin Bound Ltd by its suppliers. Being largely natural aggregates, the appearance will vary from bag to bag and batch to batch, a uniform appearance should not be expected and cannot be achieved. Where appearance is important, darker aggregate blends are less likely to show wheel marks and accumulated debris.

EcoGran UV Resin Bound Surfacing System

Resin bound porous system for pedestrian traffic

Reflective Cracking

Angular intrusions into resin bound surfacing by walls; edgings etc may cause formation of reflective cracks in the surfacing. Intrusions into the surfacing should be avoided whenever possible and when unavoidable, intrusions should be curved rather than angular.

Maintenance

It is possible to repair localised damage by cutting out and replacing, ideally using the same aggregate as originally supplied. Ageing and weathering of the original may prevent an invisible repair. "Picking out" of some stones is possible but is likely to be minimal and localised. Any major loss of stone should be reported.

Slip Resistance

Application of EcoGran UV Resin Bound Surfacing System Anti-Slip Aggregate will significantly increase the slip resistance of the surface in the wet, without substantial change to appearance and its use may help comply with Health and Safety obligations. See Table 4.

Contractors

EcoGran UV Resin Bound Surfacing System is a specialist product and must only be applied by specialist applicators. Do not apply or allow it to be applied by contractors who do not possess the necessary skills and experience. You should consider appointing a Eco Resin Bound Ltd Approved Contractor.

Suggested Construction for SuDS Compliant Permeable Construction for Footpaths

Eco Resin Bound UV Surfacing Resin & Aggregate

Eco Resin Bound UV Surfacing Resin & Eco Resin Bound UV Surfacing Aggregate minimum 15mm thickness with optional Eco Resin Bound UV Surfacing Anti-Slip Aggregate.

EcoGran Base

50mm minimum depth of EcoGran vulcanised rubber granules and natural aggregate bound with Eco Resin Bound Moisture Tolerant Resin.

Granular Sub-base

175mm minimum well compacted Type 3 granular sub-base or similar approved

Optional Impermeable Membrane

Impermeable membrane to carry water to infiltration/storage system

or

Optional Geotextile Layer

Geotextile layer to prevent upward migration of soil

Capping Layer

If required, depending on sub-grade condition

Sub-grade

The above information is produced for guidance only, the designer/ contractor should be satisfied that the construction is suitable for the expected traffic and ground conditions.

Installation Procedure

1. Place 100kg EcoGran rubber granules and 6-10mm washed round gravel into a clean, forced action mixer, minimum pan capacity 120 litres, Baron E120 mixer or similar.
2. Only use clean, well graded aggregates which are suitable for this use.
3. Scrape all of the contents of Eco Resin Bound Moisture Tolerant Resin Part B component into the larger Part A container and mix with a drill and helical paddle mixer attachment for at least 1 minute.
4. Immediately add the mixed resin to the aggregate in the mixer. Mix the aggregate and resin together until all the aggregate is evenly coated with resin.
5. Discharge the mixed resin and aggregate onto the prepared sub-base, level and smooth.
6. Allow the EcoGran base to cure for 16-24 hours before applying Eco Resin Bound UV Surfacing.
7. Ensure that the mixing station is fully waterproof when rain is expected, discontinue mixing when fog or mist are anticipated. Light rain on the surface of the system is unlikely to damage or affect the surface, see later reference to application in rainy conditions.
8. Place Eco Resin Bound UV Surfacing Aggregate into a clean, dry, forced action mixer minimum pan capacity 120 litres, Baron E120 mixer or similar.
9. Scrape all of the contents of Eco Resin Bound UV Surfacing B component into the larger A component container and mix with a drill and helical paddle mixer attachment for 30-45 seconds. Keep mixing time to a minimum to avoid a build up of heat.

EcoGran UV Resin Bound Surfacing System

Resin bound porous system for pedestrian traffic

10. Immediately add the mixed resin to the aggregate in the mixer. Mix the aggregate and resin together until all the aggregate is evenly coated with resin. Keep mixing time to a minimum to avoid a build up of heat.
11. Discharge the mixed resin and aggregate onto the prepared surface, level and smooth. Excessive compaction will reduce permeability.
12. Finish the surface with a suitable float.
13. If required, immediately cast Eco Resin Bound UV Surfacing Anti-Slip Aggregate onto the top surface of the wet resin and

Shelf Life and Storage

Shelf life of Eco Resin Bound UV Surfacing Resin is 6 months, shelf life of Eco Resin Bound Moisture Tolerant Resin is 12 months, aggregates have an unlimited shelf life. Store materials in clean, dry, frost free warehouse conditions between 5°C and 25°C. Protect from sunlight

Health and Safety

Eco Resin Bound UV Surfacing Resin contains small amounts of isocyanates and is harmful by ingestion and skin contact. It is not considered harmful for transportation. Protective clothing such as goggles, overalls and gloves is recommended to prevent any effect from prolonged skin contact, inhalation or ingestion. Refer to Health and Safety Data Sheet.

Temperature

Working time is affected by temperature including material, air and substrate temperature. At temperatures above 25°C the pot life and working time may be insufficient to allow its proper application.

Work should therefore not proceed when product, air or substrate temperature exceed 25°C. The temperature of the substrate must therefore be measured and monitored during application and work should stop when temperature is above 25°C.

At low temperatures Eco Resin Bound UV Surfacing Resin will not flow sufficiently to achieve a smooth finish and work should not proceed when air, material or substrate temperature is below 5°C. Whilst it is possible to mix and apply at temperatures down to 0°C, the cure rate and rate of strength gain will be retarded; the surface must not be trafficked until it has gained sufficient strength. The minimum application temperature of Eco Resin Bound Moisture Tolerant Resin is 10°C.

Rain during application

Light rain on the surface of the system is unlikely to cause damage to or affect the surface. Heavy rain is likely to spoil the appearance of the surface. Very heavy rain could wash out resin and aggregate. Therefore application during rain or when rain is anticipated during the cure period is not recommended. Care must be taken to keep the mixing station dry, thus avoiding entrapment of moisture between aggregate and resin. The surface of the EcoGran Base should be dry when Eco Resin Bound UV Surfacing is applied, the bond strength will be reduced if the substrate is damp.

Site Attendance

When on site Ronacrete representatives are able, if asked, to give a general indication of the correct method of installing a Eco Resin Bound Ltd product. It is important to bear in mind that Eco Resin Bound Ltd is a manufacturer and not an application contractor and it is therefore the responsibility of the contractor and his employer to ensure he is aware of and implements the correct practices and procedures to ensure the correct installation of the product and that liability for its correct installation lies with the contractor and not with Eco Resin Bound Ltd.

EcoGran UV Resin Bound Surfacing System

Resin bound porous system for pedestrian traffic

Base Mix	95.425kg
Eco Resin Bound Moisture Tolerant Resin	5.425kg
EcoGran Aggregate	90kg
Coverage (approx) *	1.38m ² @ 50mm
Surfacing Mix	114.5kg mix
Eco Resin Bound UV Surfacing Resin	7.5kg
Eco Resin Bound UV Surfacing Aggregate	107kg
Coverage (approx) *	4.675m ² @ 15mm
Coverage (approx). Eco Resin Bound UV Surfacing Anti-Slip Aggregate (cast into wet resin/aggregate surface for increased slip resistance) *	0.1kg per m ²
* Coverage is based on application to a smooth flat surface and will vary when applied to undulating surfaces, according to compaction, and to the aggregate grading, which can change from batch to batch.	

Minimum depths of Eco Resin Bound UV Surfacing	15mm when using 6mm max. size aggregate
	25mm when using 10mm max. size aggregate
Foot traffic after	4 hours at 20°C

Eco Resin Bound Moisture Tolerant Resin	5.025kg
EcoAgg Aggregate	100kg
Eco Resin Bound UV Surfacing Resin	7.5kg
Eco Resin Bound UV Surfacing Aggregate	107kg
Eco Resin Bound UV Surfacing Anti-Slip Aggregate	5kg

Blend	Max aggregate size (mm)	Minimum application thickness (mm)	Potential for Slip (Wet)	Potential for Slip (dry)
Autumn Harvest (1.17)	5	15	Low	Low
Terracotta Gold (3.21)	5	15	Low	Low
Terracotta Snow (4.26)	5	15	Low	Low
Harvest Crunch (9.32)	5	15	Low	Low
Rustic Bronze (10.33)	5	15	Low	Low
Silver Moon (11.34)	5	15	Low	Low
Sesame Gold (12.35)	5	15	Low	Low
Golden Glow (13.36)	5	15	Low	Low
Autumn Forest (14.37)	5	15	Low	Low
Golden Harvest (15.38)	5	15	Low	Low
Quartz Parallel (16.39)	6	15	Low	Low
Midnight (17.40)	6	15	Low	Low
Maple Harvest (18.55)	5	15	Low	Low
Lunar (19.69)	6	15	Low	Low
Choc Chip Harvest (20.70)	6	15	Low	Low
Terracotta Medium (21.80)	5	15	Low	Low
Beige Pearl (22.92)	6	15	Low	Low
All of these blends are suitable for foot and light domestic vehicle traffic.				
Aggregates must be dry (typically with a moisture content no more than 0.5%)				
Slip resistance tested in accordance with BS 8204 Part 6				

EcoGran UV Resin Bound Surfacing System

Resin bound porous system for pedestrian traffic



Autumn Forest 14.37



Autumn Harvest 1.17



Beige Pearl 22.92



Choc Chip Harvest 20.70




Golden Glow 13.36



Golden Harvest 15.38




Harvest Crunch 9.32



Lunar 19.69



Maple Harvest 18.55



Midnight 17.40



Quartz Parallel 16.39



Rustic Bronze 10.33



Sesame Gold 12.35




Silver Moon 11.34



Terracotta Gold 3.21



Terracotta Medium 21.80



Terracotta Snow 4.26