

5000 series



Features

- **NEW** design, makes recoding simple & error-free
- Clutched handle
- Free passage option
- PVD coated
- Stainless steel components
- Anti-panic model 5003
- Available in 4 finishes
- Easily reversible
- 10 Large (10 x 11mm) indented buttons
- 4 handle designs
- Tested to 100,000 cycles
- 5 Year guarantee

5001 SS Front



Satin Chrome



Polished Brass

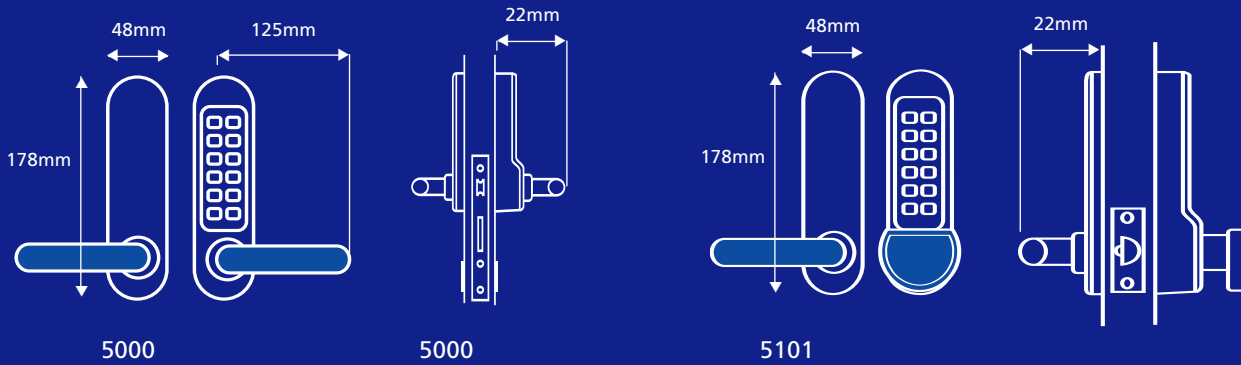


Satin Stainless



Polished Chrome





5000 PC Front



5000 SC Front



5100 SS

The 5000 series are designed for medium to heavy duty applications. Its full size lever handles with rubber insert for soft grip combined with its large 10 digit keypad enables the 5000 to control access in a wide variety of applications including DDA. Other key features include, clutched handle which protects against forced entry and lock damage, optional free passage function, an 8mm square drive so it can operate a wide range of panic devices (5008) as well as other leading brands of lock. There are also back to back versions (5050 & 5051) i.e. 2 keypads where controlling access is required on both sides of the door as well as a knob version specifically designed for outward opening doors and where misuse is expected.

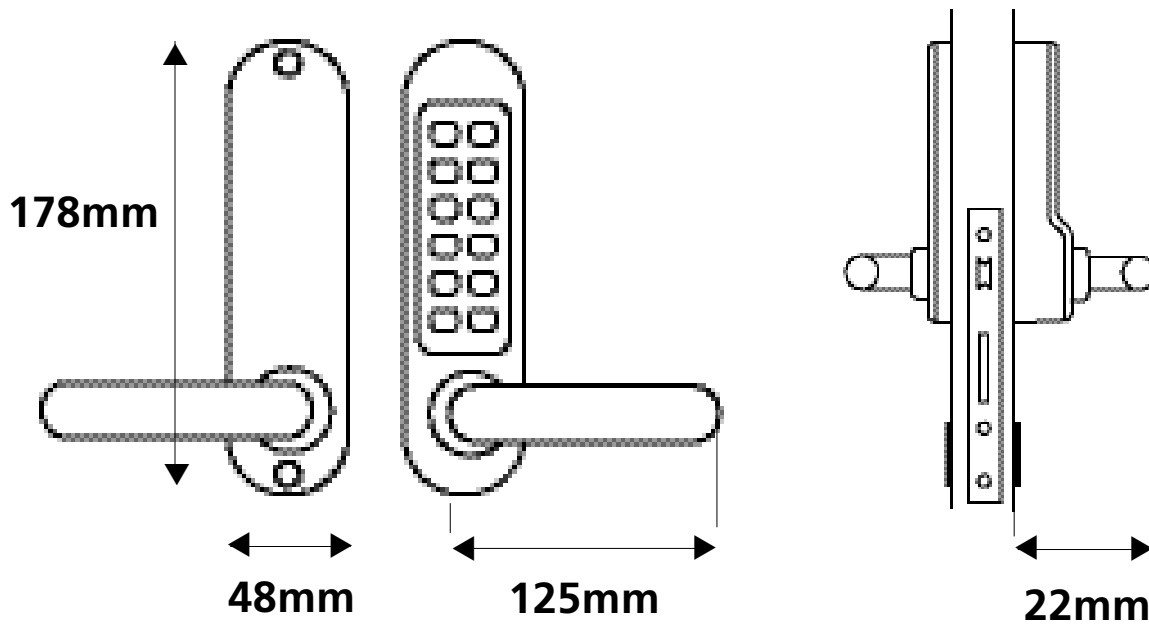
The 2 main models are the 5000 which is supplied with a 60 x 72mm euro profile lock case and a 5001 supplied with 60mm tubular style latch.



5000 SC Back

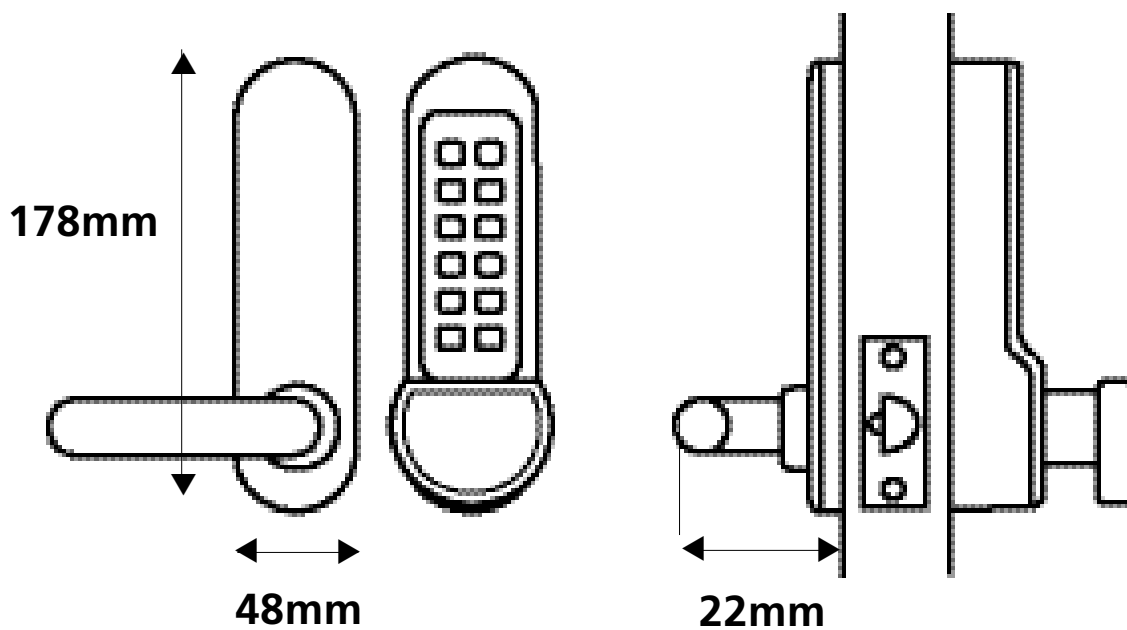


5050 B2B Back



5000

5000



5101