



Wall Mounted Walkways

A stylish wall-mounted walkway ideal for connecting two buildings, available in three metre lengths. Constructed with a curved roof made from UV resistant polycarbonate panels mounted on a powder coated steel frame.

- Covered walkway that fastens to the side of a building
- Modular design in 3 metre lengths
- Stylish curved roof, made from UV resistant opaque polycarbonate mounted on steel frame
- Optional side panels made from tough clear perspex for improved weather protection
- Must be bolted to 250mm thick concrete (fixings included)
- Delivered in knock-down form
- Framework available in a choice of 3 colours - light grey, blue and green



Frame Colour Options

Please add corresponding letters into code



Light Grey



Dark Blue



Green

Wall Mounted Walkway H.2270 W.1900 L.3000

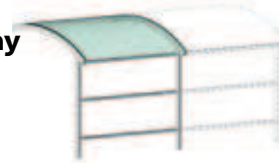
Option	Code	Price
Roof Only	SWM241930MR	£784.00
Roof & One Side	SWM241930MS	£1,687.00

Wall Mounted Extension H.2270 W.1900 L.3000

Option	Code	Price
Roof Only	SWM241930ER	£732.00
Roof & One Side	SWM241930ES	£1,530.00

Connecting two buildings with a Walkway

- Keeps people dry as they move from building to building
- Prevents goods and materials getting wet in transit
- Provides up to 97% Ultra-Violet protection



Initial Shelter Extension Shelter



If sited within 5 miles of the coast, we strongly recommend an additional weather treatment for the steel work. This is available for a modest additional charge.



Frame Colour Options

Please add corresponding letters to code



Black



Silver

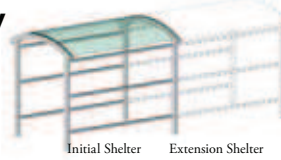
Premier Walkways

A stylish free-standing walkway ideal for connecting two buildings, available in three metre lengths. Constructed with a curved roof made from UV resistant polycarbonate panels mounted on a powder coated steel frame.

- Free-standing walkway, available in three metre lengths
- Stylish curved roof made from opaque polycarbonate panels mounted onto steel frame
- Optional side panels made from tough clear perspex for improved weather protection. Can be mounted on either side
- Must be bolted to 250mm thick concrete (fixings included)
- Delivered in knock-down form

Connecting two buildings with a Walkway

- Keeps people dry as they move from building to building
- Prevents goods and materials getting wet in transit
- Provides up to 97% Ultra-Violet protection



Initial Shelter Extension Shelter

Free-Standing Walkway H.2330 W.2000 L.3000

Option	Code	Price
Roof Only	SWV3000MIR	£1,425.00
Roof & One Side	SWV3000MI1	£1,900.00
Roof & Two Sides	SWV3000MI2	£2,375.00

Free-Standing Extension H.2330 W.2000 L.3000

Option	Code	Price
Roof Only	SWV3000MER	£1,045.00
Roof & One Side	SWV3000ME1	£1,520.00
Roof & Two Sides	SWV3000ME2	£1,995.00



If sited within 5 miles of the coast, we strongly recommend an additional weather treatment for the steel work. This is available for a modest additional charge.



Executive Smoking Shelter

The vanguard of the next generation of smoking shelters. Here, strong design aspects are counterbalanced with the functional requirements of a smoking shelter to produce a highly attractive structure that would grace the grounds of any corporate HQ.

- Attractive hexagonal shape
- Greater than 50% open to comply with current UK legislation and to allow the rapid dispersal of cigarette fumes
- Supplied in kit form with easy to follow instructions for onsite assembly and installation
- Clear Perspex sides for all round visibility
- Standard unit holds 3-5 people at a time
- Large unit holds 6-8 people at a time
- Adjustable legs for onsite levelling
- Must be bolted to 250mm thick concrete with parabolts supplied

Executive Smoking Shelter

Size Point to Point	Colour	Code	Price
2.0 metres	Black	SSHEX19DXAXX	£1,895.00
2.0 metres	Silver	SSHEX19DXSXX	£1,895.00
2.8 metres	Black	SSHEX28DXAXX	£2,560.00
2.8 metres	Silver	SSHEX28DXSXX	£2,560.00

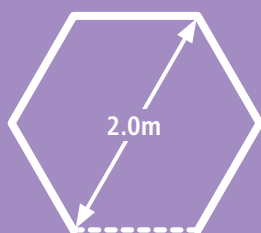
Frame Colour Options



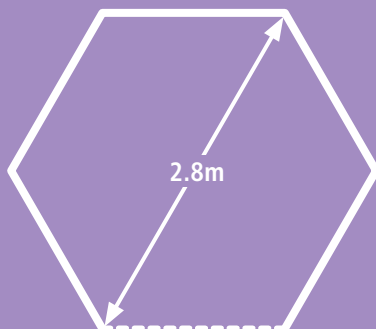
Black



Silver



Min. Height: 2020mm
Max. Height: 2550mm



Min. Height: 2020mm
Max. Height: 2675mm





If sited within 5 miles of the coast, we strongly recommend an additional weather treatment for the steel work. This is available for a modest additional charge.



Traditional Smoking Shelters

Recent legislation throughout the UK banning smoking in public places including the workplace has resulted in employers adopting new codes of practise to accommodate smokers. These shelters enable employers and establishments to create a designated smoking area away from main entrances and exits.

- Robust all-weather construction
- 6mm clear perspex sides with choice of perforated sheet steel or perspex back
- Adjustable feet for on-site positioning
- More than 50% open area to allow rapid dispersal of cigarette fumes
- Smaller shelters suitable for up to 9 people, larger shelters up to 12 people
- Parabolts for surface mounting included. Must be bolted to 250mm thick concrete for stability
- Site survey and erection service available

Traditional Shelter - Perforated Steel Back

Size H.W.D.	Capacity	Code	Price
2180.2450.1900	7 People	SS212419P	£2,082.00
2180.2450.2500	9 People	SS212425P	£2,452.00
2180.3060.1900	9 People	SS213019P	£2,354.00
2180.3060.2500	12 People	SS213025P	£3,135.00

Traditional Shelter - Clear Perspex Back

Size H.W.D.	Capacity	Code	Price
2180.2450.1900	7 People	SS212419X	£2,239.00
2180.2450.2500	9 People	SS212425X	£2,635.00
2180.3060.1900	9 People	SS213019X	£2,534.00
2180.3060.2500	12 People	SS213025X	£3,333.00

Frame Colour Options

Please add corresponding letters into code

LXX

Light Grey

BXX



Dark Blue

GXX

Green



If sited within 5 miles of the coast, we strongly recommend an additional weather treatment for the steel work. This is available for a modest additional charge.



Smoking Bins

Floor Mounted Sentinel Bin

Size H.W.D.	Code	Price
875.200.200	SSFLTBINZZXX	£282.00

Wall Mounted Stainless Steel Bin

Size H.W.D.	Code	Price
375.205.70	SSWMTBINZZXX	£160.00

Lighting

Fluorescent Light Unit

Size H.W.D.	Code	Price
1320.75.105	SSFLGHTZZXX	£104.00

Bulkhead Light Unit

Size H.W.D.	Code	Price
110.210.210	SSBHLGHTZZXX	£111.00

Perch Seats

Stainless Steel Perch Seat

Size H.W.D.	Code	Price
900.1150.300	SSSPSETZZXX	£240.00

Powder Coated Perch Seat - Light Grey

Size H.W.D.	Code	Price
900.1150.300	SSPAPSETZLXX	£148.00



Premier Smoking Shelters

The Premier Smoking Shelter has a curved roof made from translucent polycarbonate panels, giving up to 97% UV protection. The contemporary design enables employers to provide a modern and aesthetically pleasing smoking area away from main entrances and exits.

- Robust all-weather construction
- Choice of clear perspex or powder coated steel side & back panels
- Adjustable feet for on-site positioning
- More than 50% open area to allow rapid dispersal of cigarette fumes
- Suitable for up to 9 people
- Parabolts for surface mounting included. Must be bolted to 250mm thick concrete for stability
- Site survey and erection service available



Premier Shelter - Perforated Steel Sides

Size H.W.D.	Capacity	Code	Price
2320.3000.2100	9 People	SS223021P	£2,698.00

Premier Shelter - Clear Perspex Sides


Size H.W.D.	Capacity	Code	Price
2320.3000.2100	9 People	SS223021X	£2,939.00

Frame Colour Options

Please add corresponding letters into code



If sited within 5 miles of the coast, we strongly recommend an additional weather treatment for the steel work. This is available for a modest additional charge.



Smoking Bins

Floor Mounted Sentinel Bin

Size H.W.D.	Code	Price
875.200.200	SSFLTBINZZXX	£282.00

Wall Mounted Stainless Steel Bin

Size H.W.D.	Code	Price
375.205.70	SSWMTBINZZXX	£160.00

Lighting

Fluorescent Light Unit

Size H.W.D.	Code	Price
1320.75.105	SSFLIGHTZZXX	£104.00

Bulkhead Light Unit

Size H.W.D.	Code	Price
110.210.210	SSBHLIGHTZZXX	£111.00

Frame Mounted Seats

Frame Mounted Seat - Front

Length	Code	Price
1260	S2INTPER1210	£135.00

Frame Mounted Seat - Rear

Length	Code	Price
1400	S2INTPER1310	£151.00



Small Wall Mounted Smoking Shelter

Aimed at helping smaller companies comply with legislation governing smoking at work, this shelter provides cover for up to 3 smokers.

- Robust all-weather construction
- Greater than 50% open
- Translucent polycarbonate roof and side panels provide up to 97% UV protection
- Simply bolts to a suitable wall (fixings not included)
- Site survey and erection service available

Small Wall Mounted Smoking Shelter

Size H.W.D.	Capacity	Code	Price
1100.2000.1100	3 People	SS102011WM2	£470.00

Frame Colour Options

Please add corresponding letters into code



Light Grey



Dark Blue



Green



If sited within 5 miles of the coast, we strongly recommend an additional weather treatment for the steel work. This is available for a modest additional charge.

Large Wall Mounted Smoking Shelter

Aimed at locations where space is at a premium, this shelter provides cover for up to 8 smokers.

- Robust all-weather construction
- Greater than 50% open
- Translucent polycarbonate roof provides up to 97% UV protection
- Fixes to a suitable wall on one side (fixings not included) while supporting legs bolted to floor (Parabolts included). Must be bolted to 250mm thick concrete for stability
- Site survey and erection service available

Large Wall Mounted Smoking Shelter

Size H.W.D.	Capacity	Code	Price
2270.3000.1900	8 People	SS241930CWM	£784.00

Frame Colour Options

Please add corresponding letters into code



Light Grey



Dark Blue



Green



Smoking Bins

Floor Mounted Sentinel Bin

Size H.W.D.	Code	Price
875.200.200	SSFLTBINZZXX	£282.00

Wall Mounted Stainless Steel Bin

Size H.W.D.	Code	Price
375.205.70	SSWMTBINZZXX	£160.00