

# S M

## SM Folding walls

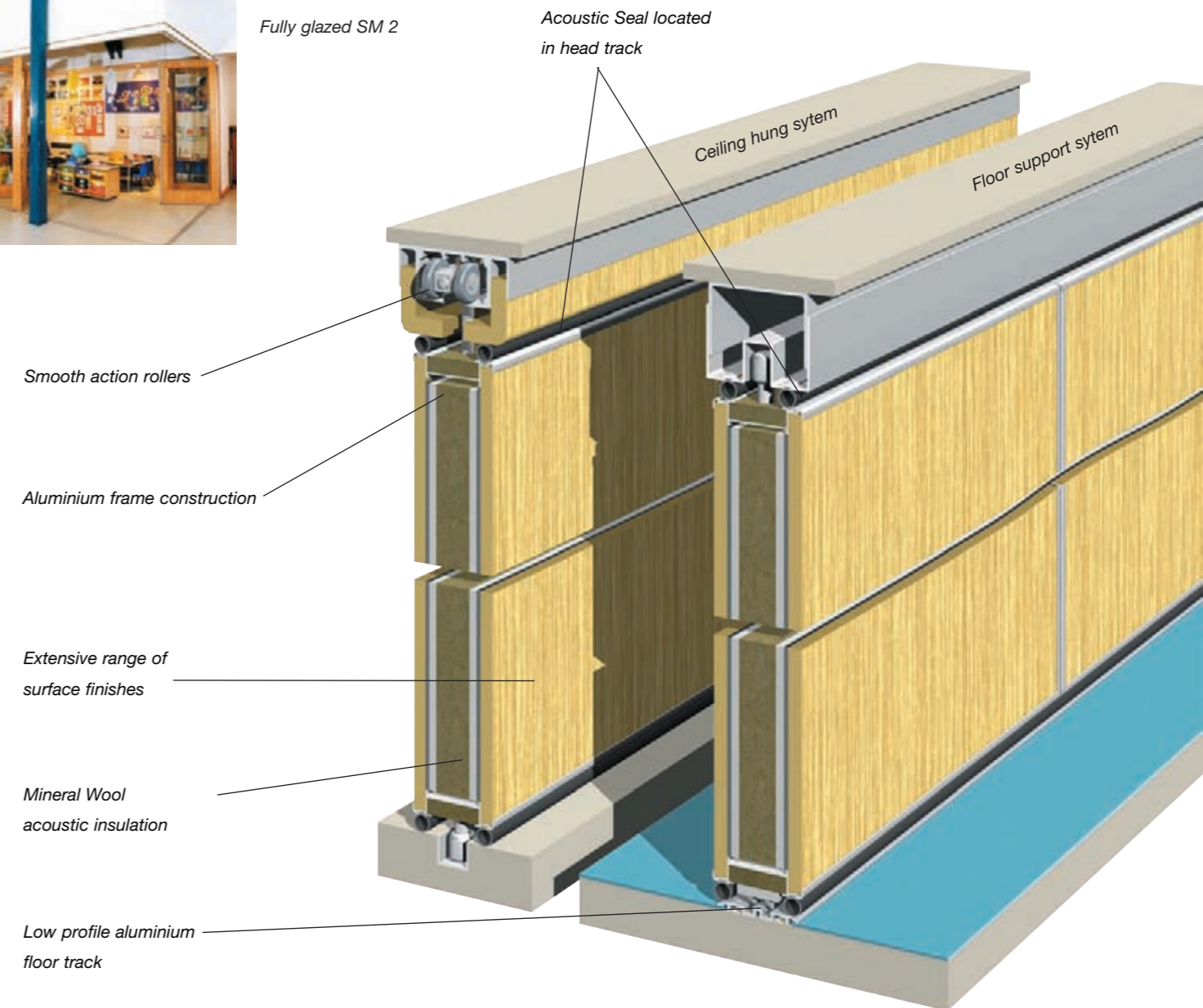
*This competitively priced system combines the ease and speed of a Sliding Partition with the 'permanent' appearance of a Moveable Wall System. By the very nature of its design the system incorporates a pass door.*



*Typical example of an end pivot SM 3 Folding Wall*



*Fully glazed SM 2*



# SM

## SM Folding walls



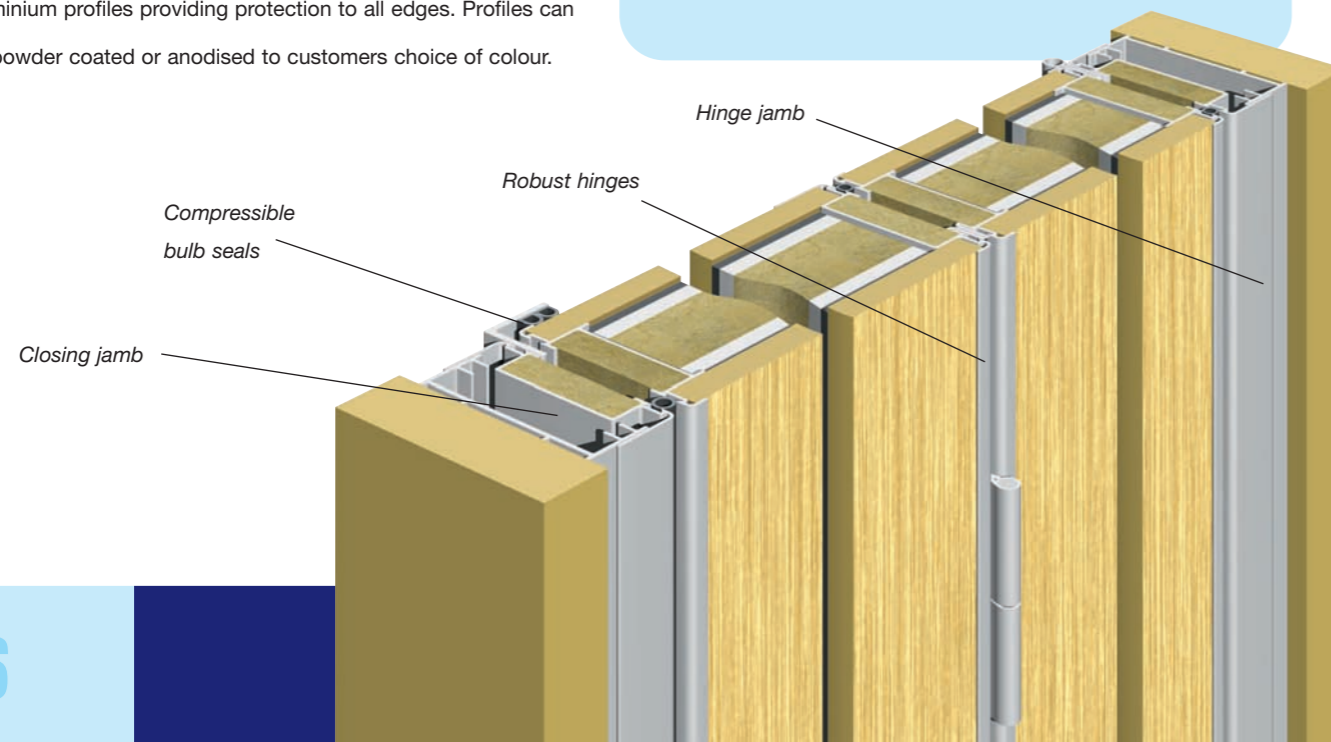
### Construction

Panels are aluminium framed, faced with high density particle board and edged all round with anodised aluminium profiles. Vertical profiles incorporate compressible bulb seals. Horizontal profiles incorporate sweep seals. Core materials include mineral wool and plasterboard. The floor supported option sits on a low profile alloy floor track which is no more obtrusive than carpet trim and can be easily cleaned. Each panel is framed with aluminium profiles providing protection to all edges. Profiles can be powder coated or anodised to customers choice of colour.

### Bovis Construction

*I have taken time out to write and thank you for your contribution on the Bluewater project. Your professional approach has ensured that your contract has run smoothly. I look forward to working with you again in the future.*

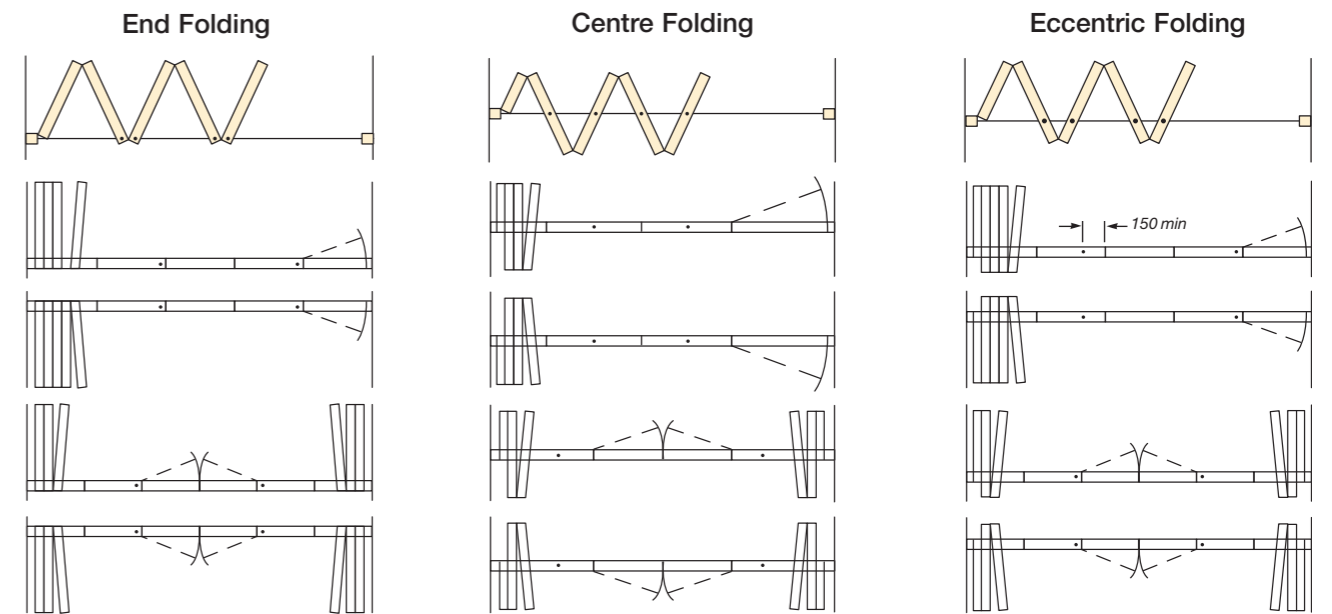
Peter Chana - Project Manager



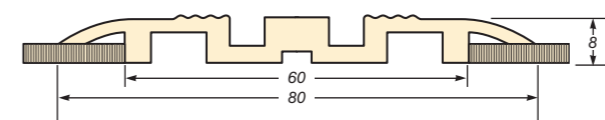
### Operation

The emphasis here is on simplicity and smooth movement. The continuously hinged panels are pulled from their parked position to 'close' (or extend) the wall and pushed back to the parked position to 'open' (or fold) the wall. Final flat alignment of wall panels is assisted pneumatically by a gas piston located in

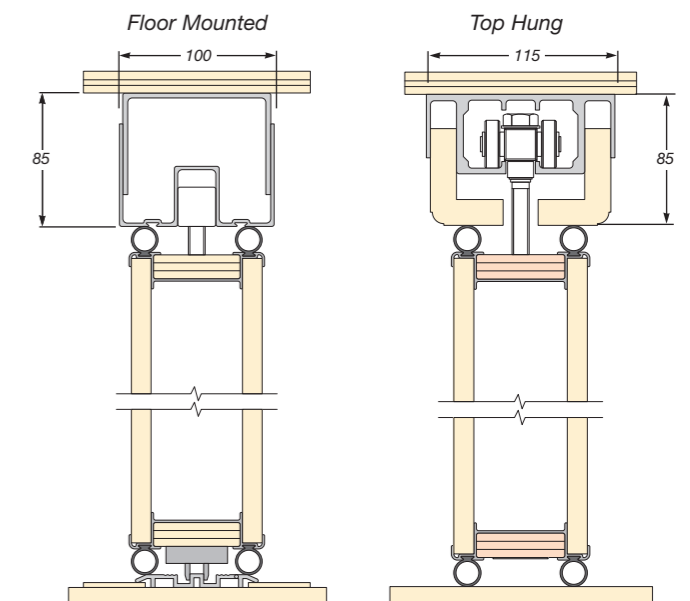
the top track. A lever or recess handle is fitted to the lead panel and this combined with a vertical rebated profile provides the system with its pass door. The door is available with or without a lock cylinder.



### Low profile floor track

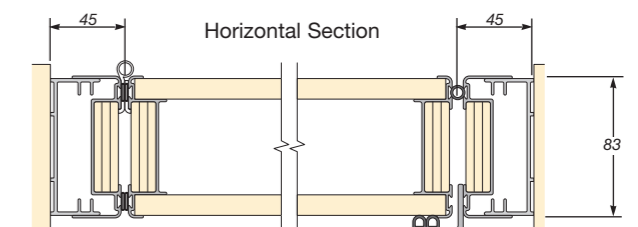


### Track options



### Features and benefits

- Hinged Panels for quick and easy operation
- Robust aluminium frame construction for demanding environments
- Wide range of surface finishes
- Partial and fully glazed panels available
- Pass door incorporated enabling access to adjoining rooms
- Stacks one or both ends
- Top hung or floor supported



# SM

## SM Folding walls

Daimler Chrysler,  
Milton Keynes

Synter BMW  
High Wycombe



### Product Selector

Type	Acoustic (RIW)	Weight (kg/m <sup>2</sup> )	Thickness (mm)	Max Panel Width (mm)	Max Leaf Width (mm)	Max Height (mm)
<b>SM2</b>	38/41/42/43	24/29/34/41	67	900	7500	3500
<b>SM3</b>	40/46/49	27/40/54	80	900	7500	4000
<b>SM4</b> 30 min fire resisting	43	45	67	900	7500	3000



### Installation

We offer a full nationwide service which includes working for main contractors or directly for the end user. When installing in an occupied area care is taken to cause minimum disruption to the client.

### Design

The Company's technical advisers are on hand to answer any queries and will work with the specifier to achieve the optimum solution to the requirements of each contract.

### Appearance

All walls are made to measure and are therefore in complete harmony with any given opening.

The actual panel widths depend on the number of panels. Panel widths generally vary between 600mm and 900mm. Finishes include: a high quality spray paint to any RAL or BS colour; any commercially available veneer; wall coverings applied in the factory or on site; laminate or melamine. Different finishes may be applied to either side of the wall. Aluminium profiles and track may be powder-coated to any RAL or BS colour.