

# contents



## Introduction

## Company Background

## Product Data Sheets

PDS1	Series 1	Solidcore Doors
PDS2	Series 2	FD30. FD30S Fire Doors
PDS3	Series 3	FD30. FD30S Fire Doors
PDS4	Series 4	FD60. FD60S Fire Doors
PDS5	Series 5	FD60. FD60S Fire Doors
PDS6	Series 6	FD90S Fire Doorsets
PDS7	Series 7	FD120S Fire Doorsets
PDS8	Series 8	X Ray Doorsets
PDS9	Series 9	Bullet Resisting Doors
PDS10	Series 10	Security Doors

## Technical Data Sheets

TDS1	30 - 120 Minute Fire Resisting Doorsets and Ironmongery
TDS2	Sound Attenuating Doorsets
TDS3	30 and 60 Minute Glazed Screens
TDS4	Door Frames
TDS5	Intumescent Seal Systems
TDS6	Glazing Apertures and Cut-outs
TDS7	Typical Vision Panels
TDS8	Door Finishes and Facings
TDS9	Formica Lifeseal Doors
TDS10	Product Guarantee, Door Care and Maintenance

## Client Listings

## How to find us

## Sample Specifications

**introduction**



introduction



# introduction

Noberne Doors offer an extensive made to measure range of superb quality high performance timber doors and doorsets including:

- Fire Resisting (30, 60, 90 and 120 minutes).
- X-Ray Shielding.
- Bullet Resisting.
- Acoustic Sound Attenuating.
- Panelled and Joiner Made.
- Anti-vandal High Security.
- Fire Screens.

In addition to our own 3 Year Product Guarantee, our fire door production is subject to stringent quality control monitored independently by TRADA (Timber Research and Development Association), through the BM TRADA Q-Mark Scheme.

A pre-requisite of scheme membership, that Noberne Fire Doors meet, is that all doors have been tested or assessed as being able to satisfy the current British Standards and the company operate an ISO Quality Management System.

All of our Quality Assured Fire Doors carry a colour-coded plug on the door edge as a permanent identification of their performance as required by the Q-Mark Scheme. A Noberne foil identification label is also applied.

All of our doors are offered in a wide range of facing materials including; Plywood, Wood Veneers, Standard Decorative, Steel, Vinyl, MDF Board, Laminates, Aluminium and Rubber.



Noberne Doors also hold a Formica Lifeseal door manufacturers licence.

Doors can also be machined to accept ironmongery, flush fixed push and kick plates. As all Noberne Doors are of solid core construction, no reinforcement is necessary to accept ironmongery.

Noberne Doors are constructed to the highest standard of craftsmanship, materials and finish, offering the discerning specifier a product giving excellent value for money and service guarantee.

Noberne Doors specialise in the manufacture of non-standard sizes and finishes and in most cases we can offer a 4/5-week delivery period, dependent on specification.

If the type of door you require is not listed, we will be pleased to discuss your particular needs and, whether large or small, you can be assured that your enquiry will receive our prompt and careful attention.

We are able to offer Doorsets or Doors and Frames, including in the case of fire resisting products, the provision of all intumescent and smoke seals.

A complete supply and installation service can also be provided to end user clients through our network of approved installers, if required.

All Noberne Fire Doors have been tested to BS476 Part 22 1987, the current test procedure for determining the fire resistance of a door assembly that is acceptable under the Building Regulations for England and Wales, and the preferred procedure for most other authorities.


The performance of a Doorset is expressed in terms of Integrity and Insulation. Insulation, whilst being beneficial is not generally required by the regulations. The codes of practice for means of escape, BS5588, are primarily concerned with the integrity performance that is expressed in minutes. All Noberne Doors have achieved excellent integrity ratings.

All doors/doorsets should be installed and maintained in accordance with BS8214 1990 and ASDMA installation and maintenance recommendations.

All ironmongery should be fixed in accordance with the Code of Practice, Hardware for Timber, Fire and Escape Doors published by Builder Hardware Industry Federation. Telephone: 01827 52337.

All items supplied by Noberne Doors Limited are subject to our Conditions of Sale of Goods and Services, copies of which are available upon request.

Noberne Doors Limited reserves the right to amend or modify specifications without prior notice.



**Noberne Doors Limited Accreditations/Memberships:**

- ISO 9001: 2000 SGS Quality Assured Firm.
- BM TRADA Certification Q-Mark Fire Door Scheme.
- Formica Lifeseal Licensed Door Manufacturer.
- BWF British Woodworking Federation Member.
- TRADA Timber Research and Development Association Member.
- Founding Member ASDMA Architectural and Specialist Door Manufacturers Association.



**Noberne Doors Limited**

Lupton Street, Hunslet  
Leeds LS10 2QP

**T** 0113 277 8577  
**F** 0113 277 2049

**E** [nobersedoors@btconnect.com](mailto:nobersedoors@btconnect.com)  
[www.nobersedoors.co.uk](http://www.nobersedoors.co.uk)



company background



company  
background



# company background



**Noberne Doors Limited is a specialist manufacturer of high performance timber doors and doorsets for the Healthcare, Education, Retail and Commercial sectors in the UK and a major supplier to the NHS.**

The Company maintains a continuous commitment to research and development to ensure that its products and processes fully meet the highest quality and performance standards.

Established in 1975, Noberne Doors Limited is an independent and privately owned manufacturer of high quality specialist timber doors, doorsets and glazed screens for new build and refurbishment projects primarily in the construction industry.

During its early years the Company manufactured half hour and one hour standard fire doors but as it became more established as a door manufacturer the Company decided to design and test its own products leading to the creation of its 38mm FD30 doors and 46mm FD60 doors.

In the years that followed the Company expanded its product range to include bullet resistant, anti-vandal, security, sound attenuating and X-ray doors and, following extensive research in the late seventies and early eighties, the Company was able to add a one and a half and two hour doorset to its already extensive product range.



In 1985 the Company relocated from its premises in Upper Accommodation Road Leeds to its present address in Lupton Street Hunslet where it currently occupies approximately 23,000 square feet of factory space and employs over 30 staff and operatives.

In 1986 the Company became a licenced Formica Lifeseal door manufacturer.

Noberne Doors Limited are members of the British Woodworking Federation, the Timber Research and Development Association, a founder member of the Architectural and Specialist Door Manufacturers Association and in 1987 became one of the first door manufacturers in the UK to achieve ISO 9000 Certification.

As a manufacturer of high quality specialist timber doors and doorsets the Company is able to offer an extensive product range and provide an excellent service in terms of delivery, quotation provision, in-house scheduling and technical advice to clients and specifiers alike.

Half of the Company's turnover is secured by being specified and the other half is obtained from construction clients and sponsors direct.



**Noberne Doors Limited**

Lupton Street, Hunslet  
Leeds LS10 2QP

**T** 0113 277 8577  
**F** 0113 277 2049

**E** [nobersedoors@btconnect.com](mailto:nobersedoors@btconnect.com)  
[www.nobersedoors.co.uk](http://www.nobersedoors.co.uk)



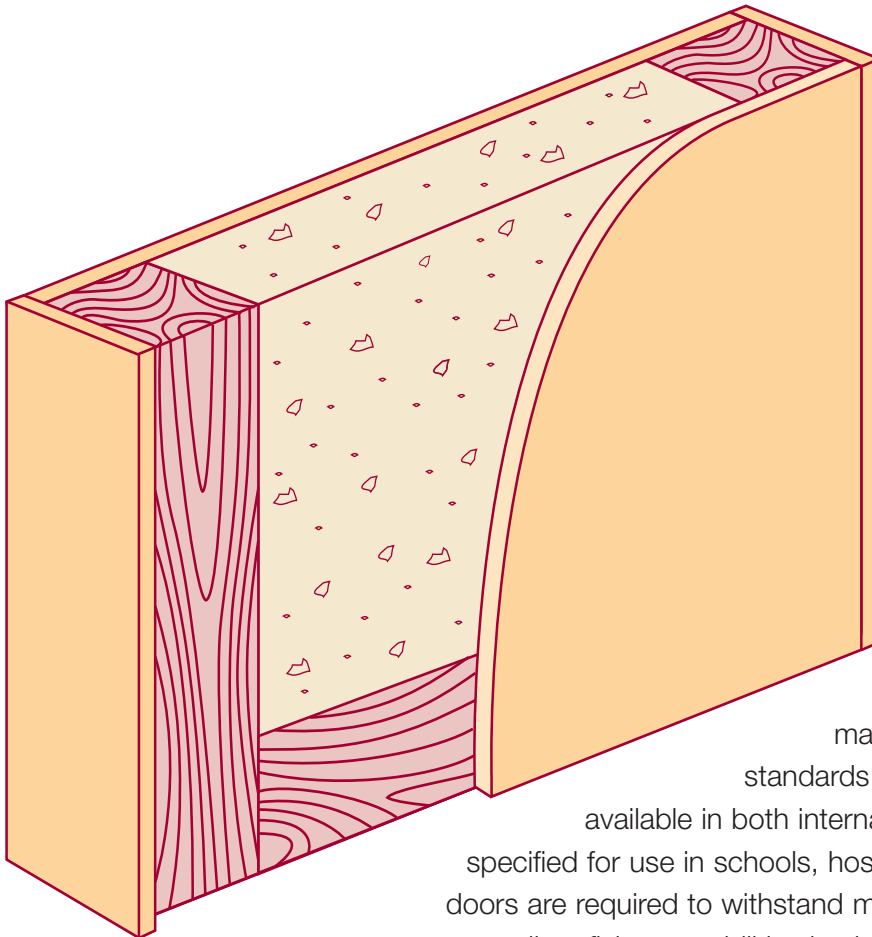
product data sheets



# product data sheets



# series 1 solidcore doors



The solid core door is manufactured to the same exacting standards as our fire resisting doors and is available in both internal and external quality. It is often specified for use in schools, hospitals and sports halls where the doors are required to withstand more than average misuse. It has excellent fixing capabilities having a perimeter timber framework.

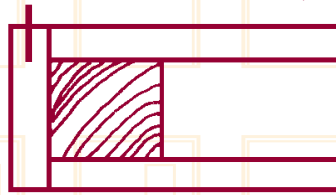


*“Noberne Doors manufacture an excellent product backed up with a first class service.”*

DAVID LOCKWOOD, R D LOCKWOOD & CO, CHARTERED BUILDING SURVEYORS

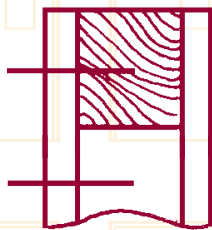
Illustrations are not to scale

10mm HW edge lips



63 x various  
stiles & rails

high density  
flaxboard



4mm facings

### Specification

Stiles, top and bottom rails of kiln dried softwood 10-12% moisture content or engineered strand timber, core of high density flaxboard, doors faced with 4mm external grade plywood, MDF, or veneered/laminated chipboard as required. Kiln dried hardwood lippings fixed by hot melt gluing to both long edges, lippings to top and bottom as required. Thickness 35-62mm. TOLERANCE  $\pm 2$ mm. Average weight 20kg/m<sup>2</sup> (44mm).

### Acoustics

The Series 1 door is capable of providing acoustic performance in conjunction with appropriate acoustic seals.

### Availability

This is available as a single or pairs of doors any leaf size up to 3050 x 1250mm and can be glazed to customers requirements.



### Noberne Doors Limited

Lupton Street, Hunslet  
Leeds LS10 2QP

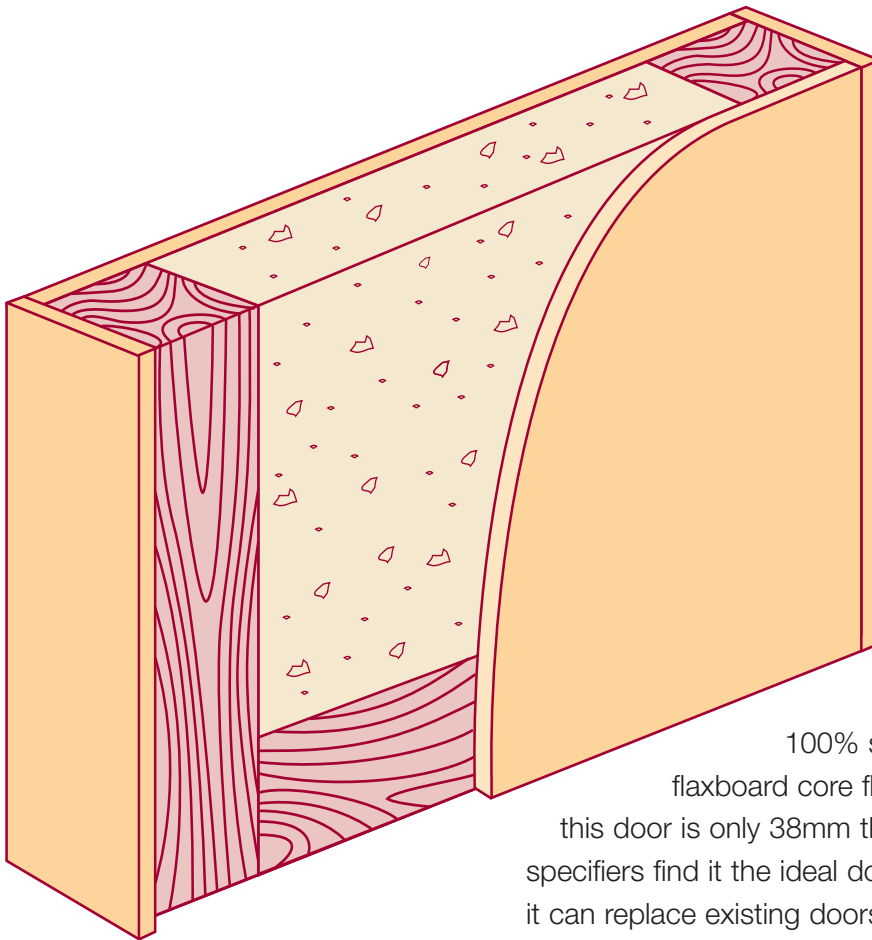
**T** 0113 277 8577  
**F** 0113 277 2049

**E** [nobervedoors@btconnect.com](mailto:nobervedoors@btconnect.com)  
[www.nobervedoors.co.uk](http://www.nobervedoors.co.uk)



# series 2 fire doors

FD 30; FD 30S



The Series 2 is a genuine 100% solid timber and high density flaxboard core flush door. Due to the fact that this door is only 38mm thick, many architects and specifiers find it the ideal door for upgrading work where it can replace existing doors without the need to increase rebate sizes. Quality assured construction.



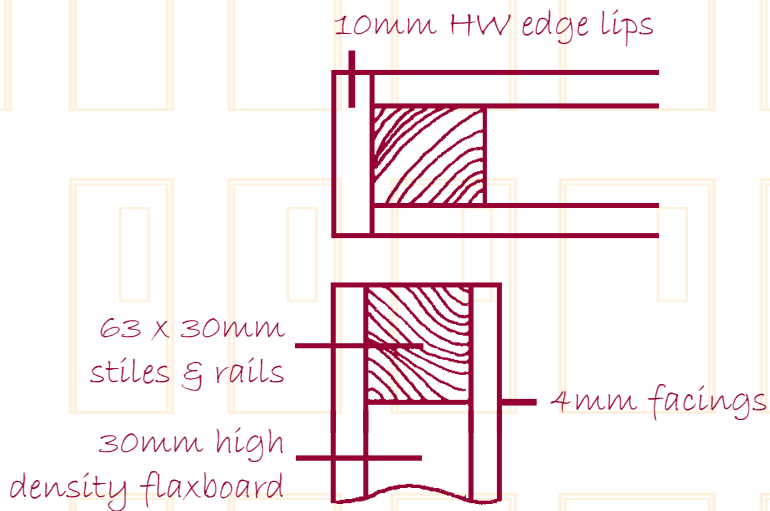
Series 2 doors have been tested by TRADA in accordance with methods specified in BS 476 PART 22 1987 and the following results obtained:

TEST REF	F.R. 1530
INTEGRITY	38 MINUTES
INSULATION	38 MINUTES

*"We have had an excellent working relationship with Noberne Doors for over 25 years and chose them as our preferred supplier on the Trafford Centre project because of their flexible approach to the manufacture of such a large quantity of high quality doors (over 2,500) at a competitive price."*

**RICHARD BROWN, COMMERCIAL DIRECTOR, J W TAYLOR LIMITED**

Illustrations are not to scale



The Series 2 door can be converted into a smoke control door as specified in BS5588 by the addition of suitable flexible seals for internal applications only.

### Specification

Stiles, top and bottom rails of kiln dried softwood 10-12% moisture content or engineered strand timber, core of high density flaxboard, doors faced with 4mm external grade plywood, MDF, or veneered/laminated chipboard as required. Kiln dried hardwood lippings fixed by hot melt gluing to both long edges, lippings to top and bottom as required. This door is for internal applications only. Thickness 38mm. TOLERANCE  $\pm 2$ mm. Average weight 18kg/m<sup>2</sup>

### Acoustics

The Series 2 door is capable of providing acoustic performance in conjunction with appropriate acoustic seals.

### Availability

The Series 2 is available as large single or large pairs of doors in a wide range of sizes (details on request) and finishes to suit customer's requirements and up to 0.40m<sup>2</sup> area may be glazed.



### Noberne Doors Limited

Lupton Street, Hunslet  
Leeds LS10 2QP

**T** 0113 277 8577  
**F** 0113 277 2049

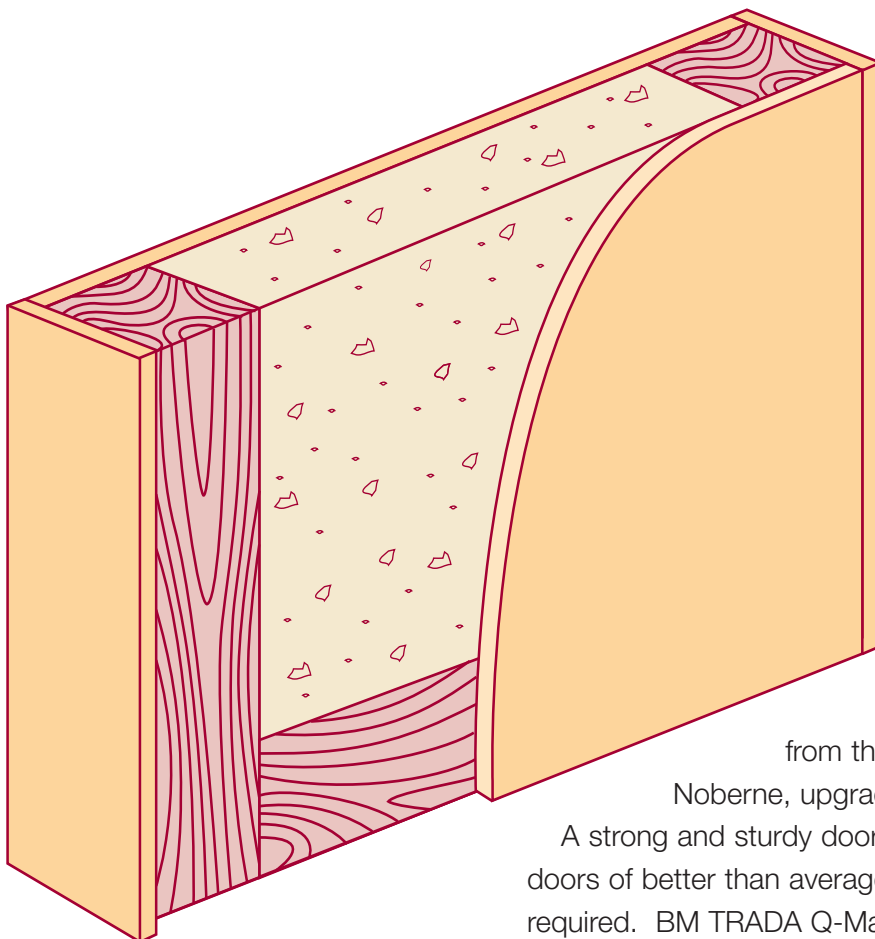
**E** [noberedoors@btconnect.com](mailto:noberedoors@btconnect.com)  
[www.noberedoors.co.uk](http://www.noberedoors.co.uk)



# series 3 fire doors

FD 30; FD 30S

product sheet **PDS 3**



The Series 3 is derived from the first doors manufactured by Noberne, upgraded and improved over the years.

A strong and sturdy door very popular for use wherever doors of better than average strength and durability are required. BM TRADA Q-Mark Quality assured construction.

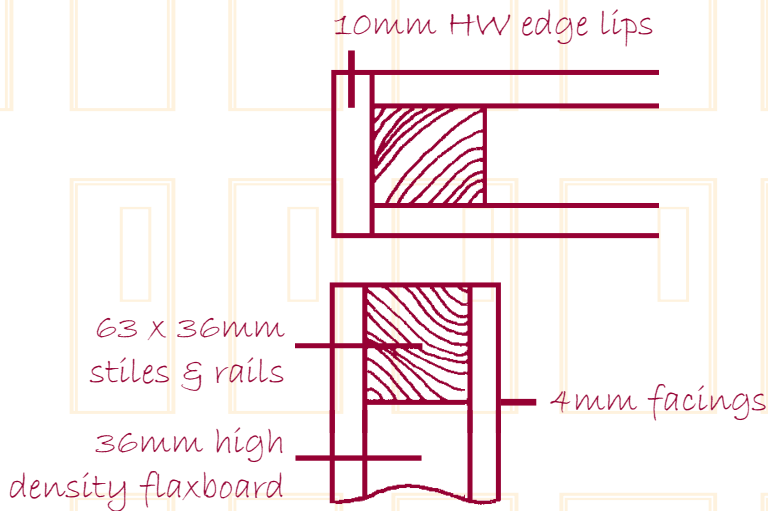
Series 3 doors have been tested by TRADA in accordance with methods specified in BS 476 PART 22 1987 as well as BSEN 1634-1 2000 and the following results obtained:

TEST REF	F.R. 1535
INTEGRITY	39 MINUTES
INSULATION	39 MINUTES

*"I should like to thank you for all of your assistance and the quality of your product supplied at the St Barnabas and Chilwell Churches. A first rate job."*

GRAEME RENTON, BUILDING DESIGN PARTNERSHIP

Illustrations are not to scale



The Series 3 door can be converted into a smoke control door as specified in BS5588 by the addition of suitable flexible seals.

### Specification

Stiles, top and bottom rails of kiln dried softwood 10-12% moisture content or engineered strand timber, core of high density flaxboard, doors faced with 4mm external grade plywood, MDF, or veneered/laminated chipboard as required. Kiln dried hardwood lippings fixed by hot melt gluing to both long edges, lippings to top and bottom as required. Thickness 44mm. Plywood doors 43mm nominal thickness.  
TOLERANCE  $\pm 2$ mm.  
Average weight 20kg/m<sup>2</sup>.

### Acoustics

Tested to achieve a minimum 29dB Rw for single leaf, single action doorsets at SRL (Sound Research Laboratories) in conjunction with appropriate acoustic seals.

### Availability

The Series 3 is available as large single or large pairs of doors in a wide range of sizes (details on request) and finishes to suit customer's requirements and up to 0.86m<sup>2</sup> area may be glazed.



### Noberne Doors Limited

Lupton Street, Hunslet  
Leeds LS10 2QP

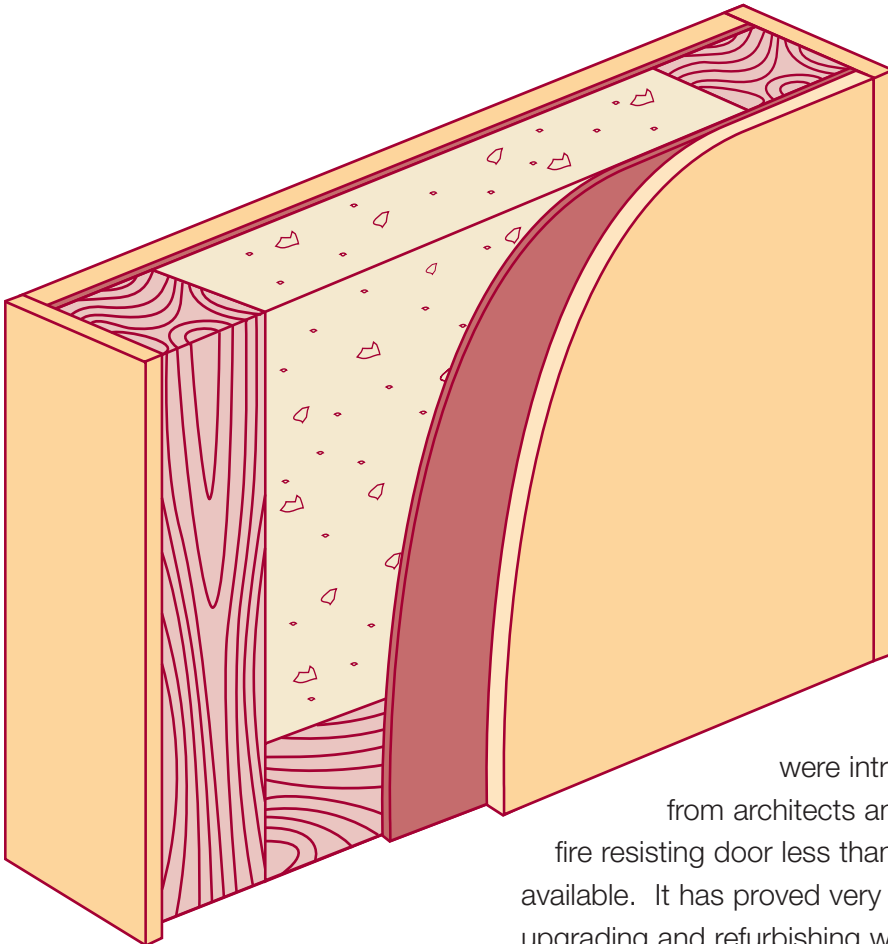
**T** 0113 277 8577  
**F** 0113 277 2049

**E** [noberedoors@btconnect.com](mailto:noberedoors@btconnect.com)  
[www.noberedoors.co.uk](http://www.noberedoors.co.uk)



# series 4 fire doors

FD 60; FD 60S



Noberne Series 4 46mm doors were introduced following requests from architects and specifiers for a one hour fire resisting door less than the 54mm thickness normally available. It has proved very popular in the fields of upgrading and refurbishing where it has enabled costs to be contained or even reduced. BM TRADA Q-Mark Quality assured construction.

Series 4 doors have been tested by Chiltern International Fire in accordance with methods specified in BS 476 PART 22 1987 and the following results obtained:

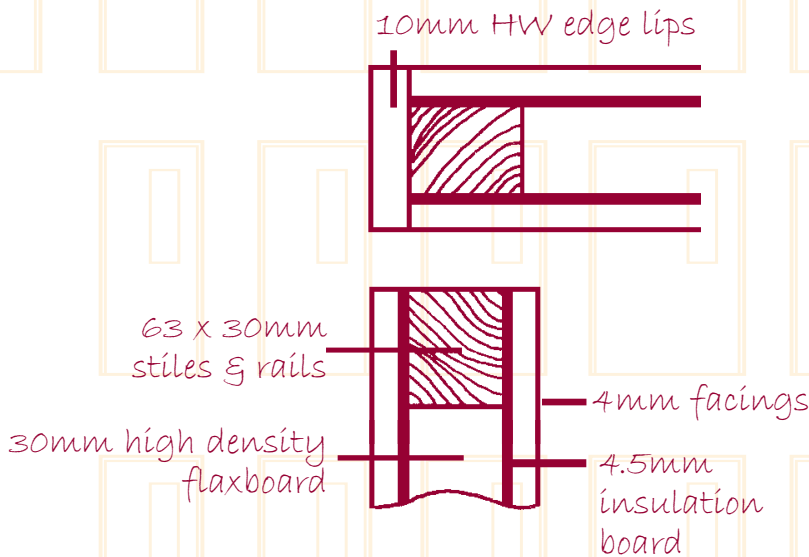
TEST REF	RF98089
INTEGRITY	68 MINUTES
INSULATION	68 MINUTES



*"I wish to thank you for an excellent job, well done. Both myself and the users of the Selly Oak Hospital Post Graduate Centre are very impressed with your Doorsets."*

MAX HAYWARD, PINNEGAR SMITH ARCHITECTS

Illustrations are not to scale



### Specification

Stiles, top and bottom rails of kiln dried softwood 10-12% moisture content or engineered strand timber, core of high density flaxboard, doors faced with 4.5mm non-asbestos insulation board, bonded to each face of the flaxboard and framing, doors faced with 4mm external grade plywood, MDF or veneered/laminated chipboard as required. Kiln dried hardwood lippings fixed by hot melt gluing to both long edges, lippings to top and bottom as required.

Thickness 46mm.  
TOLERANCE  $\pm 2$ mm.  
Average weight 29kg/m<sup>2</sup>.

### Acoustics

Tested to achieve a minimum 30dB Rw for single leaf, single action doorsets at Salford University in conjunction with appropriate acoustic seals.

### Availability

The Series 4 is available as large single or large pairs of doors in a wide range of sizes (details on request) and finishes to suit customer's requirements and up to 0.67m<sup>2</sup> of the door area may be glazed using various patent glazing systems.

The Series 4 door can be converted into a smoke control door as specified in BS5588 by the addition of suitable flexible seals.

1 hour doors must be installed in a hardwood frame of appropriate section and density.



### Noberne Doors Limited

Lupton Street, Hunslet  
Leeds LS10 2QP

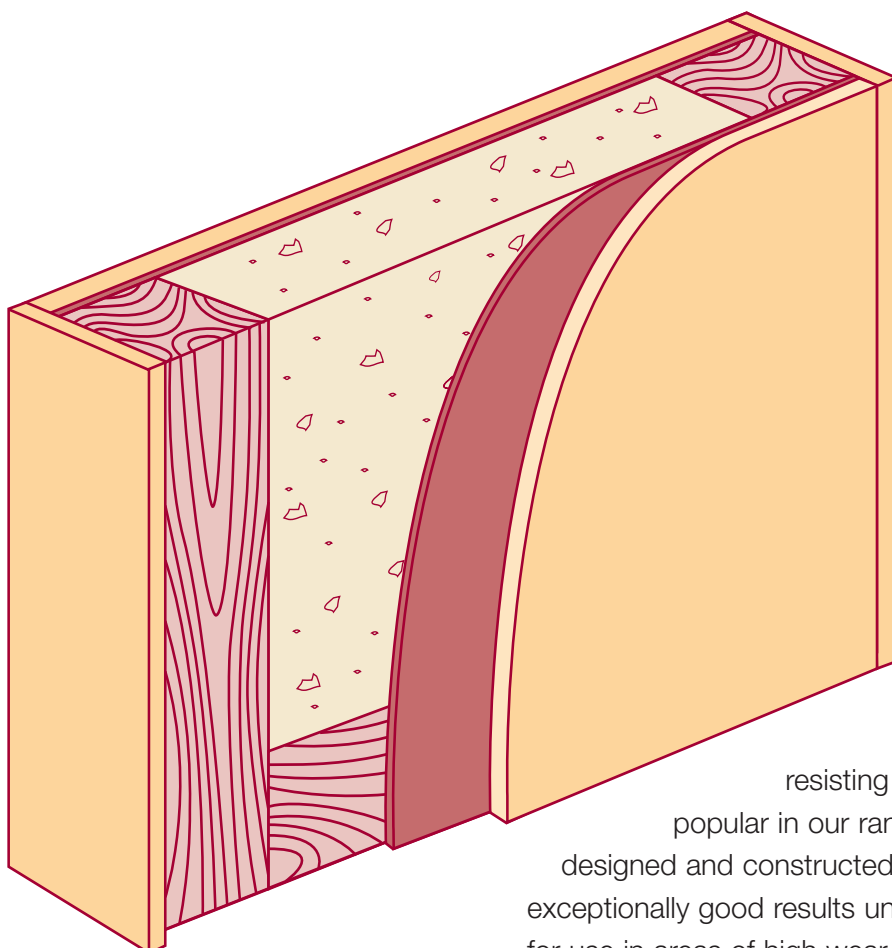
**T** 0113 277 8577  
**F** 0113 277 2049

**E** [noberedoors@btconnect.com](mailto:noberedoors@btconnect.com)  
[www.noberedoors.co.uk](http://www.noberedoors.co.uk)



# series 5 fire doors

FD 60; FD 60S



The Series 5 53mm fire resisting door is one of the most popular in our range. An extremely well designed and constructed door, it has obtained exceptionally good results under test and is recommended for use in areas of high wear and tear. BM TRADA Q-Mark Quality assured construction.

Series 5 doors have been tested by TRADA in accordance with methods specified in BS 476 PART 22 1987, BS EN 1634-1 2000 and the following results obtained:

TEST REF	F.R. 1520B
INTEGRITY	70 MINUTES
INSULATION	70 MINUTES

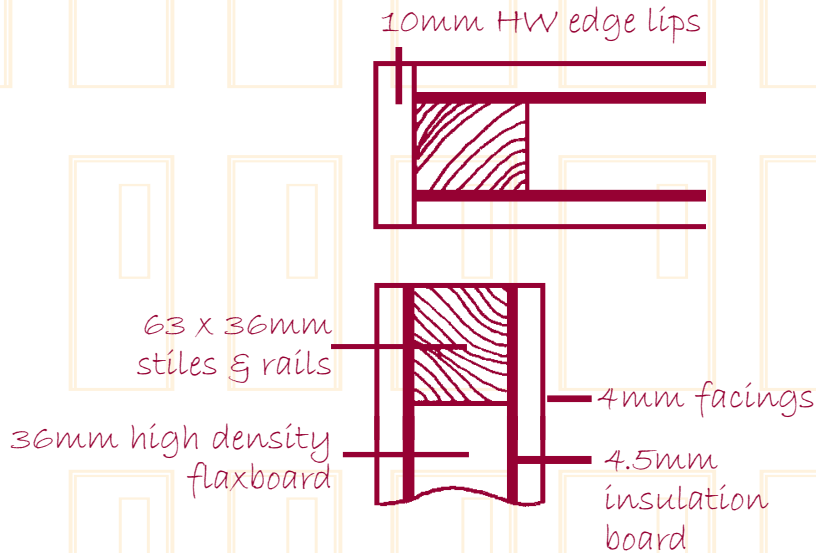


*"I wish to compliment your company on the excellent service and advice I have recently received from your staff on two independent projects. I found them to be totally professional and took the time to explain the way in which you operate, which I found to be very helpful.*

*If only other suppliers were so helpful and informative."*


**DAVID FURNESS, PROJECTS MANAGER, ARMITAGE & ELLIOTT, JOINERS & SHOPFITTERS**

Illustrations are not to scale



A construction utilising a 36mm thick high density flaxboard core with MDF, sub facings is available for limited applications.

1 hour doors must be installed in a hardwood frame of appropriate section and density.



### Specification

Stiles, top and bottom rails of kiln dried softwood 10-12% moisture content or engineered strand timber, core of high density flaxboard, doors faced with 4.5mm non-asbestos insulation board, bonded to each face of the flaxboard and framing, doors faced with 4mm external grade plywood, MDF or veneered/laminated chipboard as required. Kiln dried hardwood lippings fixed by hot melt gluing to both long edges, lippings to top and bottom as required.

Thickness 53mm.

TOLERANCE  $\pm 2$ mm.

Average weight 32kg/m<sup>2</sup>.

### Acoustics

Tested to achieve a minimum 31dB Rw for single leaf, single action doorsets at SRL (Sound Research Laboratories) and Salford University in conjunction with appropriate acoustic seals.

### Availability

The Series 5 is available as large single or large pairs of doors in a wide range of sizes (details on request) and finishes to suit customer's requirements and up to 0.68m<sup>2</sup> area may be glazed using various patent glazing systems.

The Series 5 door can be converted into a smoke control door as specified in BS5588 by the addition of suitable flexible seals.

### Noberne Doors Limited

Lupton Street, Hunslet  
Leeds LS10 2QP

**T** 0113 277 8577

**F** 0113 277 2049

**E** [nobervedoors@btconnect.com](mailto:nobervedoors@btconnect.com)

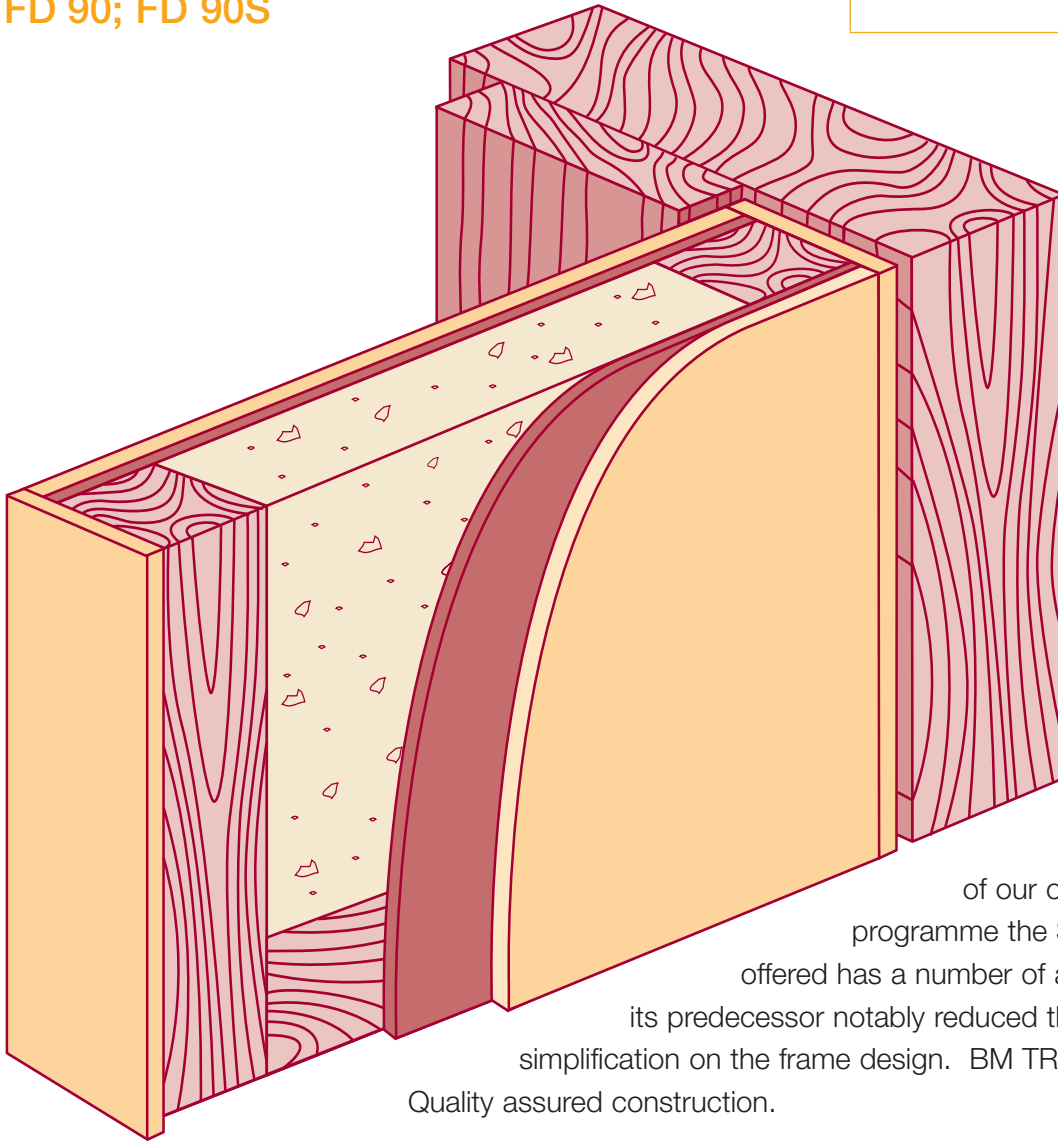
[www.nobervedoors.co.uk](http://www.nobervedoors.co.uk)



# series 6 fire doorsets

FD 90; FD 90S

product sheet PDS 6



As a result of our ongoing test programme the Series 6 currently offered has a number of advantages over its predecessor notably reduced thickness and a simplification on the frame design. BM TRADA Q-MARK Quality assured construction.

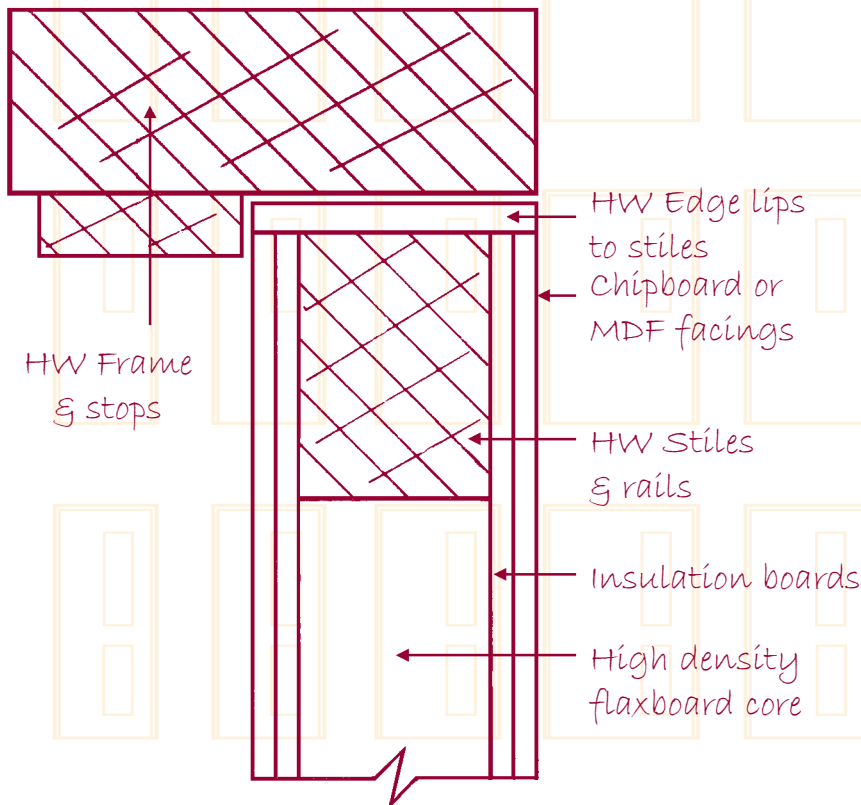


The doors are factory hung on journal supported lift off hinges. A Tubular mortice latch IFM 11.4 has most recently been tested on our doors but other locks/latches may be used subject to satisfactory test data. Face mounted door closers manufactured by Dorma Ref. TS83 were satisfactorily tested with this doorset.

*“The doorsets you recently supplied for the National Science Learning Centre at The University of York reflected the quality to which the whole project was designed and constructed. The service from Noberne Doors was excellent, especially when dealing with late additions and amendments.”*

Peter Stebbings, Architect, Farrell and Clark, Architects and Master Planners

Illustrations are not to scale



Constructed from materials traditionally used in door and joinery manufacture means that ironmongery is fitted in the normal manner associated with flush doors. Visually these doors can be matched with other doors supplied by ourselves.

The Series 6 has been tested in accordance with methods specified in BS476 PART 22 and the following results obtained:

TEST REF	R.F. 96057
INTEGRITY	105 MINUTES

### Specification

Stiles, top and bottom rails of kiln dried hardwood 10-12% moisture content, core of a high density with a non-asbestos insulation board bonded to each face of the core and framing. Doors faced with 4mm veneered/laminated chipboard MDF or external grade plywood as required. Kiln dried hardwood lippings fixed by hot melt glueing to edges. Thickness 56mm.  
TOLERANCE  $\pm 2$ mm.  
Average weight 39kg/m<sup>2</sup>  
Frame in hardwood 94 x 44mm finished size with 32 x 19mm stop lath with appropriate intumescent and cold smoke seals.

### Acoustics

Assessed to 32dB Rw by SRL (Sound Research Laboratories) for single action, single leaf doorsets in conjunction with appropriate acoustic seals.

### Availability

The Series 6 doorset is offered as a single leaf, single action latched doorset or as a double leaf single action latched doorset. Slightly smaller maximum leaf sizes apply to unlatched or double action configurations. Details of sizes on request.

A full range of finishes and both internal and external quality doorsets are available. Metal glazing frame factory glazed apertures with clear glazing are offered.

Standard vision panel sizes are 300 x 300mm, 750 x 150mm, 1250 x 180mm. Other sizes are available to special order on request. Up to 0.23m<sup>2</sup> area may be glazed.

### Noberne Doors Limited

Lupton Street, Hunslet  
Leeds LS10 2QP

**T** 0113 277 8577  
**F** 0113 277 2049

**E** [noberedoors@btconnect.com](mailto:noberedoors@btconnect.com)  
[www.noberedoors.co.uk](http://www.noberedoors.co.uk)

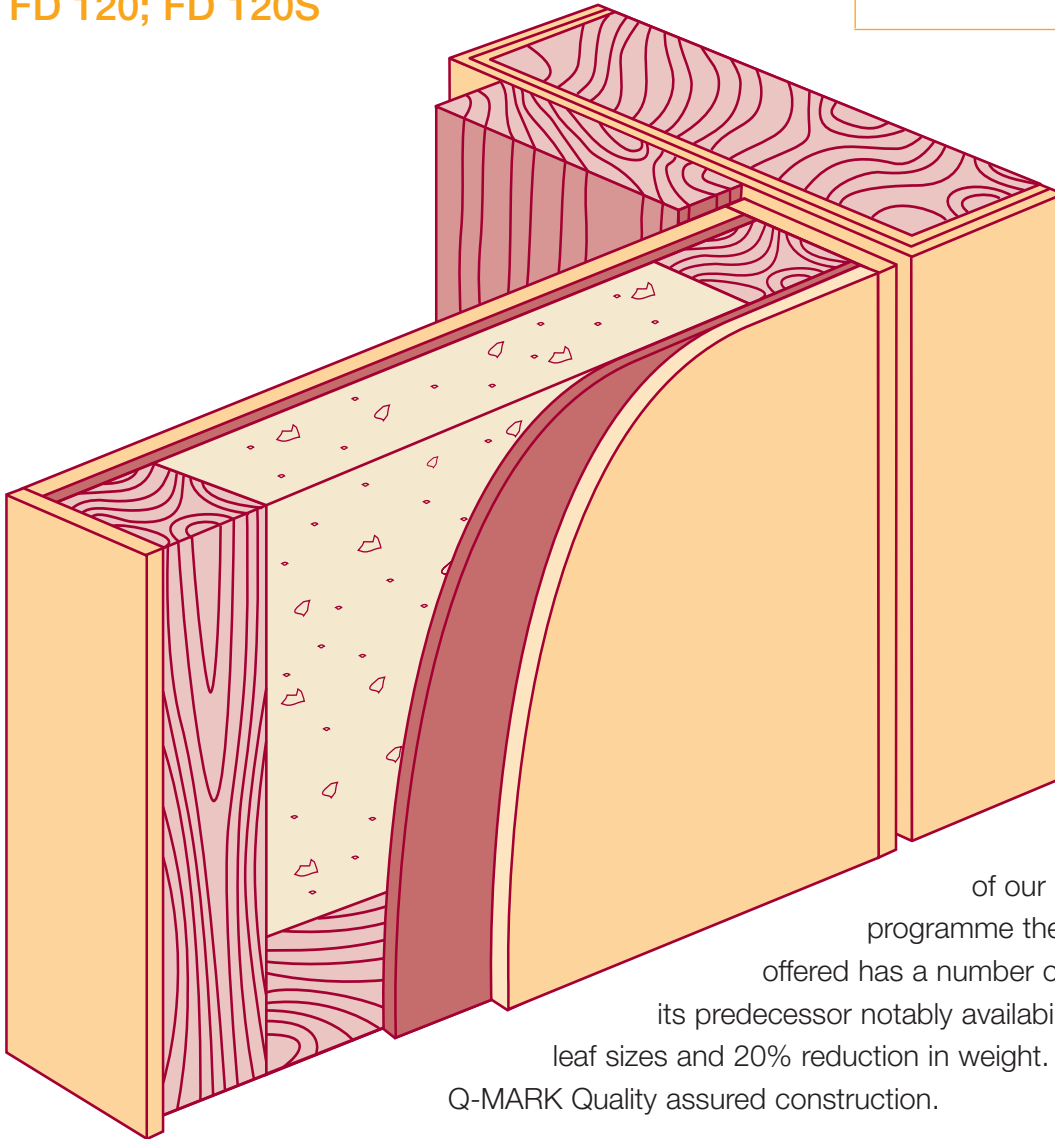


# series 7 fire doorsets



FD 120; FD 120S

product sheet PDS 7



As a result of our ongoing test programme the Series 7 currently offered has a number of advantages over its predecessor notably availability as pairs, larger leaf sizes and 20% reduction in weight. BM TRADA Q-MARK Quality assured construction.

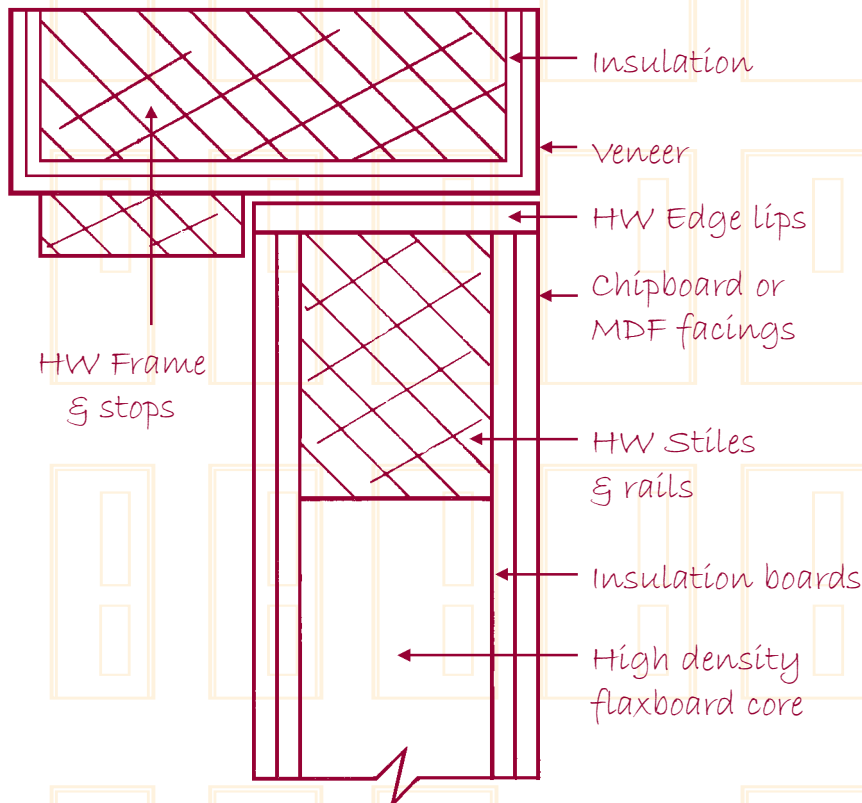


The doors are factory hung on journal supported lift off hinges. A UNION 2648 latch has most recently been tested on our doors but other locks/latches may be used subject to satisfactory test data. Face mounted door closers manufactured by JEBRON Ref. 4200 were satisfactorily tested with this doorset.

*"From contractor Laing's point of view, Noberne were excellent throughout the design stages when agreeing details and sizes. They were proactive with requests, provided a detailed and thorough site service and there were no issues with regard to snagging since installation, on the whole the contractor was completely satisfied with Noberne's service."*

PETER STEBBINGS, ARCHITECT, FARRELL AND CLARK, ARCHITECTS AND MASTER PLANNERS

Illustrations are not to scale



Constructed from materials traditionally used in door and joinery manufacture means that ironmongery is fitted in the normal manner associated with flush doors. Visually these doors can be matched with other doors supplied by ourselves.

The Series 7 has been tested in accordance with methods specified in BS476 PART 22 and the following results obtained:

TEST REF	F.R. 1461
INTEGRITY	122 MINUTES

### Specification

Stiles, top and bottom rails of kiln dried hardwood 10-12% moisture content, core of a high density flaxboard with a non-asbestos insulation board bonded to each face of the core and framing. Doors faced with 4mm veneered/laminated chipboard or MDF as required. Kiln dried hardwood lippings fixed by hot melt glueing to both long edges. Thickness 62mm  
TOLERANCE  $\pm 2$ mm  
Average weight 44kg/m<sup>2</sup>  
Frame 100 x 41mm finished size with 32 x 19mm stop lath.

### Acoustics

Assessed to achieve 32dB Rw by SRL (Sound Research Laboratories) for single action, single leaf doorsets in conjunction with appropriate acoustic seals.

### Availability

The Series 7 doorset is offered as a single leaf, single action latched doorset or as a double leaf single action latched doorset. Slightly smaller maximum leaf sizes apply to unlatched or double action configurations. Details of sizes on request.

A full range of finishes for internal quality doorsets are available. Metal glazing frame factory glazed apertures with clear glazing are offered.

Standard vision panel sizes are 300 x 300mm, 750 x 150mm, 1250 x 180mm. Other sizes are available to special order on request. Up to 0.23m<sup>2</sup> area may be glazed.

### Noberne Doors Limited

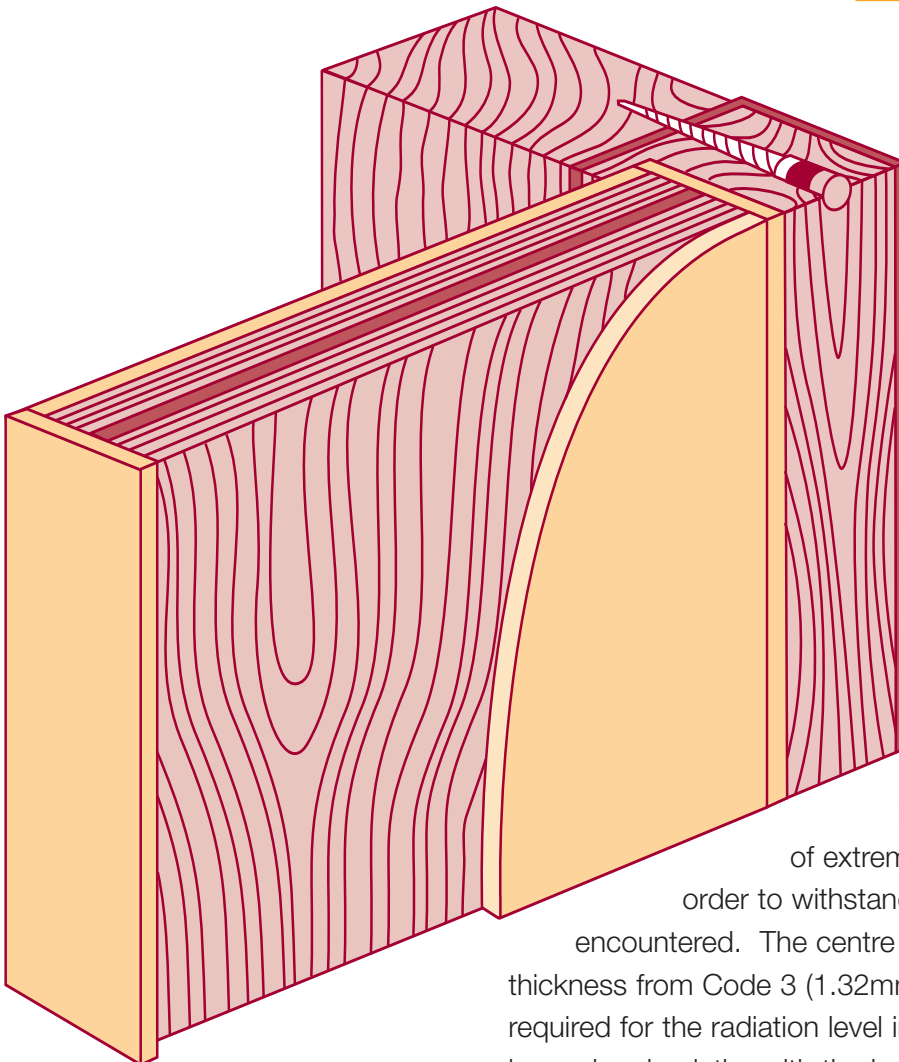
Lupton Street, Hunslet  
Leeds LS10 2QP

**T** 0113 277 8577  
**F** 0113 277 2049

**E** nobernedoors@btconnect.com  
[www.nobernedoors.co.uk](http://www.nobernedoors.co.uk)



# series 8 x-ray doorsets



Noberne X-Ray Doors are of extremely robust construction in order to withstand the hard usage frequently encountered. The centre lead membrane can be any thickness from Code 3 (1.32mm) up to Code 7 (3.15mm) as required for the radiation level involved. Pairs of doors must have clapping laths with the lead to the back of the lath. Glazing apertures can be provided subject to the use of radiation shielding glass. Frames for X-RAY doors must also incorporate lead membranes and, for this reason, we prefer to supply both doors and frames as complete units. X-RAY doors and frames must not be perforated.

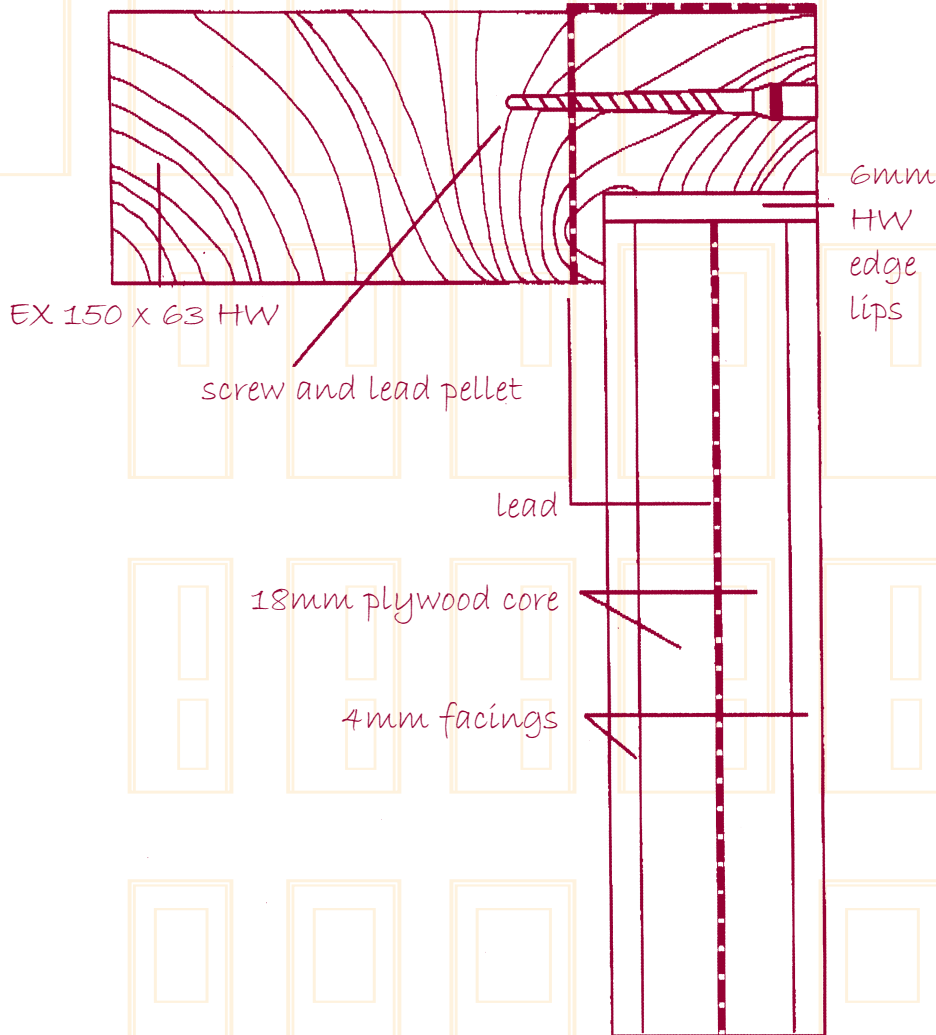


*"The ground breaking design of the Sage Music Centre Gateshead, meant that this was going to be a complex job from the start, so we were keen to work with our preferred specialist door supplier Noberne, for we knew they would be reliable and hard working.*

*We experienced some difficulties, due to the demands of the building, but Noberne worked in close partnership with us to ensure that the required designs were achieved. They had the right product range and experience, which meant they took everything in their stride, becoming an integral part of our team."*

GARY ABRAHAMS, MANAGING DIRECTOR, ABRAHAMS & CARLISLE

Illustrations are not to scale



### Specification

Core of 2 No. 18mm plywood sheets separated by a lead membrane of a thickness in keeping with anticipated radiation level. Doors faced with 4mm MDF or high density chipboard to receive veneers; laminate; 6mm hardwood lippings to both long edges and top and bottom edges. Standard door frame section EX 150mm x 63mm hardwood. Thickness with Code 5 lead 46mm. Fire rated doors are 54mm thick where vision panels are required. TOLERANCE  $\pm 2$ mm. Average weight 54 kg/m<sup>2</sup>.

### Acoustics

Tested to achieve a minimum 35dB Rw for single leaf, single action doorsets at Salford University in conjunction with appropriate acoustic seals.

### Availability

Noberne X-RAY doors are available as single or pairs of doors in a large range of sizes and finishes to suit customers' requirements.

### Fire rating

We have full EN 1634-1 2000 fire test evidence on singles 2045mm x 1053mm wide, and on pairs 2250mm x 1003mm wide each leaf up to 2230mm x 918mm. We can achieve a maximum glazed area of 0.32m<sup>2</sup> in 54mm thick doors. Further details are available on request.




### Noberne Doors Limited

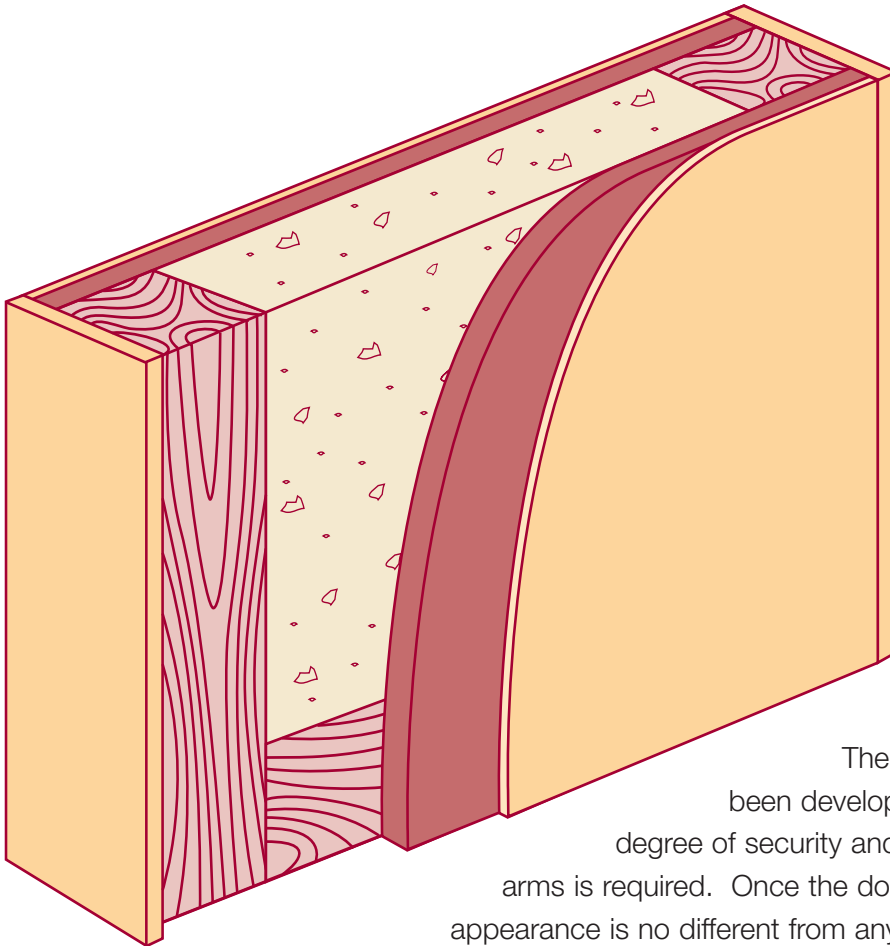
Lupton Street, Hunslet  
Leeds LS10 2QP

**T** 0113 277 8577  
**F** 0113 277 2049

**E** [nobervedoors@btconnect.com](mailto:nobervedoors@btconnect.com)  
[www.nobervedoors.co.uk](http://www.nobervedoors.co.uk)



# series 9 bullet resisting doors



The Noberne Bullet Resisting door has been developed for use in areas where a high degree of security and resistance to the discharge of fire arms is required. Once the door is fixed in position its appearance is no different from any other flush door. The door has been tested in accordance with British Standard 5051 Part 1 1973 with the following successful results.

### **G1 Standard**

Three shots were fired from a 357 Magnum pistol at a range of 3 metres in a triangular pattern and all shots were successfully held.

### **G2 standard**

Four shots were fired from a 44 Magnum pistol at a range of 3 metres in a triangular pattern and all the shots were successfully held. Both the above tests were carried out on the same door panel which was 595mm x 595mm.

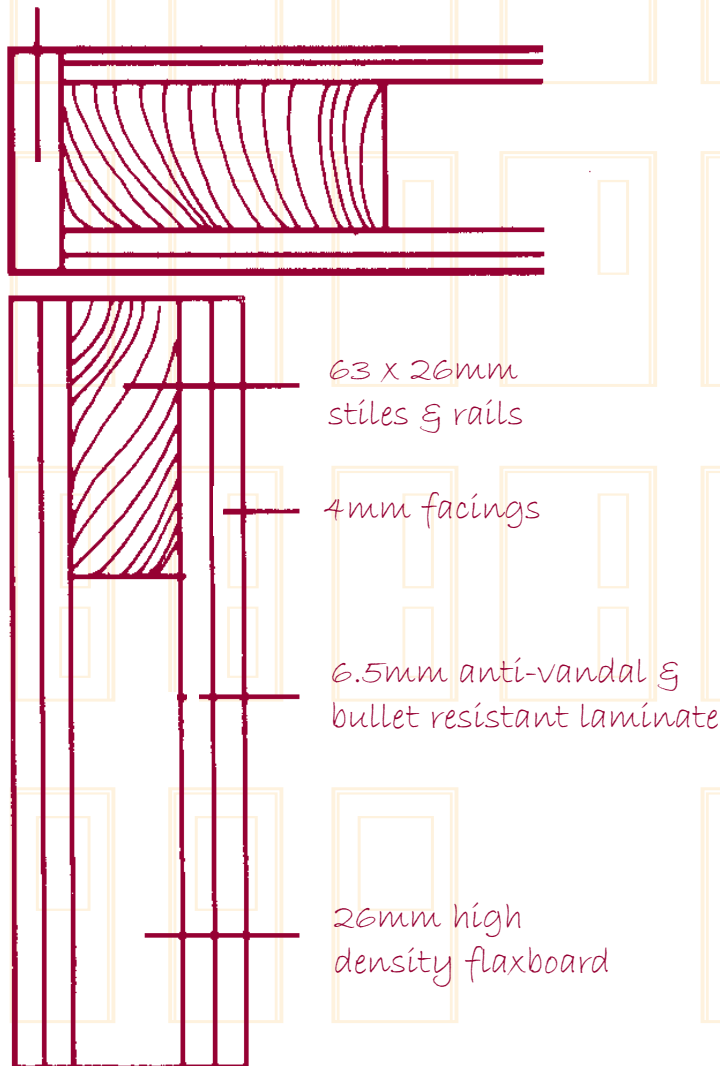


*"A luxury city centre hotel like the Radisson SAS Leeds demands luxury doors, which is exactly what Noberne provided. As usual Noberne's delivery and scheduling were accurate and reliable and their level of service was first class."*

GARY ABRAHAMS, MANAGING DIRECTOR, ABRAHAMS & CARLISLE

Illustrations are not to scale

6mm HW edge lips



### Specification

Stiles, top and bottom rails of kiln dried softwood 10-12% moisture content; core of high density flaxboard with 6.5mm anti-vandal and bullet resisting laminate bonded to each face of the flaxboard and framing. Doors faced with 4mm internal or external grade plywood or chipboard as required. Kiln dried hardwood lippings fixed by none melt glueing to both long edges; lippings to top and bottom as required.  
Thickness 47mm.  
TOLERANCE  $\pm 2$ mm.  
Average weight 55kg/m<sup>2</sup>.

### Locking Systems

Noberne Series 9 doors can be factory fitted with most of the built-in multiple locking systems that are currently available. Alternatively doors can be supplied ready to receive surface mounted locking systems. We should be pleased to discuss your particular requirement.

### Acoustics

These designs are capable of 29dB Rw acoustic performance on single leaf, single action configuration with appropriate acoustic seals.

### Availability

Noberne Bullet resisting doors are available in a large range of sizes and finishes to suit customer requirements.

#### Noberne Doors Limited

Lupton Street, Hunslet  
Leeds LS10 2QP

**T** 0113 277 8577  
**F** 0113 277 2049

**E** [nobenedoors@btconnect.com](mailto:nobenedoors@btconnect.com)  
[www.nobenedoors.co.uk](http://www.nobenedoors.co.uk)

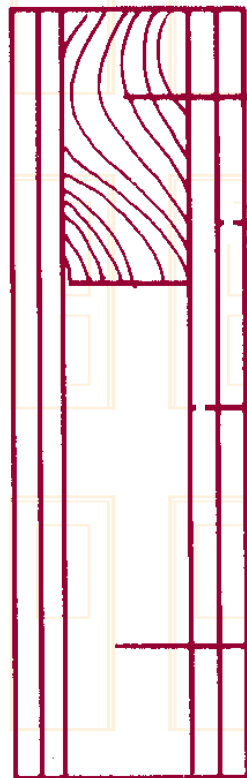
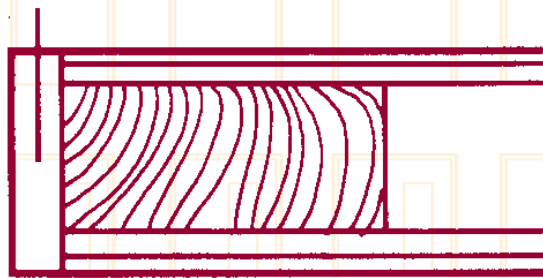


# series 10 security doors

Illustrations are not to scale

product sheet PDS 10

10mm HW edge lips



63 x 30mm  
stiles & rails

4mm facings

3mm anti-vandal laminate

30mm high  
density flaxboard

The Series 10 security and anti-vandal doors are designed for use in areas where security is of paramount importance.

These doors can be supplied with facings of highly vandal resistant decorative laminate, which are manufactured to order in virtually any colour in the BS4800 colour range, and have been impact tested to BS5544 - anti-bandit material resistant to manual attack. The anti-vandal/bandit laminate can also be built into the core of the door and covered with any of the available veneers or faced with plywood to receive paint or stain.

### Specification: SD doors with built in anti bandit laminate

Stiles, top and bottom rails of kiln dried softwood 10-12% moisture content; core of high density flaxboard with 3mm anti-vandal laminate bonded to each face of the flaxboard and framing. Doors faced with 4mm veneered chipboard facing or external grade plywood.

Kiln dried hardwood lippings fixed by hot melt glueing to both long edges; lippings to top and bottom as required.

Thickness 44mm.

TOLERANCE  $\pm 2$ mm.

Average weight 30kg/m<sup>2</sup>.

*Please note if a built in multiple locking system is specified. Some changes to core construction may be required.*

### Specification: SDF doors with decorative facings.

Stiles, top and bottom rails of kiln dried softwood 10-12% moisture content; core of high density flaxboard with 4mm anti-vandal laminate bonded to each face of the flaxboard and framing. Kiln dried hardwood lippings faced by hot melt glueing to both top and bottom as required.

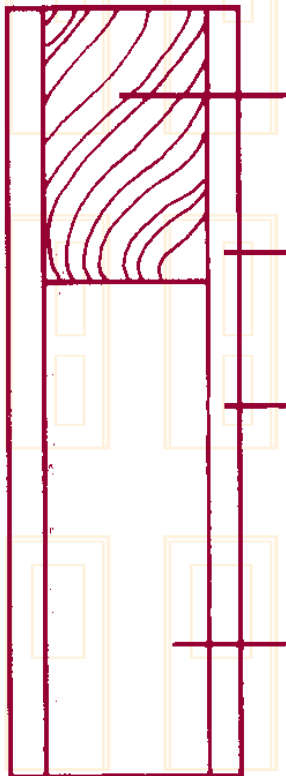
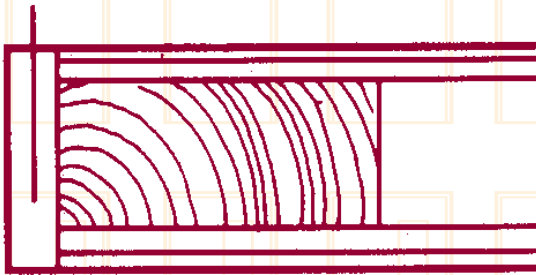
Thickness 44mm.

TOLERANCE  $\pm 2$ mm.

Average weight 30kg/m<sup>2</sup>.

Illustrations are not to scale

10mm HW edge lips



63 x 26mm  
stiles & rails

4mm facings

4mm anti-vandal laminate

36mm high  
density flaxboard

### Locking Systems

Noberne Series 10 doors can be factory fitted with most of the built in multiple locking systems which are available. Alternatively, doors can be supplied ready to receive surface mounted locking systems. We shall be pleased to discuss your specific requirements.

### DD 171 Mechanical Performance Standard

We have evidence for heavy duty performance of Series 1 and Series 3 doors in softwood frames.

### Acoustics

These designs are capable of 29dB Rw acoustic performance on single leaf, single action configurations with appropriate acoustic seals.

### Availability

Noberne Series 10 doors are available in a large range of sizes to suit customer requirements.

### Fire rating

We have indicative BS476:Part 20 Test Data for 45 minutes on this construction.

#### Noberne Doors Limited

Lupton Street, Hunslet  
Leeds LS10 2QP

**T** 0113 277 8577  
**F** 0113 277 2049

**E** [noberedoors@btconnect.com](mailto:noberedoors@btconnect.com)  
[www.noberedoors.co.uk](http://www.noberedoors.co.uk)



**technical data sheets**



# technical data sheets



# fire resisting doorsets and ironmongery 30-120 minutes



technical sheet TDS 1

Noberne are able to offer Fire Rated Doorsets comprising door, frame, intumescent/cold smoke seals and lift off hinges with the option of including factory glazing, factory decoration, flush fitted fire rating indicator discs/signs, extension linings and architraves. We can, if required, include for morticing for locks or latches, however we do not recommend fitting projecting ironmongery in the factory due to the risk of damage.

Noberne Doorsets offer the following advantages over the supply of doors only:

- Correct frame and intumescent components used in accordance with our test evidence.
- Doorsets covered by the BM TRADA Q Mark Quality Assurance scheme.
- Factory control over sizing components to fit each other.
- Greater consistency in selecting frame material to complement beads and lippings.
- Assembly as close as possible to tested Doorset.
- Saving in on site installation time.

Doorsets can be offered to our standard design or customized to meet customers design standards ie: HTM58 for hospitals, BB93 for schools and DDA requirements to incorporate such criteria as minimum clear widths, vision panel sizes and contrasting edge lips.

The range of finishes is wide ranging from paint grade, veneers or laminates.

The preferred intumescent detail is the concealed system\* behind the edge lips in conjunction with a separate cold smoke seal in the stop of the frame. This protects the intumescent from mechanical damage and locates the cold smoke seal in an uninterrupted location to give a more effective seal as well as providing a buffer when the door shuts. Consideration should be made to protect the back of the frame with an intumescent seal where the frame/structure interface occurs.

In the case of 30 and 60 minute doorsets solid frames are recommended and are usually available as a solid section up to 144mm wide. Examples of typical specifications are included elsewhere in this catalogue.

Details of 90 and 120 minute doorsets are given in more detail on Product Data Sheets PDS6 and PDS7.

As with all Noberne products the emphasis is on offering a made to measure service so non standard sizes or more onerous configurations are our speciality.

We can offer a site measurement service further details on request.

A site installation service is available using our approved installers, again further details on request.

\* Exact detailing on request, varies with configuration.

## Ironmongery

Whilst Noberne do not have a range of ironmongery specifically offered with door sets. We are able to offer sets pre-machined for locks, push/kick plates, air transfer grilles, indicator discs/signs and concealed closers.

We do not offer machining for flush bolts as we believe such ironmongery compromises the long term performance of the doorset.

Doors are pre hung on lift off/butt hinges either from our range of Royde & Tucker hinges, or if necessary on a clients preferred hinge.

On higher fire rated doorsets there are greater restrictions on the type of approved ironmongery able to be used.



**Noberne Doors Limited**

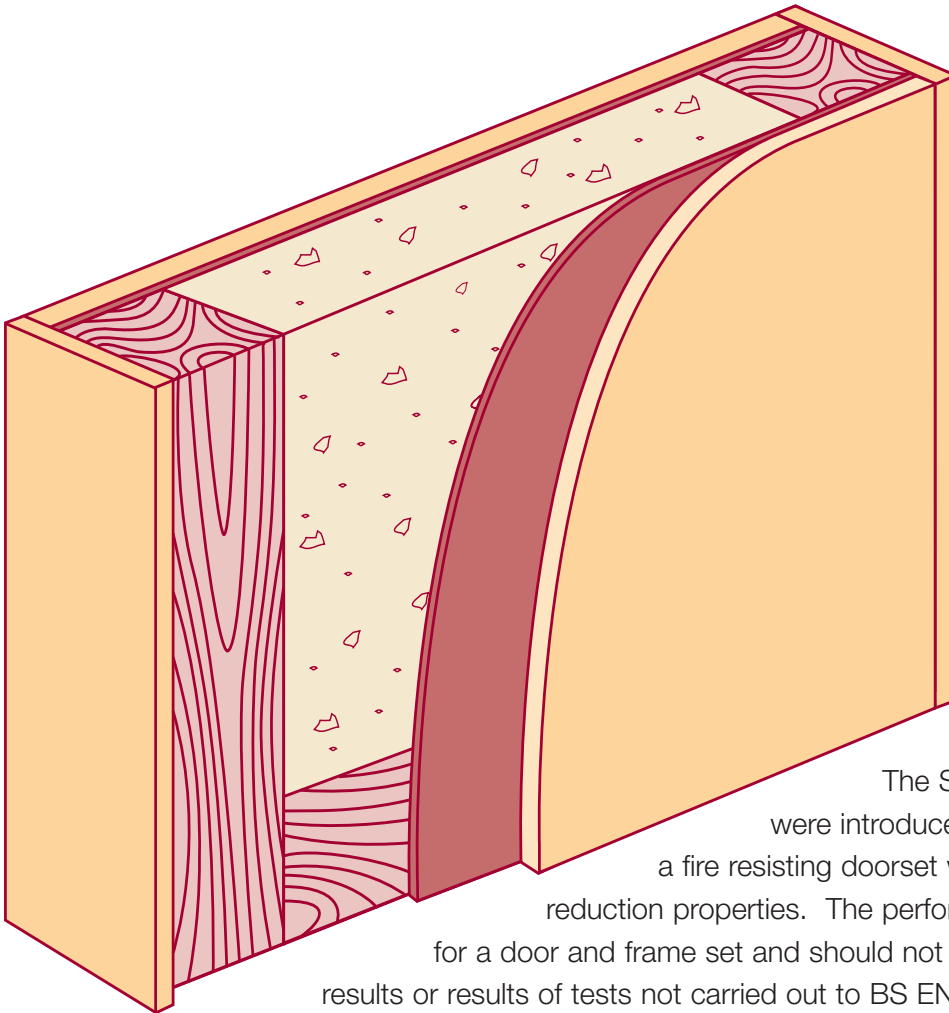
Lupton Street, Hunslet  
Leeds LS10 2QP

**T** 0113 277 8577  
**F** 0113 277 2049

**E** [nobervedoors@btconnect.com](mailto:nobervedoors@btconnect.com)  
[www.nobervedoors.co.uk](http://www.nobervedoors.co.uk)



# sound attenuating doorsets



The Sound attenuating doorsets were introduced in response to requests for a fire resisting doorset which also had known sound reduction properties. The performance figures quoted are for a door and frame set and should not be compared with "door only" results or results of tests not carried out to BS EN ISO 1140 Part 3 1995. All tests carried out on single leaf, single action configurations.



Noberne doorsets have been tested by TRADA for fire resistance, offered and by the University of Salford Department of Applied Acoustics and SRL (Sound Research Laboratories) with the following results giving the WEIGHTED SOUND REDUCTION INDEX (Rw) in accordance with BS 5281:1984

*"Now that the refurbishment of the postgraduate centre in Selly Oak hospital, Birmingham is complete and occupied by the client, I wish to thank you for an excellent job, well done. Both myself and the hospital users are very impressed with your doorsets."*

**Specification**

**DOOR CONSTRUCTION.** Stiles, top and bottom rails of kiln dried softwood 10-12% moisture content or engineered strand timber, core of high density flaxboard with non-asbestos insulation board, bonded to each face of the flaxboard and framing. In the case of 35dB Rw doors there is no perimeter frame and the core is 2mm lead with 18mm plywood bonded to each face of the lead. All doors are faced with 4mm external grade plywood, MDF or chipboard as required. Kiln dried hardwood lippings are fixed by high frequency glueing to both long edges, lippings to top and bottom as required for the Series 1-6 and 8.

**FRAME.** Ex 100 x 63mm hardwood with 19mm deep rebate fitted with seals, with the door closing onto a threshold. When a fire resisting rating is required the necessary intumescent seals are fitted.

**Availability**

The is available as single or pairs of doors any leaf size up to 3050 x 1250mm and can be glazed to customers requirements.

Series	Performance
1	29 tested
2	27 estimated
3	29 tested
4	30 tested
5	31 tested
6	32 assessed
7	32 assessed
8	35 tested

Figures are based on single action latched doorsets

**Understanding Acoustic Performance**

When looking to specify an accoustic door set it should be considered that the performance of the door set is aggregated with the wall performance in which it is contained.

The performance is weighted against the area of each component and then the aggregated result is achieved.

For example a wall of 10m<sup>2</sup> with a declared performance of 50dB Rw containing within it a door of 2m<sup>2</sup> with declared performance of 30dB Rw will give an aggregated performance of 46dB Rw.

It should be accepted that the optimum results achieved in a laboratory are unlikely to be equalled in an on site location due to the less than optimum factors affecting performance such as configuration of accoustic areas and building finishes.

**Noberne Doors Limited**

Lupton Street, Hunslet  
Leeds LS10 2QP

**T** 0113 277 8577  
**F** 0113 277 2049

**E** [nobernedoors@btconnect.com](mailto:nobernedoors@btconnect.com)  
[www.nobernedoors.co.uk](http://www.nobernedoors.co.uk)



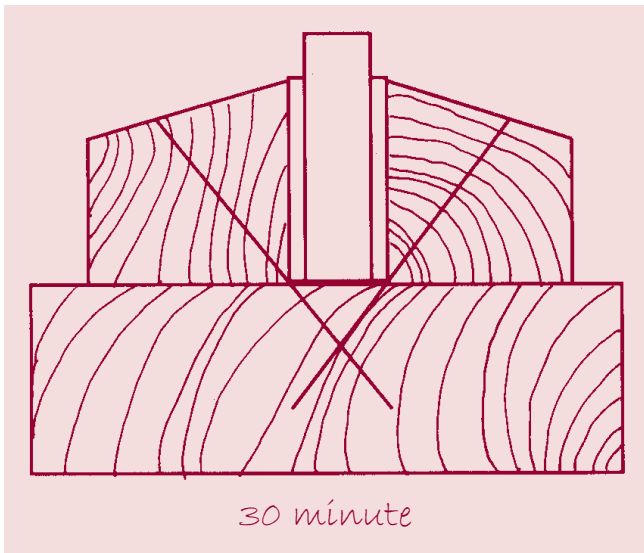
# fire screens

## 30 minutes

Illustrations are not to scale

technical sheet TDS 3

Noberne Doors in conjunction with Sealmaster are able to offer 30 minute fire rated timber glazed screens as manufactured by Noberne Doors and successfully tested by Sealmaster to BS476 Part 22. The 30 minute screen achieved a result of 45 minutes for the largest single pane, test Warres No 61492 refers utilizing Pilkington Pyroshield Safety Glass\*. The largest single pane being 5.31m<sup>2</sup> with additional panes to include a mullion and a transom.



Intumescent seals provide a means of maintaining the integrity of the frame as the exposed beads are burnt away and the unexposed beads gradually deteriorate from the effects of radiated heat and heat conducted through the beads. Conditions at the unexposed top bead are even more severe due to the convected heat rising up the face of the glass. For 30 minute performance the Fireglaze intumescent compound needs to maintain the integrity of the glass-to-bead gap against the heat flow mechanisms. This is achieved using the gun grade flexible sealant applied to both sides of the glass between the beads. Care should be exercised to ensure during installation the Fireglaze intumescent compound fills the gap between the glass and beads to the full depth of the beads. If necessary it is acceptable to use Fireglaze Liner spacers to maintain a consistent 2mm gap between beads and the glass. It is important to ensure there are no visible airholes in the compound. Fireglaze intumescent compound does not emit any toxic gasses or other hazardous materials and apart from normal standards of industrial hygiene no special precautions are required during use, cleaning of glass surfaces should be undertaken after one week using a mild liquid detergent solution.

It is possible to offer softwood framed screens. However we recommend hardwood due to the greater resistance to wear and tear offered by using more dense timber.

An approved installation service is available for 30 minute and 60 minute Fire Resisting Glazed Screens, further details available on request.

\*Pyroshield Safety Glass is manufactured by Pilkington Glass and was previously known as Georgian Wired Safety Polished Glass. Information reproduced with kind permission of Sealmaster Ltd.


	30 minute
GLASS	Pyroshield 1800(w) x 2950(h)mm
BEAD	20mm deep, 15° chamfer
FIXING	38mm screws at 150mm centres, 45° to vertical
LINER	none
FRAME	80 x 25mm 650kgm <sup>3</sup> min. density
SEAL	Fireglaze 20 x 2mm

# fire screens 60 minutes

Illustrations are not to scale

technical sheet TDS 3

Noberne Doors in conjunction with Sealmaster are able to offer 60 Minute fire rated timber glazed screens as manufactured by Noberne Doors and successfully tested by Sealmaster to BS476 Part 22.



The 60 minute screen achieved a result of 64 minutes as a pair of panes with a mullion, each pane being 4.16 m<sup>2</sup> again utilizing Pyroshield Safety Glass test Warres No. 60280 refers.

An alternative 60 minute screen achieved a result of 74 minutes as a pair of panes with a mullion the largest pane being 2.41 m<sup>2</sup> utilizing Schott Pyran Glass, test Yarsley FT/92532.1/MAW/93 refers.

For 60 minute applications the situation is far more onerous than for 30 minute Fire Resisting Screens as other modes of failure may occur. At 30 to 40 minutes the glass reaches its softening point and the pane only remains stable if there is adequate support in the bead region. At about 40 to 50 minutes hot gasses may permeate through fissures in the timber or through imperfect seals to ignite beads on the unexposed side. For these reasons it is essential not only to create a barrier between bead and glass but also to introduce a barrier between the bead and the frame. The Fireglaze Liner of the appropriate width is required to perform this function and is used to line out the screen prior to the glass and beads being fitted in conjunction with the Fireglaze Compound.

Information reproduced with the kind permission of Sealmaster Ltd.

	60 minute	60 minute
GLASS	Pyran 1200(w) x 2000(h)mm	Pyroshield 1420(w) x 2930(h)mm
BEAD	20mm deep, 20° chamfer	34mm deep, 25° chamfer
FIXING	63mm screws at 200mm centres, 30° to vertical	76mm screws at 200mm centres, 25° to vertical
LINER	GL60 45 x 2mm	GL60 63 x 2mm
FRAME	90 x 45mm 650kgm <sup>3</sup> min. density	93 x 44mm 650kgm <sup>3</sup> min. density
SEAL	Fireglaze 20 x 4mm	Fireglaze 34 x 4mm

## Noberne Doors Limited

Lupton Street, Hunslet  
Leeds LS10 2QP

**T** 0113 277 8577

**F** 0113 277 2049

**E** [nobervedoors@btconnect.com](mailto:nobervedoors@btconnect.com)

[www.nobervedoors.co.uk](http://www.nobervedoors.co.uk)



# door frames

Illustrations are not to scale

technical sheet TDS 4

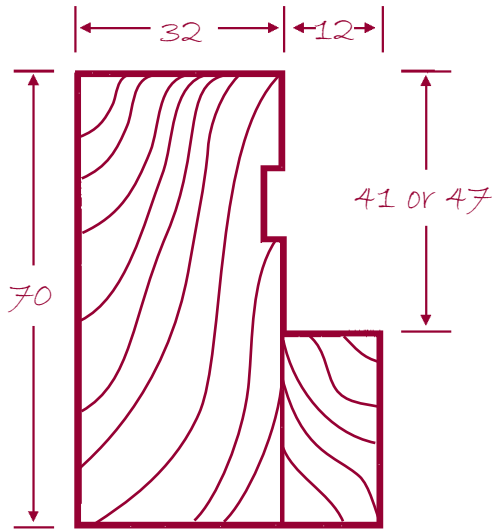


Fig. 1

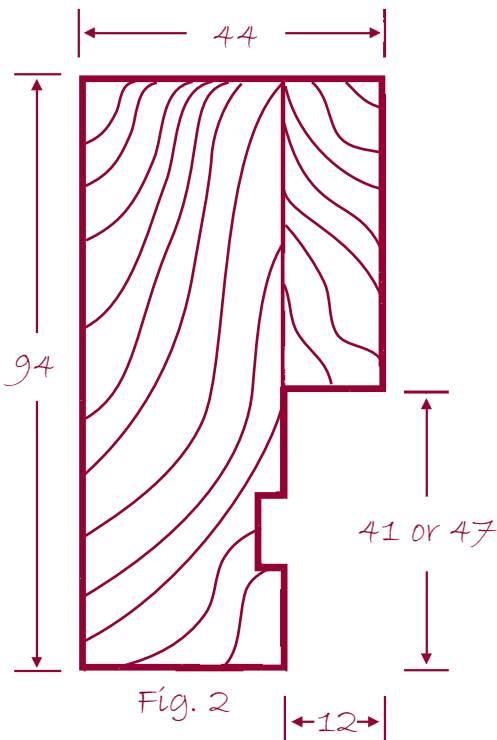


Fig. 2

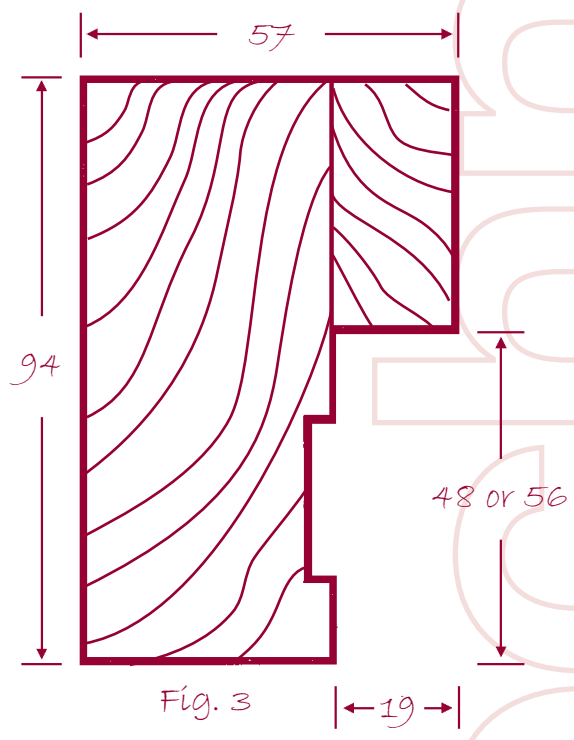


Fig. 3

Doors and frames of any size and type can be supplied in both softwood and a full range of hardwoods. We will be pleased to quote against your requirements. We offer three types of frame to suit fire resisting doors all of which have been tested to BS476 PART 22.

### Timber density

The minimum density for frame material for FD30 applications is 500kg/m<sup>3</sup> either softwood or hardwood. For FD60 applications the minimum density required is 650kg/m<sup>3</sup>, timber must be hardwood.

## Frame section

All three frame/lining and stop profiles shown are approved for use with our FD30 or FD60 doors.

However experience has shown that to get the best out of our products in terms of durability and to minimise maintenance and adjustments larger profiles should be used.

In particular for FD30 applications we recommend the use of the Fig. 2 profile and for FD60 applications we recommend the use of the Fig. 3 profile.

The stops are either worked from the solid or as a separate piece for fixing with glue and pins or screws.

Where a customer elects to provide their own frames, intumescent seals must be of a type and configuration approved by ourselves.

All the above frames can be supplied with the necessary intumescent seals fitted or machined to receive this item at a later date. Where a concealed intumescent system is incorporated in the doors then frames would not be grooved in the stiles to accept a visible system.

Where a cold smoke seal is required in conjunction with the concealed intumescent system this is located in a groove in the stop of the frame so that the door closes onto the seal in compression.

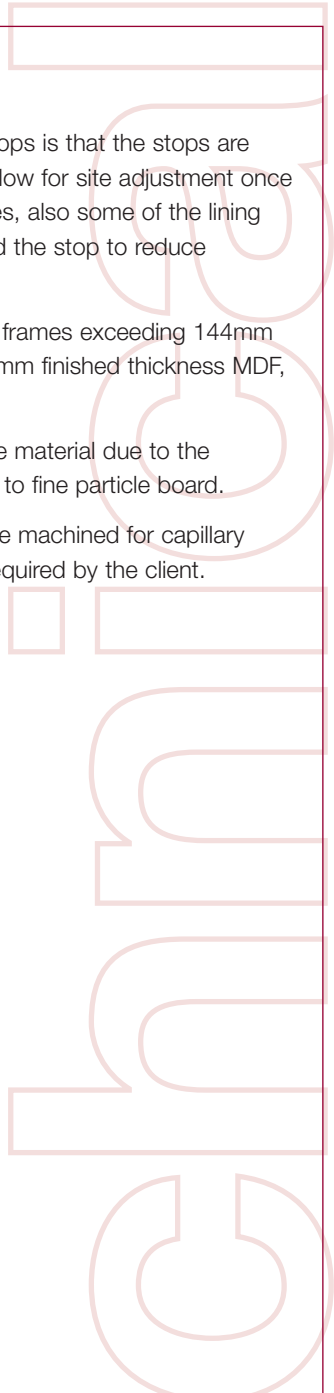
Frames are most economically manufactured in one piece rather than lining and stops, giving a stronger construction.

The advantage of linings and stops is that the stops are loose pinned in the factory to allow for site adjustment once doors have loaded up the hinges, also some of the lining fixings can be concealed behind the stop to reduce filling/pelleting.

Extension linings are offered on frames exceeding 144mm finished size and are usually 19mm finished thickness MDF, softwood or hardwood.

We do not offer MDF as a frame material due to the problems associated with fixing to fine particle board.

Frames to external doors can be machined for capillary grooves and weatherseals as required by the client.



### Noberne Doors Limited

Lupton Street, Hunslet  
Leeds LS10 2QP

**T** 0113 277 8577  
**F** 0113 277 2049

**E** [nobervedoors@btconnect.com](mailto:nobervedoors@btconnect.com)  
[www.nobervedoors.co.uk](http://www.nobervedoors.co.uk)

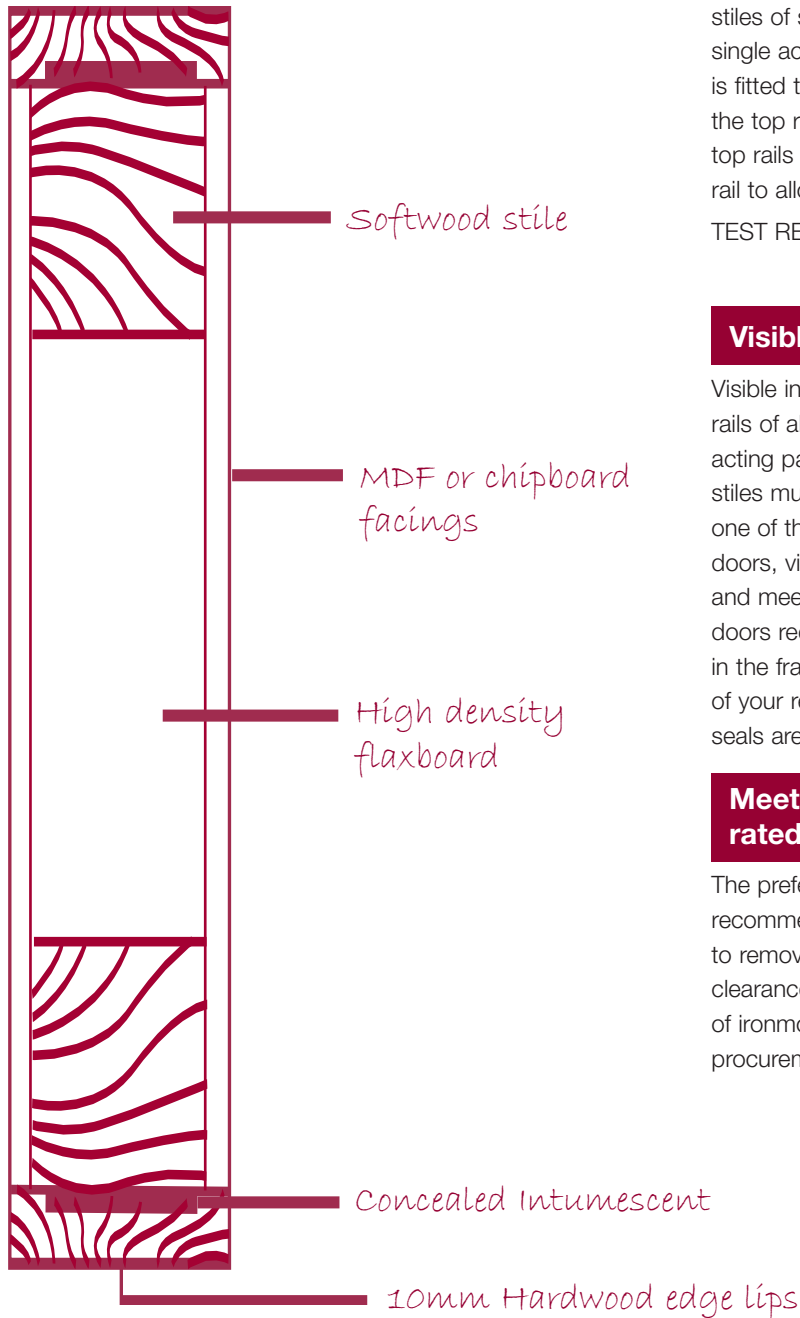


# intumescent seal systems

Illustrations are not to scale

technical sheet TDS 5

Horizontal section through fire resisting doors



## Concealed Intumescent System

Intumescent strip is fixed under the edge lips of both stiles of single doors and the hanging stiles of pairs of single action double doors. Visible intumescent strip is fitted to the meeting stiles of pairs of doors and to the top rails of all doors. The intumescent strip in the top rails is set to 3 to 4mm below the the face of the rail to allow for the fitting of the door.

TEST REF: FR1535 30/30  
FR1520B 60/60

## Visible Intumescent Systems


Visible intumescent seals must be fitted to the top rails of all fire resisting doors. In the case of single acting pairs of doors the intumescent to the meeting stiles must be the visible type and is only required to one of the meeting stiles. With double acting pairs of doors, visible intumescent is required to both hanging and meeting stiles. Some configurations of double doors require additional intumescent seals to be fitted in the frame. We will be pleased to advise on receipt of your requirements. Many of the visible intumescent seals are available fitted with a cold smoke brush seal.

## Meeting stiles to pairs of fire rated doors

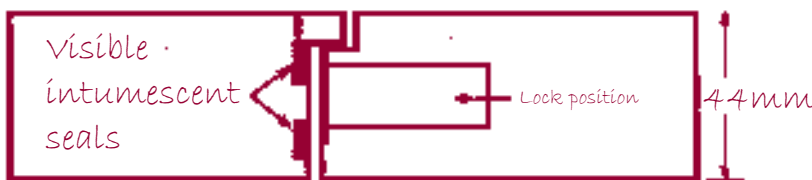
The preferred detailed is plain meeting stiles, we recommend that they are slightly rounded on site to remove sharp corners and give the necessary clearance. Plain meeting stiles simplify the choice of ironmongery and the information requirements of procurement.

Illustrations are not to scale

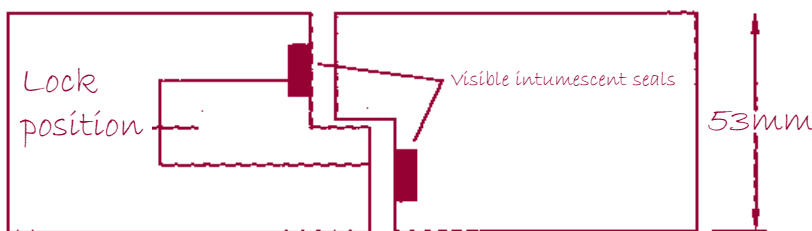
*Concealed intumescent system*



*30/30 & 60/60 Rounded or plain meeting stiles*



*30/30 Fire resistant door 9mm rebate*



*60/60 Fire resistant door 12mm equal rebate*

**Rebated meeting stiles and rails to fire rated doors**

In the past it was always a requirement that meeting stiles and rails were rebated 25mm deep. However, as a result of tests carried out in recent years, this is no longer the case. On our Series 3 FD30 doors we are permitted to use a maximum of 12 x 32mm wide offset rebate to either an overpanel junction or to meeting edges of double door sets. On our Series 5 FD60 doors, we are permitted to use a maximum 12 x 27mm wide equal rebate to either an overpanel junction on single doorsets or to meeting edges of double doorsets. The equal rebate is the most onerous to secure a successful test result on. We acknowledge that it is not always possible to have pairs of doors without rebated meeting stiles and to help overcome this problem we offer 9mm deep unequal rebates on doors with a thickness of 44mm. This enables flat forend locks or latches to be used and allows the intumescent seals to run past the lock. The 53mm thick FD60 doors will require rebated forend locks or latches to be used.

**Noberne Doors Limited**

Lupton Street, Hunslet  
Leeds LS10 2QP

**T** 0113 277 8577  
**F** 0113 277 2049

**E** [nobervedoors@btconnect.com](mailto:nobervedoors@btconnect.com)  
[www.nobervedoors.co.uk](http://www.nobervedoors.co.uk)

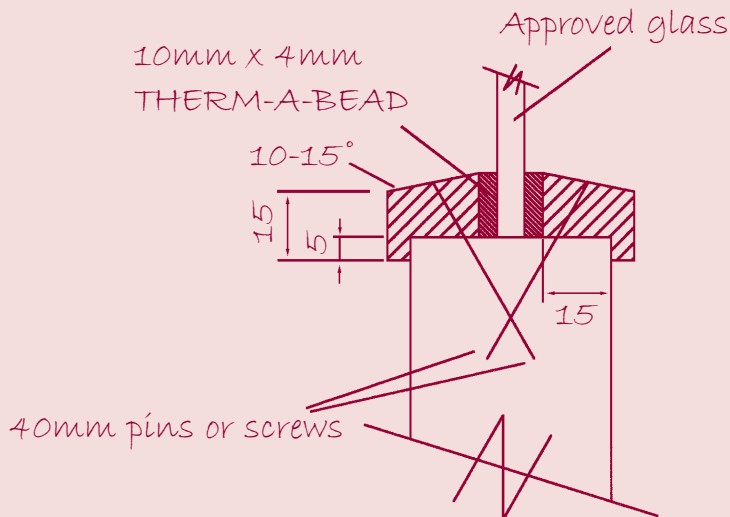


# glazing apertures and cut-outs

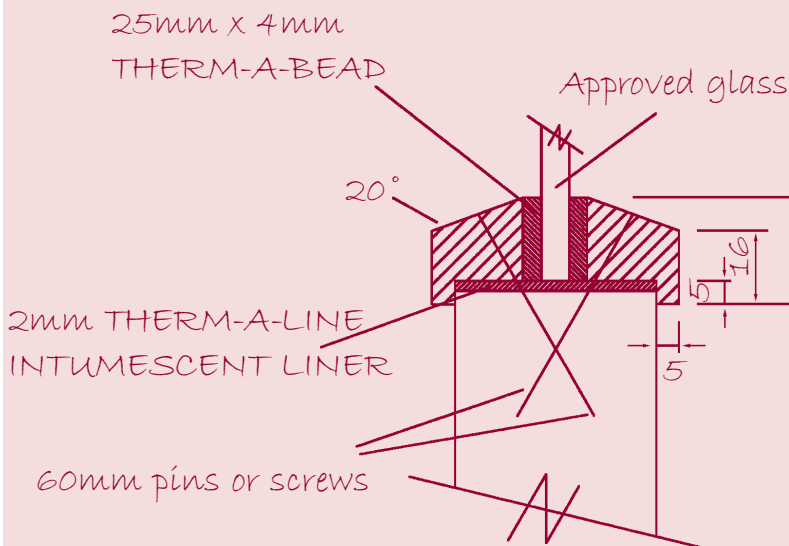
Illustrations are not to scale

technical sheet TDS 6

## THERM-A-SEAL



## THERM-A-GLAZE 60



## Solid core and FD30 Doors

These doors can be supplied with glazing apertures of any shape or size up to a maximum of 0.86m<sup>2</sup> area and subject to a minimum of 125mm perimeter margin. All glazing beads are manufactured from hardwood, and the glazing requires to be set in Therm-a-Seal Intumescent Strips. Other approved glazing systems are ISL Therm-a-Strip, Sealmaster Fireglaze, Lorient System 36 and Mann McGowan Pyroglaze 30.

## FD60 Doors

For FD 60 rated doors, the glazing requires to be fixed with Therm-a-Glaze 60. The maximum permitted area being 0.68m<sup>2</sup> and subject to a minimum of 125mm perimeter margin. This seal is used in conjunction with our standard section hardwood beads and allows for most of the popular veneer species to be matched up with the glazing beads. A further advantage is that the beads do not require special treatment therefore the desired finish can be applied to the whole of the door and beads. Other approved glazing systems are Mann McGowan Pyroglaze 60, Lorient System 90+, Sealmaster Fireglaze and Lorient System 63.

## Apertures

The minimum distance between apertures on both FD30 and FD60 doors is 80mm.

## FD90 and FD120 Doors

The maximum glazed area is 0.23m<sup>2</sup> due to the particularly onerous level of performance. It is necessary to glaze using a 'Z' section metal glazing frame system with a Ceramic glass. Glazing frames are supplied Powder Coated Brown, White or Cream. Paint grade doors are supplied with primed metal glazing frames.

Doors of this level of performance are always offered factory glazed for certification reasons.

A safety film can be applied to the glass if required.

## Cut outs

Cut outs for letter plates, transfer grilles etc., are available to customers' requirements, but as with all apertures and cut outs, full details must be given at the time of ordering as these cannot be incorporated once the doors have been pressed. Special fittings may be necessary to maintain a given fire rating.

## Aperture and cut out specification

The flaxboard core is cut out to the required size to allow for the perimeter frame to be inserted. After the facings have been applied, the aperture is trimmed out and where glazing beads etc., are required, these are mitred and loosely pinned to the opening.

## Glazing

Pyroshield safety glass (Georgian Wired) 6mm in thickness is suitable for fire resistance of up to one hour (FD60). If required, we can offer a factory glazing service, and are able to supply doors glazed with any of the approved non-wired fire glasses.



### Noberne Doors Limited

Lupton Street, Hunslet  
Leeds LS10 2QP

**T** 0113 277 8577

**F** 0113 277 2049

**E** [nobervedoors@btconnect.com](mailto:nobervedoors@btconnect.com)

[www.nobervedoors.co.uk](http://www.nobervedoors.co.uk)

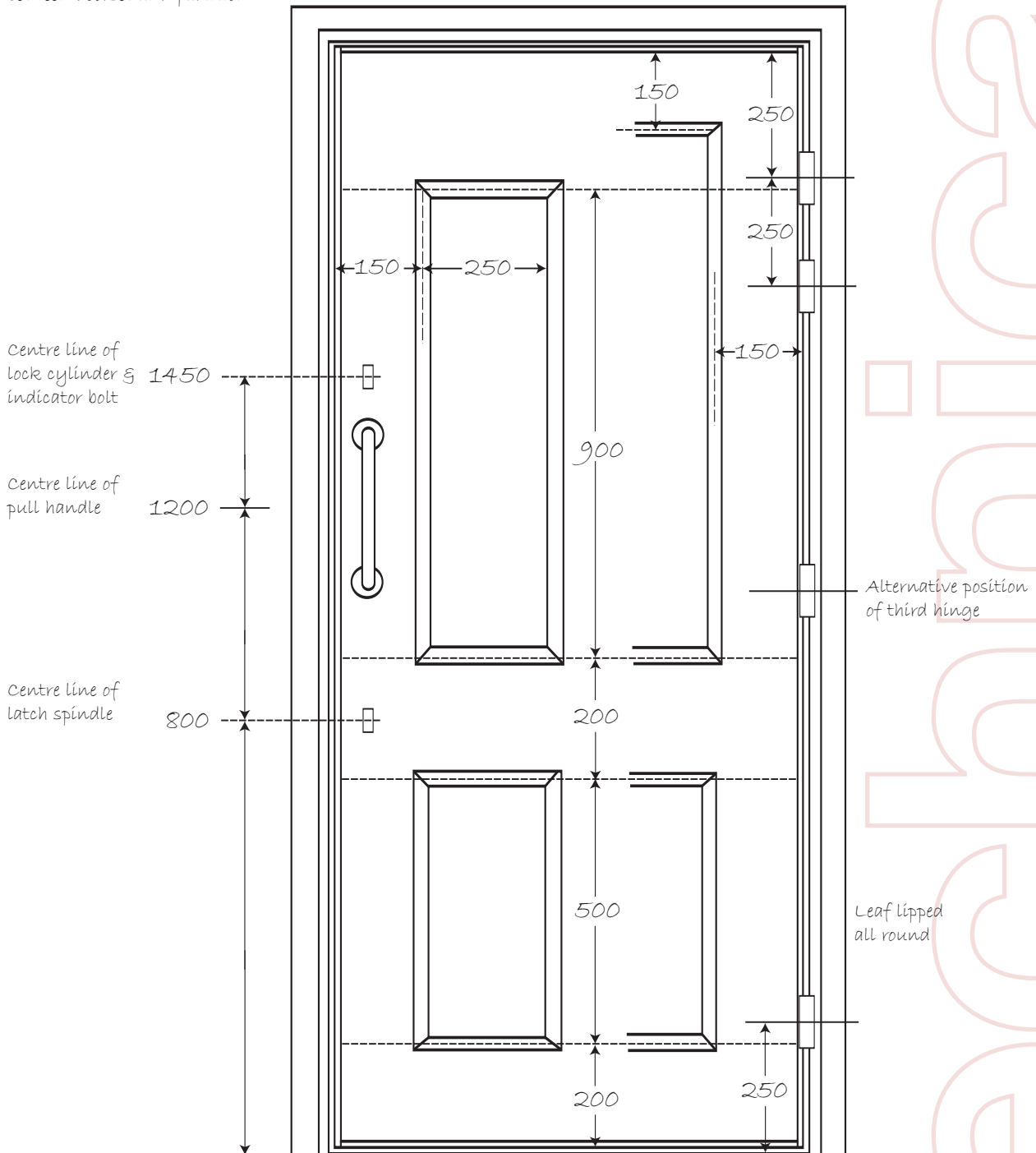


# typical vision panels and cut-outs

Illustrations are not to scale

technical sheet TDS 7

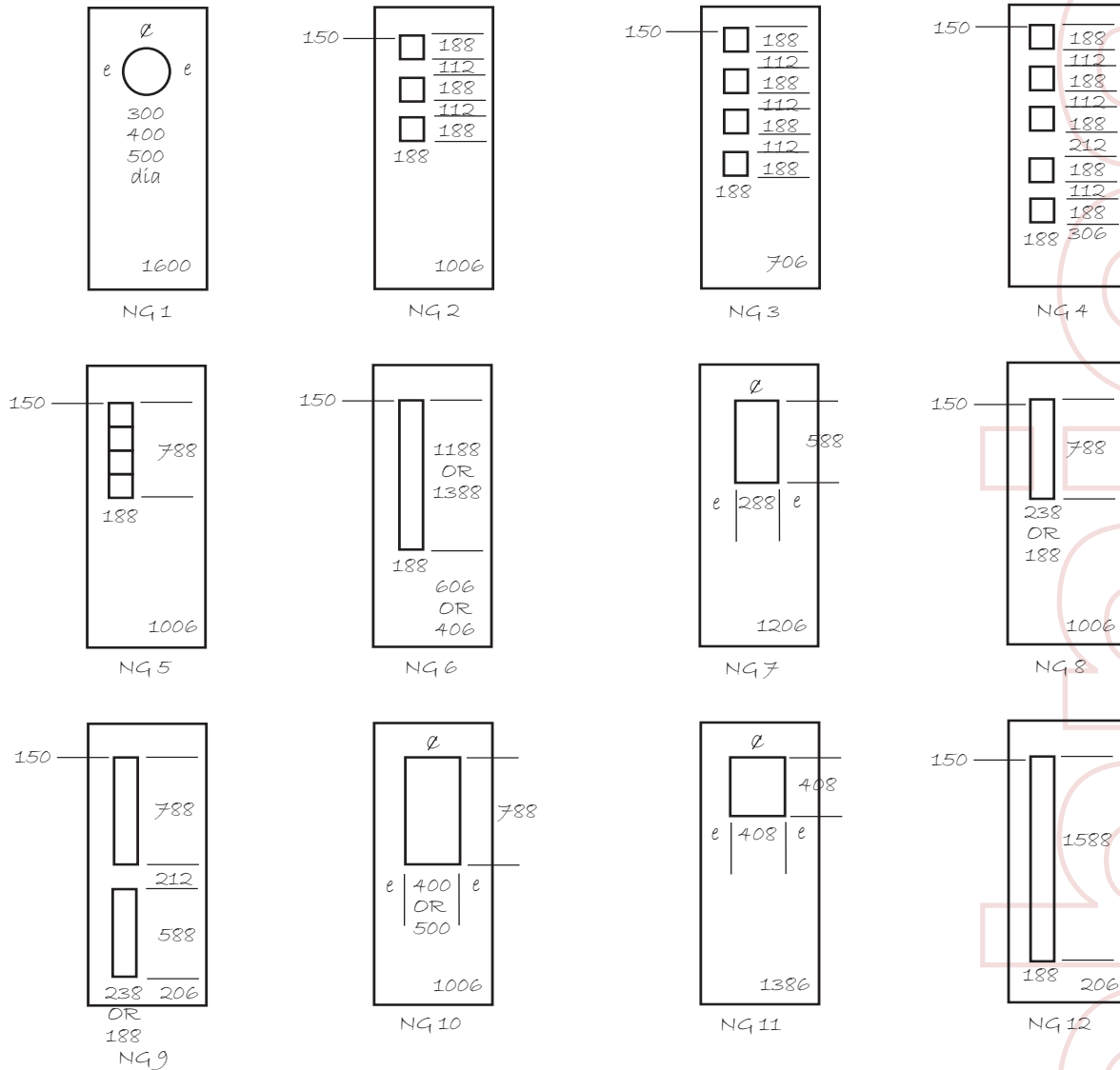
Architrave overlaps joint between doorset and partition



NG 13



Illustrations are not to scale  
All dimensions in mm  
e - equal  
∅ - centre line



The above sketches serve to illustrate the possibilities and are by no means comprehensive (or extensive).

Should your particular requirement not be illustrated, then we would be pleased to discuss your requirements in more detail with a view to providing you with an acceptable solution that meets your particular needs.

**Noberne Doors Limited**

Lupton Street, Hunslet  
Leeds LS10 2QP

**T** 0113 277 8577  
**F** 0113 277 2049

**E** [nobervedoors@btconnect.com](mailto:nobervedoors@btconnect.com)  
[www.nobervedoors.co.uk](http://www.nobervedoors.co.uk)



# door finishes and facings

## Paint Grade (P.G.)

The doors are faced with a fine grain hardwood faced plywood, MDF board, or high density chipboard, which is given a light sanding before despatch. We can undertake priming to customers requirements if required.

## Clear Finish (C.F.)

Doors faced with plywood as above but facings and edge lips selected for colour and match, fully sanded before despatch. One or more coats of clear lacquer can be applied if required.

## Veneer Finish (V.F.)

We offer two types of veneered doors:

Type E.L. (Exposed Lippings) door facings of plywood, high density chipboard or MDF are veneered to customers requirements and bonded to the door core in the normal manner; edge lips selected to match face veneers are then applied to two or more edges.

Type V.O. (Veneered Over) doors are manufactured in the normal manner with plywood, high density board or MDF facings; oversize edge lips to match face veneers are applied followed by the veneering which is continuous to all edges of the door; the door is cut to size.

## Veneers

All our doors can be faced with any species of veneer subject only to availability. We reserve the right to select the species of hardwood for edge lips but the nearest to match face veneers will be used unless required to be contrasting by client.

We can apply one or more coats of clear lacquer to two faces prior to despatch, the doors being rubbed down between coats. We recommend that two coats of lacquer

be applied in the works with the final coat applied after the door is fixed in position, to pick up decorating the edges and make good any on-site installation adjustments.

## Formica Lifeseal doors

We are holders of a FORMICA LIFESEAL licence and any of our doors can be supplied faced with laminates selected from the wide range offered by FORMICA and in strict accordance with their specifications for LIFESEAL doors.

All veneered and FORMICA LIFESEAL doors are despatched wrapped in high quality polythene bags.

## Aluminium and steel facings

None fire rated doors can be faced with aluminium, galvanised steel and mild steel facings bonded with special adhesives or screwed on, depending on material specified.

## Other facings

Other types of door facings are available such as other laminates by Abet, Polyrey and Print as well as rubber or composite materials to suit customer requirements.

## Surface and edge protection system

We are able to offer doors and frames with proprietary surface and edge protection systems. These are particularly useful in areas of high wear and tear, such as hospital A & E and corridor areas, schools and factory environments.

Edge protection is supplied as a removable cladding system to facilitate site adjustment of door sets, and in the event of damage, simple replacement.

NB. FORMICA and FORMICA LIFESEAL are registered trademarks of the Formica Corporation.



**Noberne Doors Limited**

Lupton Street, Hunslet  
Leeds LS10 2QP

**T** 0113 277 8577  
**F** 0113 277 2049

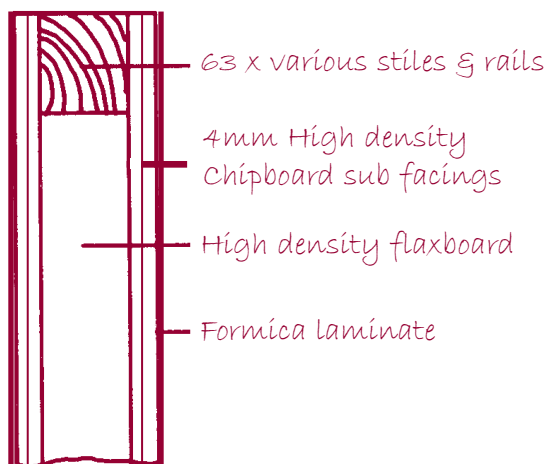
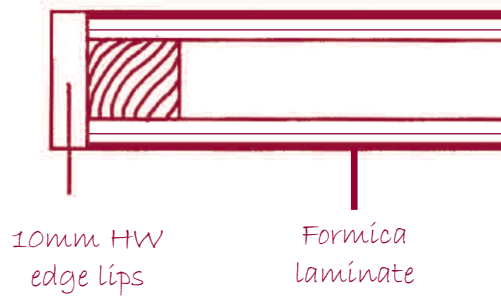
**E** [nobervedoors@btconnect.com](mailto:nobervedoors@btconnect.com)  
[www.nobervedoors.co.uk](http://www.nobervedoors.co.uk)



# formica lifeseal doors

Illustrations are not to scale

technical sheet TDS 9



We are holders of a FORMICA LIFESEAL fabrication licence and can offer all but one of our range of doors faced with this laminate. For fire resisting doors the laminate does not have to be FR grade, our doors are tested to BS476 Part 22 without laminate facings and it is accepted by testing and fire authorities that facing doors with high pressure laminate does not detract from the fire resistance performance. Formica offer a wide range of laminates but from a cost point of view it is better to use those available in 2150 x 950mm sheet size. Larger sheet sizes have increased waste factors.

## Specification

Construction of the doors is in accordance with our standard specification for the type of door required except that the facings are of high density chipboard. This is prepared to receive the laminate which is bonded to the chipboard using adhesives to conform to BS1204 Parts 1 and 2 (type WBP). Doors can be pre or post lipped on two or more edges as required with 10mm hardwood lippings. Dark Red Meranti is the standard hardwood for lippings and glazing beads but other species are available if required. Unless specified to the contrary all our Lifeseal doors are supplied post lipped on both long edges, as this protects the laminate from chipping.

## Availability

Formica Lifeseal doors are available as single or pairs of doors, a wide range of sizes are available dependant upon the door specification and sheet size of the chosen laminate. Glazing apertures are available subject to the requirement of the door specification. Recommendations as to the use are available upon request, any guarantees are subject to these recommendations being closely followed.

NB. FORMICA and FORMICA LIFESEAL are registered trademarks of the Formica Corporation.



**Noberne Doors Limited**


Lupton Street, Hunslet  
Leeds LS10 2QP

**T** 0113 277 8577  
**F** 0113 277 2049

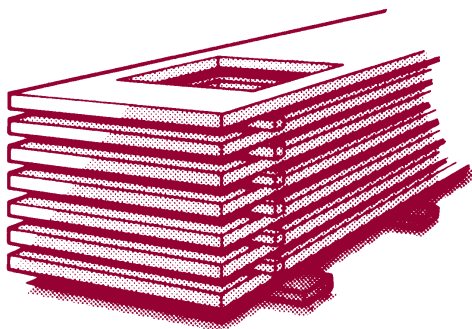
**E** [nobervedoors@btconnect.com](mailto:nobervedoors@btconnect.com)  
[www.nobervedoors.co.uk](http://www.nobervedoors.co.uk)



# product guarantee, door care and maintenance



Ref A




Ref B


You want the best performance from your Noberne doors. All our doors are of robust construction but they are susceptible to damage if not handled and stored correctly or are subjected to sudden changes of humidity.

Noberne doors are guaranteed for a period of three years from date of delivery, subject to proper care being exercised in accordance with the British Standard Codes of Practice BS8214 1990, ASDMA installation and maintenance recommendations, CP 151:Part 1 1957. Wooden Doors as revised in 1965. CP152:1966 Glazing and Fixing of Glass for Buildings and CP 231:1966 Painting of Buildings. All guarantees are therefore conditional upon the following:

1. Doors must be unloaded and stacked on three equally spaced bearers (Ref A) which must be level. Doors with glazing apertures (Ref B) will require spacers between leaves to avoid damage to the glazing beads.
2. Doors must be stored in a clean dry building.
3. All doors supplied unprimed shall be primed or sealed immediately on delivery including top and bottom edges. This work must be done before the doors are hung and further coats of paint or lacquer must be applied within a reasonable period of time.
4. Glazing apertures must be treated as above and when glazed putty or mastic set in a bed behind the beads.
5. The rapid testing of central heating systems is detrimental to doors and joinery. The heating should be increased gradually and spread over as long a period as possible. The aim is to keep the moisture content of the timber when in use as in manufacture (Ref D).



Ref C



Ref D

6. All apertures must be formed during manufacture. If any apertures are cut out or the doors reduced by more than the normal amount required for fitting than our guarantee may be invalidated.
7. When doors are to be used in extreme climates they must be stored in humidified or air-conditioned surroundings (Ref C).
8. Special care should be exercised with external doors. They must not be used as 'temporary' doors as this will cause the door to be exposed to abuse from being partially decorated or propped open in inclement weather.
9. External doors which are outward opening must be located under a canopy to avoid the effects of water running down walls or driving rain.
10. All external doors require correctly detailed drip moulds to the head of the frame and weather bars/proprietary weather seals to the threshold.
11. External doors must not be cut down on site or apertures formed on site.

### Conditions of Sale

All goods supplied by Noberne Doors Limited, are subject to our Conditions of Sale of Goods and Services, copies of which are available on request. Noberne Doors Limited, reserve the right to amend or modify specifications without prior notice.

#### Noberne Doors Limited

Lupton Street, Hunslet  
Leeds LS10 2QP

**T** 0113 277 8577

**F** 0113 277 2049

**E** [nobervedoors@btconnect.com](mailto:nobervedoors@btconnect.com)

[www.nobervedoors.co.uk](http://www.nobervedoors.co.uk)



**client listings**




client listings



## Noberne have been selected as the door of choice by a number of highly respected clients including:

- Aldi
- Asda
- Abrahams & Carlisle
- Admiralty Interview Board Buildings  
HMS Sutton Gosport
- Allerton Dale & Company (Builders) Limited
- Bank of America
- Bank of Cyprus
- Barnsley MBC
- Barnsley District Hospital
- Barrett Homes East London
- BBC
- Bierley Hospital Bradford
- Bluestone plc
- Boots Company plc
- Bovis Lend Lease
- B & Q
- Chesterfield Royal Infirmary
- Cheshire County Council
- Dalton Joinery Limited
- Elliott Group Limited
- Galliford Try Construction
- Haldane & Fisher Limited
- Halifax Bank
- Hallmark Cards
- Harry Fairclough (Construction) Limited
- Henry Boot Construction (UK) Limited
- Homebase
- JJB Sports
- John Lewis
- J W Taylor Limited
- KFC



- Laing O'Rourke Northern Limited
- Leigh Police Station
- Leeds Grammar School
- Marks & Spencer
- Mansell Construction Limited
- Marie Curie
- Mitie Property Services (UK) Limited
- Moat House Hotel
- Morgan Stanley
- Morrisons
- Neath Port Talbot County Council
- Phillips Joinery Limited
- Raddison SAS Hotels
- ROK Build North Limited
- Royal Bank of Scotland
- Sheraton Hotels
- Runnymede Hotel Egham
- Simons Construction Limited
- Spa Laminates Limited
- Stannah Lifts Limited
- Stobbarts Limited
- Tesco
- Totty Building Services Limited
- Warrington Fire Research Centre
- Wessex Medical Equipment Group
- Woolworths
- YMCA



**Noberne Doors Limited**

Lupton Street, Hunslet  
Leeds LS10 2QP

**T** 0113 277 8577  
**F** 0113 277 2049

**E** [nobervedoors@btconnect.com](mailto:nobervedoors@btconnect.com)  
[www.nobervedoors.co.uk](http://www.nobervedoors.co.uk)



## Noberne Doors have been specified for use in a number of notable and prestigious projects including:

- Aberdeen Airport
- Cardiac Centre Blackpool Victoria Hospital
- Conference Palace Hotel Abu Dhabi
- Chapelfield Shopping Centre Norwich
- Cyprus Bank London
- Harrods Knightsbridge
- Heathrow Airport Terminal 3
- Leeds Bradford Airport
- Leeds General Infirmary A & E Department
- Leeds Town Hall
- Metropolitan Archives London
- Morgan Stanley Bank London
- Royal Lancaster Hotel London
- Sedgefield Community Hospital
- Sheraton Royal Palm Hotel Dar es Salaam Tanzania



- The Carriageworks Theatre Leeds
- The Trafford Centre Manchester
- The Deep Hull
- The Light Leeds
- The Sage Music Centre Gateshead
- The Scottish Parliament Holyrood
- University of York
- Urbis Manchester



**Noberne Doors Limited**

Lupton Street, Hunslet  
Leeds LS10 2QP

**T** 0113 277 8577  
**F** 0113 277 2049

**E** [nobervedoors@btconnect.com](mailto:nobervedoors@btconnect.com)  
[www.nobervedoors.co.uk](http://www.nobervedoors.co.uk)



# consultant specifiers



**Noberne are specified by a number of highly reputable and well respected construction consultants including:**

- Aedas Architects
- Atkins
- Barron & Smith Architects
- Broadway Maylan
- Building Design Partnership
- Calderdale Council Building Consultancy
- Calford Seaden
- Capita Symonds
- Carey Jones Architects
- Chesterfield & North Derby NHS Trust
- Corporation of London Department of Technical Services
- DLA Architecture
- East Cheshire NHS Trust
- Farrell & Clark
- Foster & Partners
- Frank Shaw Associates
- Jefferson Sheard Architects
- Kendall Kingscott
- Lancashire County Council Resources Directorate
- Leeds City Council Design Services
- Leeds Teaching Hospital NHS Trust
- Mellor Architects
- Merseyside Police Authority
- Michael Hyde & Associates



- Nightingale Associates
- Nottingham City Building Works
- Parsons Brinkerhoff
- Pearce Bottomley Architects
- Pinnegar Hayward Architects
- Priest Woodward Associates
- PRP Architects
- Richard Eaves Chartered Architects
- Royal Hallamshire Hospital
- Scottish Borders Council
- Sowerth Building Design Service
- Sunderland City Hospitals NHS Trust
- Thomas Worthington Design
- University of Leeds
- Warrington Borough Council
- William Saunders Partnership
- Worcestershire County Council



**Noberne Doors Limited**

Lupton Street, Hunslet  
Leeds LS10 2QP

**T** 0113 277 8577  
**F** 0113 277 2049

**E** [nobervedoors@btconnect.com](mailto:nobervedoors@btconnect.com)  
[www.nobervedoors.co.uk](http://www.nobervedoors.co.uk)



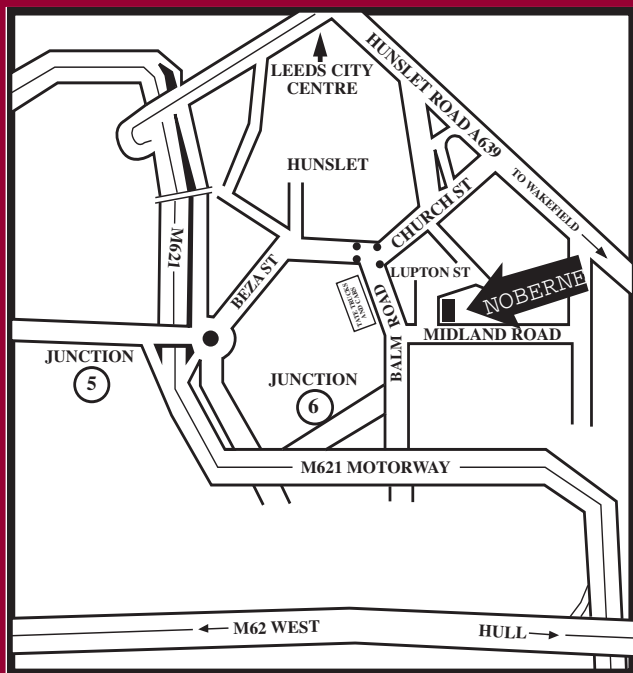
location map



# location map



# how to find us



## North bound on M621

Take Junction 5 exit, Hunslet. Turn right over dual carriageway. At roundabout take second exit onto Beza Street. Straight across Mini Roundabout. At traffic lights turn right onto Balm Road. Next left onto Midland Road. Our entrance is on Midland Road approximately 300 metres on the left.

## South bound on M621

Take Junction 6 exit, Middleton. Turn Left onto dual carriageway. Over hump back bridge. Bingo Hall on left, turn right onto Midland Road. Our entrance is on Midland Road approximately 300 metres on the left.



## Noberne Doors Limited

Lupton Street, Hunslet  
Leeds LS10 2QP

**T** 0113 277 8577

**F** 0113 277 2049

**E** [nobervedoors@btconnect.com](mailto:nobervedoors@btconnect.com)

[www.nobervedoors.co.uk](http://www.nobervedoors.co.uk)



sample specifications



sample  
specification



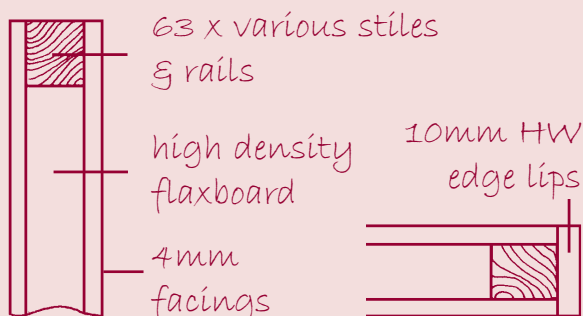
# FD 30 rated doorset veneered door paint grade frame

Illustrations are not to scale

Sample Specification **SS 1**

Drawing reference: **PDS 3 Series 3**

Manufacturers and reference:  
**Noberne Doors Ltd - 0113 277 8577**



## Door leaf:

CORE	Solid 450Kg/m <sup>3</sup> flax core softwood perimeter frame
DOOR THICKNESS	44mm thick for FD30(S)
FACINGS	Steam Beech veneer on HD chipboard
LIPPINGS	Visible 10mm hardwood lippings to all edges
GLASS	FD30(S) doors to be factory glazed with Georgian Wired polished plate safety glass
FINISH AS DELIVERED	Factory finished two coats satin polyurethane lacquer to two faces

## Frame:

WOOD SPECIES	European Redwood 94 x 44mm finished section one piece
CLASS (to BS EN 942)	J40 and J50
FINISHED AS DELIVERED	Primed for site painting
PRESERVATION TREATMENT	n/a
MOISTURE CONTENT ON DELIVERY	9 to 13%

## Architrave:

WOOD SPECIES	European Redwood 69 x 19mm finished size one chamfer
CLASS (to BS EN 942)	J40 and J50
PRESERVATION TREATMENT	n/a
MOISTURE CONTENT ON DELIVERY	9 to 13%
IRONMONGERY	Door hung in frame on BZP Royde & Tucker H105 lift off hinges 3 per door leaf
PERIMETER SEALS	Concealed system as door manufacturers specification to comply with door manufacturers fire certification

## Other requirements:

Intumescent mastic between frame and structure.

Flush fitting fire rating indicator disc two per door leaf as HTM58.

Neoprene 'O' seal buffer to stop of frame as cold smoke seal/buffer seal as HTM58. Doors in existing frame to receive self adhesive foam strip as HTM58.

## Fixing:

In strict accordance with manufacturers instructions.

Note: Provide evidence, in the form of a product conformity certificate that each fire door/doorset supplied is from a recognized Third Party Quality Assurance Scheme and will comply with the specified requirements for fire resistance if tested in accordance with BS476:Part 22 from the above manufacturer. Test evidence for doorsets must be in the name of the manufacturer, reworked blanks supplied on a deemed to satisfy basis are not compliant.

All doors to be plugged in accordance with the BM TRADA Q Mark Quality Assurance scheme and labelled with manufacturers metal foil labels.

## Noberne Doors Limited


Lupton Street, Hunslet  
Leeds LS10 2QP

**T** 0113 277 8577

**F** 0113 277 2049

**E** [nobervedoors@btconnect.com](mailto:nobervedoors@btconnect.com)

[www.nobervedoors.co.uk](http://www.nobervedoors.co.uk)



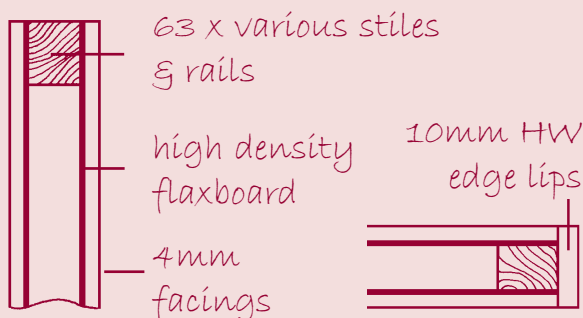
# FD 60 rated doorset veneered door paint grade frame

Illustrations are not to scale

Sample Specification **SS 2**

Drawing reference: **PDS 5 Series 5**

Manufacturers and reference:  
**Noberne Doors Ltd - 0113 277 8577**



## Door leaf:

CORE	Solid 450Kg/m <sup>3</sup> flax core softwood perimeter frame 4.5mm Insulation Board each side of core
DOOR THICKNESS	53mm thick for FD60(S)
FACINGS	Steam Beech veneer on HD chipboard
LIPPINGS	Visible 10mm hardwood lippings to all edges
GLASS	FD60(S) doors to be factory glazed with Georgian Wired polished plate safety glass, pinned beads one side socket and screw other side
FINISH AS DELIVERED	Factory finished two coats satin polyurethane lacquer to two faces

## Frame:

WOOD SPECIES	Utile 94 x 57mm finished section one piece
CLASS (to BS EN 942)	J40 and J50
FINISHED AS DELIVERED	Primed for site painting
PRESERVATION TREATMENT	n/a
MOISTURE CONTENT ON DELIVERY	9 to 13%

## Architrave:

WOOD SPECIES	Utile 69 x 19mm finished size one chamfer
CLASS (to BS EN 942)	J40 and J50
PRESERVATION TREATMENT	n/a
MOISTURE CONTENT ON DELIVERY	9 to 13%
IRONMONGERY	Door hung in frame on BZP Royde & Tucker H105 lift off hinges 3 per door leaf
PERIMETER SEALS	Concealed system as door manufacturers specification to comply with door manufacturers fire certification

## Other requirements:

Intumescent mastic between frame and structure.

Flush fitting fire rating indicator disc two per door leaf as HTM58.

Neoprene 'O' seal buffer to stop of frame as cold smoke seal/buffer seal as HTM58. Doors in existing frame to receive self adhesive foam strip as HTM58.

## Fixing:

In strict accordance with manufacturers instructions.

Note: Provide evidence, in the form of a product conformity certificate that each fire door/doorset supplied is from a recognized Third Party Quality Assurance Scheme and will comply with the specified requirements for fire resistance if tested in accordance with BS476:Part 22 from the above manufacturer. Test evidence for doorsets must be in the name of the manufacturer, reworked blanks supplied on a deemed to satisfy basis are not compliant.

All doors to be plugged in accordance with the BM TRADA Q Mark Quality Assurance scheme and labelled with manufacturers metal foil labels.

## Noberne Doors Limited

Lupton Street, Hunslet  
Leeds LS10 2QP

**T** 0113 277 8577

**F** 0113 277 2049

**E** nobernedoors@btconnect.com

[www.nobernedoors.co.uk](http://www.nobernedoors.co.uk)



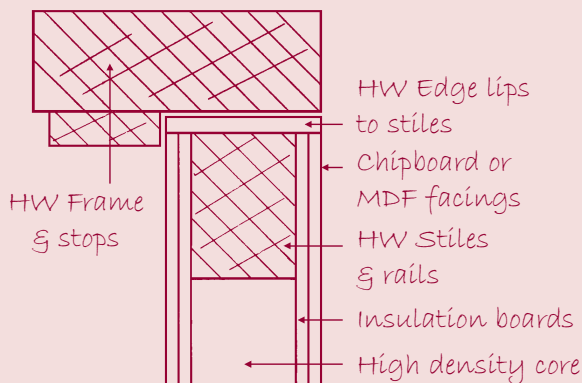
# FD 90 rated doorset veneered door paint grade frame

Illustrations are not to scale

Sample Specification **SS 3**

Drawing reference: **PDS 6 Series 6**

Manufacturers and reference:  
**Noberne Doors Ltd - 0113 277 8577**



## Door leaf:

CORE	Solid Timber framed
DOOR THICKNESS	56mm thick for FD90(S)
FACINGS	Steam Beech veneer on HD chipboard
LIPPINGS	Concealed 6mm hardwood lippings to two edges
GLASS	FD90(S) doors to be factory glazed with Ceramic glass in metal powder coated glazing frame
FINISHED AS DELIVERED	Factory finished two coats satin polyurethane laquer to two faces

## Frame:

WOOD SPECIES	Hardwood 94 x 44mm finished section one piece with 32 x 19mm FS Hardwood planted stop
CLASS (to BS EN 942)	J40 and J50
FINISHED AS DELIVERED	Primed for site painting
PRESERVATION TREATMENT	n/a
MOISTURE CONTENT ON DELIVERY	9 to 13%

## Architrave:

WOOD SPECIES	Nemesu 69 x 19mm finished size one chamfer
CLASS (to BS EN 942)	J40 and J50
PRESERVATION TREATMENT	n/a
MOISTURE CONTENT ON DELIVERY	9 to 13%
IRONMONGERY	Door hung in frame on BZP Royde & Tucker H107 lift off hinges 3 per door leaf
PERIMETER SEALS	Visible system as door manufacturers specification to comply with door manufacturers fire certification

## Other requirements:

Intumescent mastic between frame and structure.

Flush fitting fire rating indicator disc two per door leaf as HTM58.

Neoprene 'O' seal buffer to stop of frame as cold smoke seal/buffer seal as HTM58.

## Fixing:

In strict accordance with manufacturers instructions.

Note: Provide evidence, in the form of a product conformity certificate that each fire door/doorset supplied is from a recognized Third Party Quality Assurance Scheme and will comply with the specified requirements for fire resistance if tested in accordance with BS476:Part 22 from the above manufacturer. Test evidence for doorsets must be in the name of the manufacturer, reworked blanks supplied on a deemed to satisfy basis are not compliant.

All doors to be plugged in accordance with the BM TRADA Q Mark Quality Assurance scheme and labelled with manufacturers metal foil labels.

## Noberne Doors Limited

Lupton Street, Hunslet  
Leeds LS10 2QP

**T** 0113 277 8577

**F** 0113 277 2049

**E** [nobervedoors@btconnect.com](mailto:nobervedoors@btconnect.com)

[www.nobervedoors.co.uk](http://www.nobervedoors.co.uk)



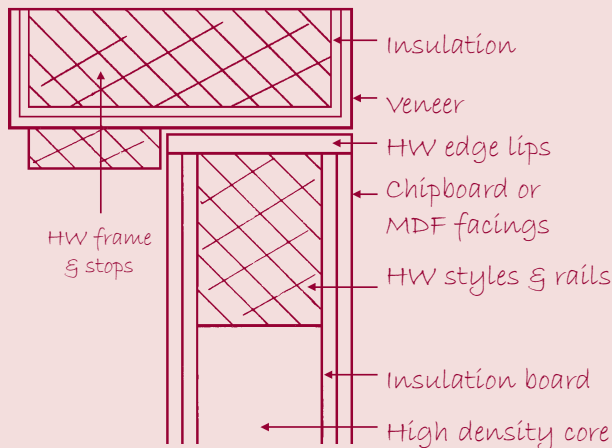
# FD 120 rated doorset veneered door paint grade frame

Illustrations are not to scale

Sample Specification **SS 4**

Drawing reference: **PDS 7 Series 7**

Manufacturers and reference:  
**Noberne Doors Ltd - 0113 277 8577**



## Door leaf:

CORE	Solid Timber framed
DOOR THICKNESS	56mm thick for FD90(S)
FACINGS	Steam Beech veneer on HD chipboard
LIPPINGS	Concealed 6mm hardwood lippings to two edges
GLASS	FD90(S) doors to be factory glazed with Ceramic glass in metal powder coated glazing frame.
FINISHED AS DELIVERED	Factory finished two coats satin polyurethane laquer to two faces

## Frame:

WOOD SPECIES	Nemesu 94x44 finished section one piece with 32x19 FS Hardwood planted stop
CLASS (to BS EN 942)	J40 and J50
FINISHED AS DELIVERED	Primed for site painting
PRESERVATION TREATMENT	n/a
MOISTURE CONTENT ON DELIVERY	9 to 13%

## Architrave:

WOOD SPECIES	Nemesu 69 x 19mm finished size one chamfer
CLASS (to BS EN 942)	J40 and J50
PRESERVATION TREATMENT	n/a
MOISTURE CONTENT ON DELIVERY	9 to 13%
IRONMONGERY	Door hung in frame on BZP Royde & Tucker H107 lift off hinges 3 per door leaf
PERIMETER SEALS	Visible system as door manufacturers specification to comply with door manufacturers fire certification

## Other requirements:

Intumescent mastic between frame and structure.

Flush fitting fire rating indicator disc two per door leaf as HTM58.

Neoprene 'O' seal buffer to stop of frame as cold smoke seal/buffer seal as HTM58.

## Fixing:

In strict accordance with manufacturers instructions.

Note: Provide evidence, in the form of a product conformity certificate that each fire door/doorset supplied is from a recognized Third Party Quality Assurance Scheme and will comply with the specified requirements for fire resistance if tested in accordance with BS476:Part 22 from the above manufacturer. Test evidence for doorsets must be in the name of the manufacturer, reworked blanks supplied on a deemed to satisfy basis are not compliant.

All doors to be plugged in accordance with the BM TRADA Q Mark Quality Assurance scheme and labelled with manufacturers metal foil labels.

## Noberne Doors Limited

Lupton Street, Hunslet  
Leeds LS10 2QP

**T** 0113 277 8577

**F** 0113 277 2049

**E** nobernedoors@btconnect.com

[www.nobernedoors.co.uk](http://www.nobernedoors.co.uk)

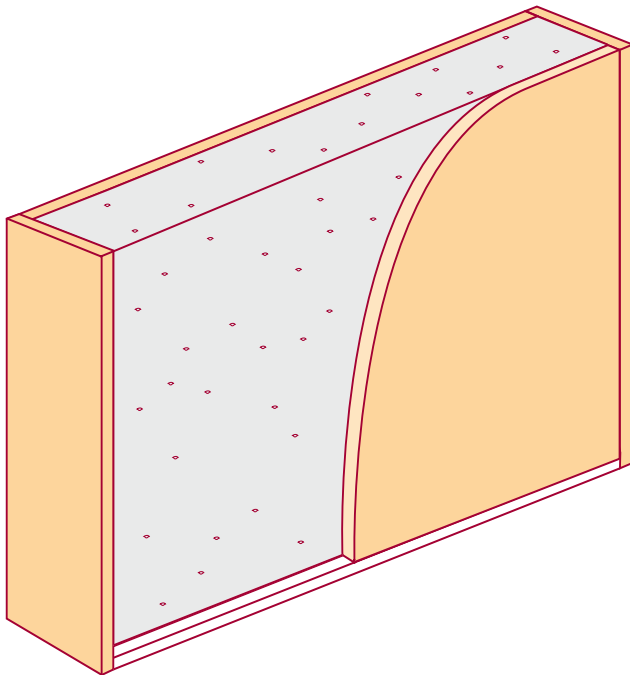


# Dequette 30 solidcore flush door

# dequette

FD 30; FD 30S

product sheet DQ1



Dequette doors are purpose made, internal quality doors using only BM TRADA Q-Mark third party quality assured blanks. Door blanks offer the customer a relatively quicker means of obtaining purpose made components than traditional framed up construction doors.

Extensive fire testing allows the manufacture under Q-Mark of sizes 2100 x 1140mm up to 2620 x 902mm for unlatched single action single leaf doors and 2100 x 1040mm up to 2420 x 902mm unlatched single action double leaf pairs of doors. Overpanels can be introduced up to 2000mm high on single doorsets and 1500mm high on double doorsets with adjustments to the above sizes where required. Rebated meeting rails and styles are permitted but not used concurrently. Glazed areas up to 0.72m<sup>2</sup> permitted with a wide range of glasses and glazing systems. Acoustic performances between Rw21dB and Rw33dB (BS EN ISO 717-1:1997) have been tested and assessed. Further details on request.

Acoustic performance can be further enhanced by the addition of supplementary acoustic panels and secondary door seals.

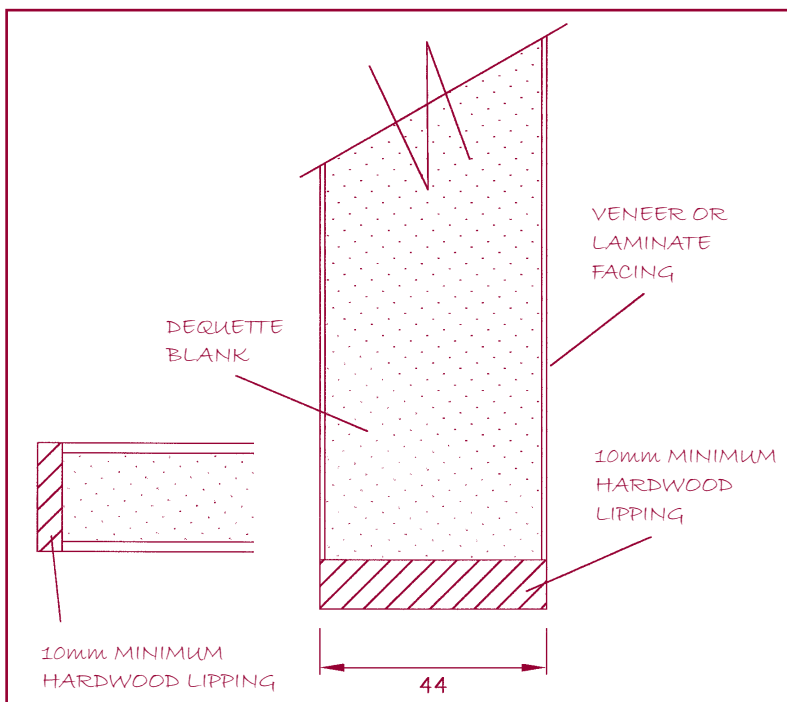
## Specification

Core is 44mm thick fine surface wood particleboard 630kg/m<sup>3</sup> with 10mm (minimum size) hardwood edge lips 640kg/mg<sup>3</sup> glued to all four edges. A range of laminated timber cores is an option for more onerous applications. Facings can be commercially available veneers as well as laminates. Doors can be offered prefinished or unlacquered. Tolerance  $\pm 1$ mm. Doors are plugged using the Q-Mark identification plugs and have a Dequette metal foil identification plate.

This design can be supplied with FSC certification. Further details on request. We are able to provide documentary evidence of source of materials if requested prior to placing of orders.

## Availability

Available as door, doors and frames or doorsets through sole distributor Noberne Doors Ltd 0113 277 8577 details on prices, sizes and availability on request.



Illustrations are not to scale



Certificate Number 006004

## Dequette Limited

PO Box HT 76  
Leeds LS10 3AY

T 07932 691443

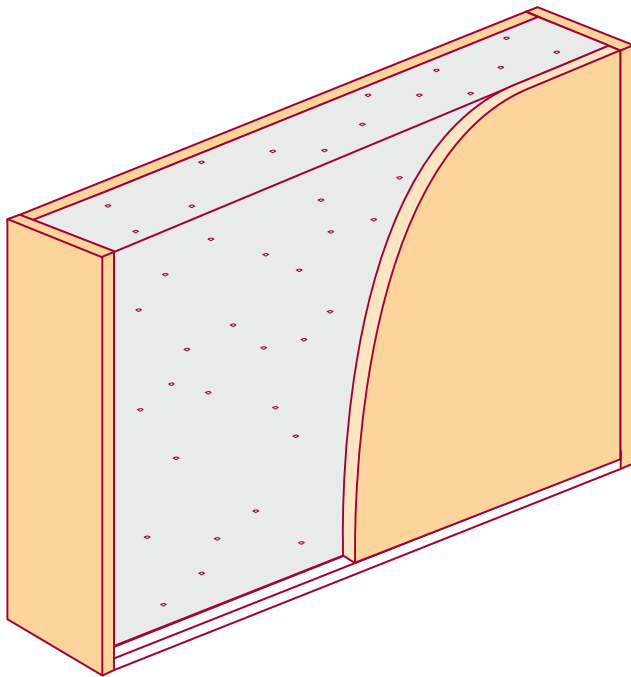
E dequettedoors@aol.com

# Dequette 60 solidcore flush door

# dequette

FD 60; FD 60S

product sheet DQ2



Dequette doors are purpose made, internal quality doors using only BM TRADA Q-Mark third party quality assured blanks. Door blanks offer the customer a relatively quicker means of obtaining purpose made components than traditional framed up construction doors.

Extensive fire testing allows the manufacture under Q-Mark of sizes 2120 x 1080mm up to 2455 x 915mm for unlatched single action single leaf doors and 2120 x 980mm up to 2255 x 915mm unlatched single action double leaf pairs of doors. Overpanels can be introduced up to 2000mm high on single doorsets and 1500mm high on double doorsets with adjustments to the above sizes where required. Rebated meeting rails are permitted but rebated meeting styles are not. Glazed areas up to 0.72m<sup>2</sup> permitted with a wide range of glasses and glazing systems. Acoustic performances between Rw23dB and Rw33dB (BS EN ISO 717-1:1997) have been tested and assessed. Further details on request.

Acoustic performance can be further enhanced by the addition of supplementary acoustic panels and secondary door seals.

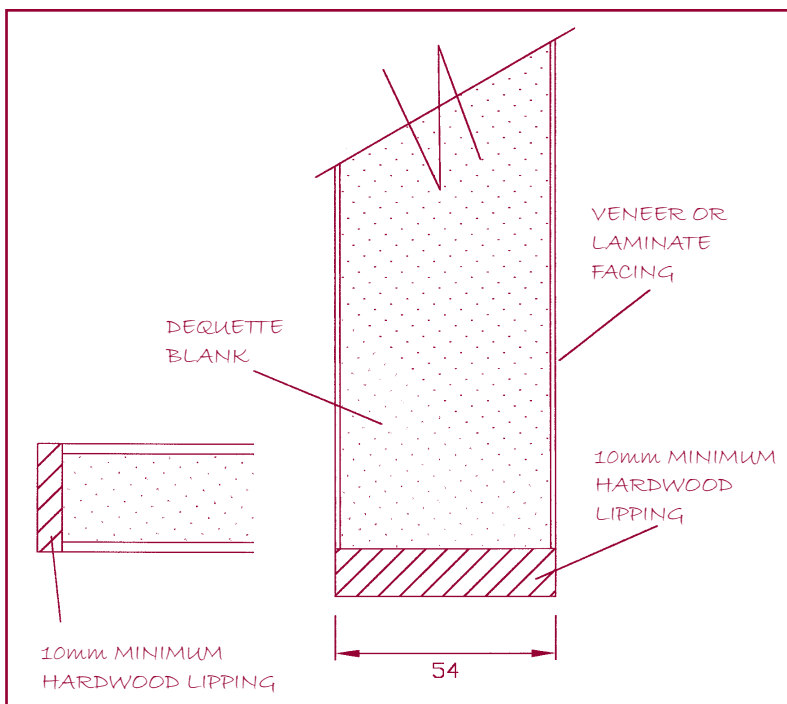
## Specification

Core is 54mm thick fine surface wood particleboard 630kg/m<sup>3</sup> with 10mm (minimum size) hardwood edge lips 640kg/mg<sup>3</sup> glued to all four edges. A range of laminated timber cores is an option for more onerous applications. Facings can be commercially available veneers as well as laminates. Doors can be offered prefinished or unlacquered. Tolerance ±1mm. Doors are plugged using the Q-Mark identification plugs and have a Dequette metal foil identification plate.

This design can be supplied with FSC certification. Further details on request. We are able to provide documentary evidence of source of materials if requested prior to placing of orders.

## Availability

Available as door, doors and frames or doorsets through sole distributor Noberne Doors Ltd 0113 277 8577 details on prices, sizes and availability on request.



Illustrations are not to scale

## Dequette Limited

PO Box HT 76  
Leeds LS10 3AY

T 07932 691443

E dequettedoors@aol.com



Certificate Number 006004