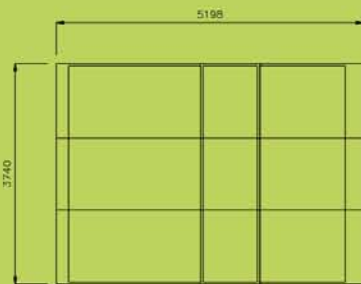
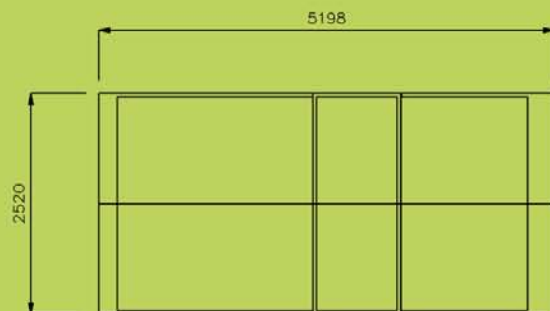


JUMP BOX



PLAN VIEW

SJB103



PLAN VIEW


SJB102

OPTIONS

SJB102 Jump Box 1.0m High, 2 Bay

SJB103 Jump Box 1.0m High, 3 Bay

Dimensions are in mm. Do not scale from drawing.



3 Bay



2 Bay

Vica SL offer a one-stop solution for the design and manufacture of our skate parks. We use fast and super strong, professional grade **SkatelitePro™** which is the supreme riding surface for outdoor skateparks. The solid material is weatherproof and withstands the constant punishment inflicted by determined riders.