



The SeceuroGlide range is CE marked by the manufacturer under the Construction Products Directive and supports installer CE marking under the Machinery Directive.



introducing

EXCEL

the **first** garage door tested and approved to police and insurance standards

Effective from March 2007

SECEUROGLIDE

The closest you'll get to the perfect
automatic roller garage door



The closest you'll get to the perfect **automatic roller garage door**



SECEUROGLIDE

the **original** insulated roller garage door

Since its launch as the first insulated roller garage door, SeceuroGlide has maintained its position as market leader through continuous development and innovation.

Manufactured from tough twin-walled aluminium slats with an insulating core, the curtain is held in place with high performance webbing that is unaffected by extremes of temperature. A strong extruded top slat and our patented comb locking mechanism effectively resist attack by would-be intruders.

SeceuroGlide is available in a choice of fifteen paint or wood-effect finishes, allowing you to match your door to existing paintwork or double-glazing for a coordinated look to your home.

Each door is supplied complete with a single channel SeceuroSmart receiver with built-in courtesy light, two key fob transmitters, a bottom slat safety sensor and an internal manual override. Available with optional alarm.



the **SeceuroGlide** range of insulated roller garage doors

SECEUROGLIDE

Combining great design and exceptional build quality, the SeceuroGlide range of roller garage doors offers attractive, effortless protection for your home.

Remote control as standard, the SeceuroGlide series blends the convenience of power operation with smooth, vertical opening and the benefits of insulation to provide the perfect solution for any garage.

All SeceuroGlide doors are made-to-measure to your requirements and fully CE marked.

Renowned for innovation and packed with unique features, the original **SeceuroGlide** is the market-leading insulated roller garage door.

For those demanding the very highest security specification, the **SeceuroGlide Excel** is the first garage door available to be tested and approved to official UK Police and Insurance standards.

Finally, for garages with particularly limited headroom, the **SeceuroGlide Compact**. Constructed with a narrower slat profile, garages of every size can now enjoy the advantage of an insulated roller door.



Key Features

Style

Wide range of low maintenance colours, including textured woodgrain finishes to exactly match the latest generation of UPVC windows and doors.

Space Saving

A tight coiling curtain design and discreet optional boxes maximize the drive-through height of your garage - ideal for larger vehicles such as 4x4s or people carriers. There is no intrusion into overhead storage space within the garage, and without the kick-out of traditional 'up and over' doors you can park safely inches from the door.

Security

Automatic anti-lift locking and SeceuroSmart receiver units featuring rolling-code technology ensure there is no other insulated roller door available more secure than a SeceuroGlide. For the very highest security specification see overleaf for the SeceuroGlide Excel.

Safety

Safety is a fundamental concern in the continuing development of the range. All SeceuroGlide roller doors are fully CE compliant and come as standard with Safety Edge collision detection and Anti-Fallback devices where required.

Insulation

Insulated foam-filled slats, combined with superior guide rail inserts, bottom slat rubber seals and a curtain that finishes higher than competitor designs help increase energy efficiency and reduce heating costs, with a typical U value of 5.2 W/m² K.

Peace of Mind

Each door is backed by a comprehensive two year guarantee covering all manufactured parts. In addition, the Somfy tubular motor is supplied with a full five year manufacturer's warranty, and textured woodgrain finishes carry a limited ten year guarantee.

SeceuroGlide &
SeceuroGlide Excel



Insulated slats: All SeceuroGlide doors are constructed from high grade corrosion resistant aluminium with a CFC-free foam core for thermal insulation and noise reduction.

A typical U value for an insulated roller garage door is 5.2 W/m² K.



POLICE PREFERRED SPECIFICATION



INNOVATION & ACHIEVEMENT 2007
SHOWCASE PRODUCT



SECEUROGLIDE EXCEL

the **first** garage door tested and approved to police and insurance standards

For security without compromise, look no further than the new SeceuroGlide Excel insulated roller garage door.

A product for the security conscious home-owner, SeceuroGlide Excel adds the highest available security specification to the benefits of the original SeceuroGlide to create the most advanced roller door on the market.

The unique reinforced design of SeceuroGlide Excel has enabled it to become the first garage door of any kind to successfully complete independent testing recognised on a

national level. A typical garage contains a many high value items, including tools that can be used to gain access to the remainder of your property. If proven protection for your car and home is a priority, there is no better choice.

SeceuroGlide Excel roller doors are available in a choice of fifteen low-maintenance finishes and come supplied with a single channel SeceuroSmart receiver with built-in courtesy light, two key fob transmitters, a bottom slat safety sensor and an internal manual override. Available with optional alarm.

POLICE PREFERRED SPECIFICATION
Tested to LPS 1175: Issue 5

SECEUROGLIDE EXCEL



Real Security

Security is a very serious consideration for all home owners. According to British Crime Survey figures released by the Home Office, there were an estimated 733,000 domestic burglaries carried out in England and Wales in 2005/2006.

Not only is your garage often one of the easiest ways to break into your home, but it usually houses high value items that are easy for an intruder to steal and sell.

● Tested and Approved

SeceuroGlide Excel is the first garage door to offer Police and Insurance approval.

Tested to the rigorous LPS 1175 burglary resistance standard, the door is certified to resist timed manual attacks that mimic common burglary methods using commercially available tools such as knives, levers and screwdrivers. Operated by the Loss Prevention Certification Board (LPCB), the UK's leading independent certification body, the standard is recognised and endorsed by 16 organisations, including the Association of British Insurers and the Association of Chief Police Officers.

SWS UK is audited annually for the quality and consistency of manufacturing and factory systems.

For more information on the scheme refer to www.brecertification.co.uk



● Physical Security

SeceuroGlide Excel is fitted with an innovative locking mechanism that automatically secures the door every time it closes. Upon closing, the aluminium slats firmly interlock, resisting attempts to break through or lift the door by force. To prevent the curtain from being forced out of its guide rails, the Excel also features unique bottom slat anchors (patent applied for).

In addition, steel end plates and the curtain webbing assembly system also contribute to the security rating.

● Secured by Design

SeceuroGlide Excel has been awarded the prestigious Secured by Design Police Preferred Specification status.

Secured by Design is the official UK Police flagship initiative supporting the principles of 'designing out crime' by use of effective crime prevention and security standards for a wide range of products and applications.

Only products which have been tested and meet the required technical standard can be awarded the Police Preferred Specification.

Research has indicated that Secured by Design usage can reduce burglary and car crime by up to 50% and criminal damage by 25%.

For more information on this initiative refer to www.securedbydesign.com



Notes on the SeceuroGlide Excel:

All SeceuroGlide Excel doors are supplied with 90mm guide rails as standard. The low level external override option is not available for SeceuroGlide Excel. In cases where the garage door is the only means of entry to the garage a battery backup will be required.

SeceuroGlide Excel doors must always be internally fitted, with the entire coil above the opening.



The closest you'll get to the perfect **automatic roller garage door**



SECEUROGLIDE COMPACT

the **limited headroom** roller garage door

The SeceuroGlide Compact system has been developed especially for garages with severely limited space above the opening.

The Compact utilises an insulated aluminium slat that is significantly narrower than those featured on the SeceuroGlide. This allows a tighter, smaller coil requiring just 8" (205mm) of headroom, giving owners of even the smallest garages the option of a high quality remote controlled door.

Extremely versatile, a SeceuroGlide Compact door can be fitted in-front of or behind the garage opening, or even (height permitting) within the garage opening itself.

An extensive range of sizes also means openings of up to 2880mm wide can be accommodated, whilst a neat 90° fascia conceals the coil back. There is also a 45° canopy option to completely enclose the coil.

Compact doors are available in four paint and two woodgrain finishes that combine low maintenance with durability. Each one comes supplied complete with a single channel SeceuroSmart receiver with built-in courtesy light, two key fob transmitters, a bottom slat safety sensor and an internal manual override. Available with optional alarm.

Notes on the SeceuroGlide Compact:

The SeceuroGlide 'vision slat' option is NOT available on SeceuroGlide Compact doors.

Occasionally some marking may occur at the top of the concave (coil) side of the curtain over time. This is unavoidable and due to prolonged contact with the locking system.



SECEUROGLIDE COMPACT



Space Saving Design

Small Box

SeceuroGlide Compact's extra small aluminium box needs just 205mm space above the opening, making it ideal for limited headroom garages.

As standard, the Compact is supplied with a half box (90° fascia). It is also available in a full box canopy option with a completely enclosed coil allowing external fitting.

Narrow Guide Rails

The Compact uses a narrower guide rail profile than the standard SeceuroGlide.


At just 60mm they can be recessed into a smaller space, and if the door needs to be fitted into the reveal of the opening the reduced guide size gives an additional 30mm of drive-through width.

Security

SeceuroGlide Compact uses an innovative stainless steel locking attachment system, providing greater strength than counterparts using plastic locking arms.



In addition, the Compact curtain is secured with endlocks that hold the individual slats in place to help prevent forced entry.



Powered by SOMFY:

All SeceuroGlide garage doors utilise Somfy's powerful tubular drive motors. Acknowledged as the world leaders in roller door power units, Somfy motors are covered by a comprehensive five year manufacturer's warranty.

The closest you'll get to the perfect **automatic roller garage door**

Full Box - roll fully covered



Half Box - roll partially covered

SeceuroGlide choice: SeceuroGlide can be ordered with either a half, full or no box. SeceuroGlide Compact comes with either a half or full box.

For full details of box options and colours please see overleaf.



Patented locking:

A self-adjusting locking mechanism is incorporated into the axle assembly. As SeceuroGlide closes, a high tensile bolt engages with the lock comb to secure the door.



Maximum weather protection:

SeceuroGlide guide rails are lined with a dense brush strip to block cold draughts and keep your garage warm and usable. A shaped rubber seal on the bottom slat adds further protection from adverse weather conditions.

Anatomy of SeceuroGlide the original insulated roller garage door

Full Box: The roll completely enclosed.
(Optional extra)

Half Box: Top, back and ends covered.
(Optional extra)




Digital security: The SeceuroSmart receiver unit features rolling code technology, ensuring that each time the transmitter is used a unique control code is generated. This advanced security prevents any possibility of criminal 'code grabbing' using a radio scanner. Key fob transmitters enable the door to be operated without leaving the comfort and safety of your vehicle.

A special **Vacation Mode** activated by your hand transmitter prevents an intruder from operating the door from the inside using the receiver unit's control panel.

If you require extra transmitters for your SeceuroGlide, up to thirty standard transmitters can be coded into a single receiver unit.



Refined engineering: SeceuroGlide's 100mm fluted axle provides an ultra-strong core, while the helical collars enable tighter space-saving coiling and significantly reduce curtain marking. Specially flanged rollers limit any lateral movement of the curtain.



Manual override: Every SeceuroGlide comes supplied with a simple manual override crank, ensuring you will never be accidentally locked in your garage - even in a powercut. Also available are external low-level override and battery backup options (overleaf).



Control unit: SeceuroGlide utilises the tried and tested SeceuroSmart control unit, which combines a courtesy light with both remote and push button control functions.



The unit is also available with an optional 90db alarm system.



Original Thinking



● Unique Webbing System

SeceuroGlide features unique high performance webbing to firmly hold the slats in place. In addition to securing the door, this innovative system also cushions the curtain as it coils upon opening and closing, minimising wear and significantly reducing noise for quieter operation.

A webbed curtain offers a considerably stronger and more secure alternative to an ordinary endlocked door.

● Fully CE Marked

SeceuroGlide are fully compliant with all European approach directives and product safety standards and are CE marked to demonstrate their compliance.

SeceuroGlide doors have been independently wind load tested to a minimum of Class 2 – equivalent to 59mph storm force winds. Larger SeceuroGlide doors are fitted with a reliable anti-fallback device to protect you and your family against uncontrolled or unbalanced movement in the event of a component failure.

● Proven Durability

SeceuroGlide roller garage doors have been subjected to rigorous cyclic durability tests to ensure that they are durable and reliable.

● Design Innovation

SeceuroGlide doors feature an extruded aluminium top slat which provides extra strength over ordinary doors.

SeceuroGlide's cleverly designed locking mechanism also allows the curtains to finish slightly higher than competitor designs, providing a better seal against wintry weather at the top of the door.

● The Benefits of Slats

The individual slat system has numerous advantages. Alongside the minimal space requirements compared to panel and up-and-over options you will benefit from smooth, quiet operation and if your door becomes damaged only the slats that are marked or dented need to be replaced.

The closest you'll get to the perfect **automatic roller garage door**




Choices of Finish

- ✦ SeceuroGlide and SeceuroGlide Excel colours
- ★ SeceuroGlide Compact colours
- ◆ Guide rail surcharge applies

Textured Woodgrain finishes (* subject to surcharge)

- ✦ Rosewood* textured woodgrain
- ✦ Mahogany* textured woodgrain
- ✦ Golden Oak* textured woodgrain



Plain colour finishes


- ✦ Burgundy (RAL 3004)
- ✦ Navy Blue (RAL 5011)
- ✦ Light Beige (BS 08B17)




- ✦ Brown (RAL 8014)
- ✦ Fir Green (RAL 6009)
- ◆ Yellow (RAL 1033)



- ✦ Medium Oak
- ✦ White (RAL 9010)
- ◆ Light Grey (RAL 7038)



- ◆ Metallic Silver (RAL 9006)
- ◆ Anthracite (RAL 7016)
- ✦ Black (RAL 9005)



* The Rosewood, Mahogany and Golden Oak textured woodgrain finish options are subject to a surcharge. In addition, please note that (as the special finish appears on one side only) textured woodgrain finishes are also unsuitable for external mounting.

Important notes on colour

The printing process does not allow exact reproduction of the paint colours. If you are unsure of your colour choice please ask your supplier for a sample. Colour references quoted are the nearest standard RAL or BS references to the colours used. They will not be an exact match and are intended as a guide only.

Doors ordered in the Medium Oak finish will be supplied with a brown bottom slat.

Coloured guide rails are supplied as standard, however they may not match the slat colour. The manufacturing process for the slat profile results in a textured finish, whilst all other coloured items (guides, bottom slats, optional facias and vision panels) are supplied in a satin finish so we cannot guarantee an exact match.

Yellow, Light Grey, Metallic Silver and Anthracite doors can be supplied with colour matched guide rails subject to a surcharge (◆).



Optional Extras

● Vision slats (SeceuroGlide only)

Vision slats allow natural light into your garage. Available with or without glazing. On textured woodgrain doors vision slats will be supplied in a brown finish.



● Remote control keypad (SeceuroGlide and SeceuroGlide Compact only)

The remote control key pad provides you with a secure, alternative option for controlling your door. Suitable for external installation, this wireless controller offers convenience without compromising security.



● Battery backup (Available on ALL models)

A battery backup offers added peace of mind and convenience. All doors are supplied with a manual override as standard but by choosing a battery backup you can continue to operate your door with the remote control in the event of a power failure.

For SeceuroGlide Excel, if the garage door is the only means of entry to the garage a battery backup will be required.



Important Notes

Darker coloured double doors that are exposed to significant direct sunlight may be susceptible to expansion which may interfere with the operation of the door.

Occasionally some marking may occur at the top of the concave (coil) side of the curtain over time, particularly on SeceuroGlide Compact. This is unavoidable and due to prolonged contact with the locking system. On doors which are installed externally this will be visible on the outside.



Care and Maintenance

Careful use of your door is the best way to avoid maintenance or remedial work.

SeceuroGlide doors are low maintenance. The curtain needs wiping with a damp cloth and a mild detergent to remove any excessive dirt or grime to maintain its prime appearance and to reduce the risk of the surface being damaged. This must be done more frequently in a salt air environment.


The motor and curtain have been designed to be lubrication free so there is seldom need to oil or grease any parts. In the event of your door's curtain being scratched it is advisable to touch-up the damaged area with paint to prevent any possible corrosion. If required, 25ml pots of touch-up paint can be obtained via your distributor.



Fitting Options

● Low level external override kit (SeceuroGlide and SeceuroGlide Compact only)


The low level external override kit enables the door to be opened manually in emergencies from both the inside and outside of the garage. If the garage door is the only means of entry you will require either the battery backup or the low level external override kit.



● Full box (Available on ALL models)

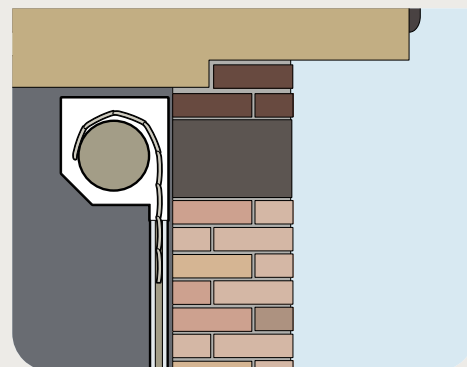
A full box completely conceals the roll. This option allows SeceuroGlide and SeceuroGlide Compact doors to be fitted outside the garage.

Boxes are supplied in white or brown as standard. They can also be supplied in any of the plain colour finishes for an additional surcharge.



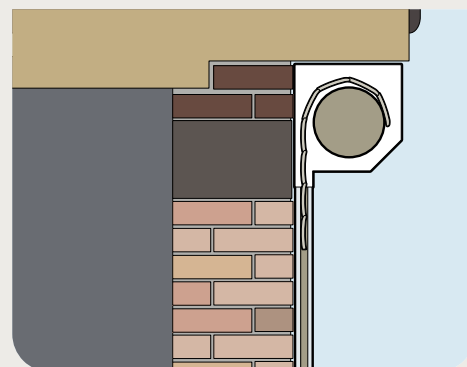
INTERNAL Face Fixing:

SeceuroGlide is installed INSIDE the opening to the garage. This is ideal where headroom inside the garage isn't seriously restricted. Internal reveal fixing may also be used to great effect in arched openings.



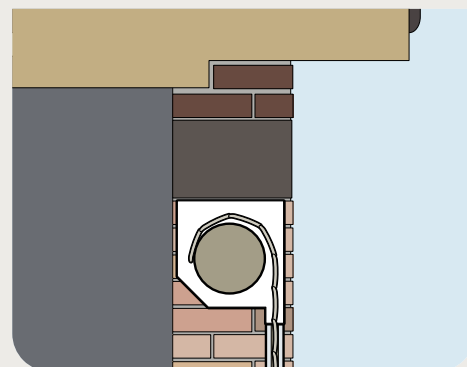
EXTERNAL Face Fixing (NOT SeceuroGlide Excel):

SeceuroGlide is installed IN FRONT of the opening OUTSIDE the garage. This is ideal where internal headroom is particularly restricted. Note, some marking may show over time at the upper corners of the door.



REVEAL Fixing (NOT SeceuroGlide Excel*):

Here SeceuroGlide is installed in the GARAGE OPENING itself. This option gives maximised internal space in the garage, whilst not obscuring the exterior of the garage. Requires good reveal headroom.



When the reveal fix option is chosen it may also be necessary to strengthen the lower edge of a 90° fascia when fitted partially or fully into a garage door opening, in order to prevent it from marking the door's curtain during operation.

*Except where the coil is fitted entirely behind the lintel



Fitting Requirements

Headroom requirements

SeceuroGlide and SeceuroGlide Excel require a minimum of 300mm headroom for doors up to 2500mm in opening height and 350mm headroom for door up to 3500mm opening height.

SeceuroGlide Compact requires just 205mm headroom for doors with an opening height up to 2150mm.

External doors

In applications where the door is installed externally the remote control system must be installed either inside the garage or in a waterproof box (not included).

SeceuroGlide Excel restrictions

SeceuroGlide Excel is not available as supply only as it must be installed by a trained installer. SeceuroGlide Excel can not be installed externally. The door must be installed so that the entire coil is above the opening.

The low level external override option is not available for SeceuroGlide Excel. In cases where the garage door is the only means of entry to the garage a battery backup will be required.

All SeceuroGlide Excel doors are supplied with 90mm guide rails as standard.

The closest you'll get to the perfect **automatic roller garage door**



Product Comparison and Options

	SECEUROGLIDE	SECEUROGLIDE EXCEL	SECEUROGLIDE COMPACT
LPS 1175 / Secured by Design Accreditation		●	
CE marked	●	●	●
Construction Products Directive / Machinery Directive compliant	●	●	●
Headroom required	300mm / 350mm	300mm / 350mm	205mm
Max. over guide width	5400mm	5200mm	3000mm
Max. opening height	3500mm	3500mm	2150mm
Guide rails	Up to 4600mm = 75mm guides Over 4600mm = 90mm guides	90mm	60mm
Slat height	78.5mm	78.5mm	55mm
Comb locking mechanism	●	●	
Autolock locking system			●
Internal installation	●	●	●
External installation	☆		☆
Webbed curtain	●	●	
Endlocked curtain			●
Half box (90° fascia)	☆	☆	●
Full box (45° fascia)	☆	☆	☆
SeceuroSmart receiver with courtesy light and Safety Edge	●	●	●
Vacation security mode	●	●	●
Internal manual override	●	●	●
External manual override	☆		☆
Vision slats	☆		
Battery backup	☆	☆	☆
Remote control keypad	☆		☆
Key switch operation	☆		☆
Safety photo cell	☆	☆	☆
90db alarm	☆	☆	☆

● Standard ☆ Optional extra



Peace-Of-Mind Warranties

All SeceuroGlide products are guaranteed against defect of material or workmanship by SWS UK, subject to correct installation, maintenance and operation, for a period of 2 years from the date of purchase.

In addition, Rosewood, Mahogany and Golden Oak Textured Woodgrain finishes carry a limited 10 year guarantee.

The Somfy Motor carries a 5 year guarantee.

SWS UK
www.sws.co.uk



Your approved SeceuroGlide supplier:

SWS UK are proud to be an official supporting supplier of The Association of Garage Door Specialists.

In line with SWS UK's policy of continuous product improvement, we reserve the right to make changes without prior notification. Whilst every effort has been made to provide an accurate representation, colours shown in this brochure and supplied as physical samples are for illustrative purposes only and may vary from the product received. The contents of this brochure are ©2007 SWS UK Limited.